












Handwriting Without Tears - Handwriting Books

Parent Guide

We have used our Handwriting Without Tears books to help us learn how to write our numbers and letters throughout the year. Whenever we learn a letter of the week, we will use this book to practice our uppercase and lowercase letter formations for that letter. We have also added most of the numbers to this book. (Please don't mind number 6, as we decided to change the formation a little bit from the book)

In addition to the letters and numbers writing pages, there are also pages that will help your child write words and sentences. I encourage you to use this book as a resource to help your child practice their handwriting. I often had to remind the children to take their time and do their best possible work. It is not about how fast they can go, but how much effort they put into it. As your child learns to write sentences in this book and on their own, remind them:

	Sentences start with a capital letter. —————→ H ere is my yellow cat.
	Sentences end with an ending mark. . ? !
	Words have spaces between them. Here  is  my  yellow  cat.
	Neat printing and letter formation is used. —————→  
	Sentences make sense! Picture matches story (if applicable). 