

ALBUQUERQUE TALENT DEVELOPMENT ACADEMY

1800 Atrisco Dr NW  
Albuquerque, NM 87120  
PHONE: 505-503-2465

# Executive Financial Report

As of June 30, 2021

## Financial Highlights

Key financial highlights are as follows:

- ATDA has a total of \$174,560.80 in negative fund balance among 10 funds through June. Requests for Reimbursement for 3<sup>rd</sup> Quarter as well as Final FY21 RfRs have been requested.
- ATDA spent 84% of its Operational budget.
- ATDA has the necessary minimum cash reserve to maintain acceptable liquidity coming into FY2020-2021 and will have enough cash going into FY2021-2022 as well.

## Governing Council Action Items

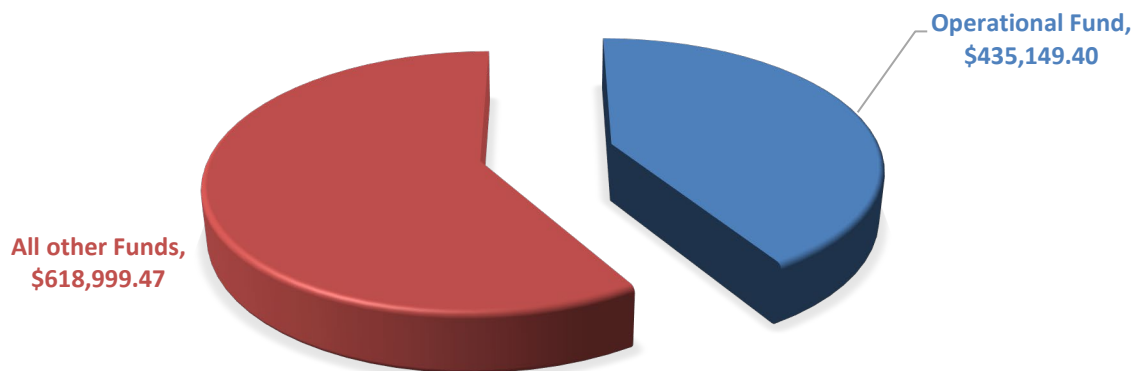
- I. **BUDGET**
  - No BARs
- II. **FINANCIAL STATEMENT REPORTS AS OF JUNE 30, 2021**
  - Balance Sheet Report
  - Statement of Revenues, Expenditures, and Changes in Fund Balance
  - Budget to Actual – Expenditure and Revenue
- IV. **BANK RECONCILIATION REPORT**
  - June 30, 2021
- V. **PAYROLL & ACCOUNTS PAYABLE PAYMENT VOUCHERS**
  - June 30, 2021

## Overview of Financial Position and Operations

### Balance Sheet:

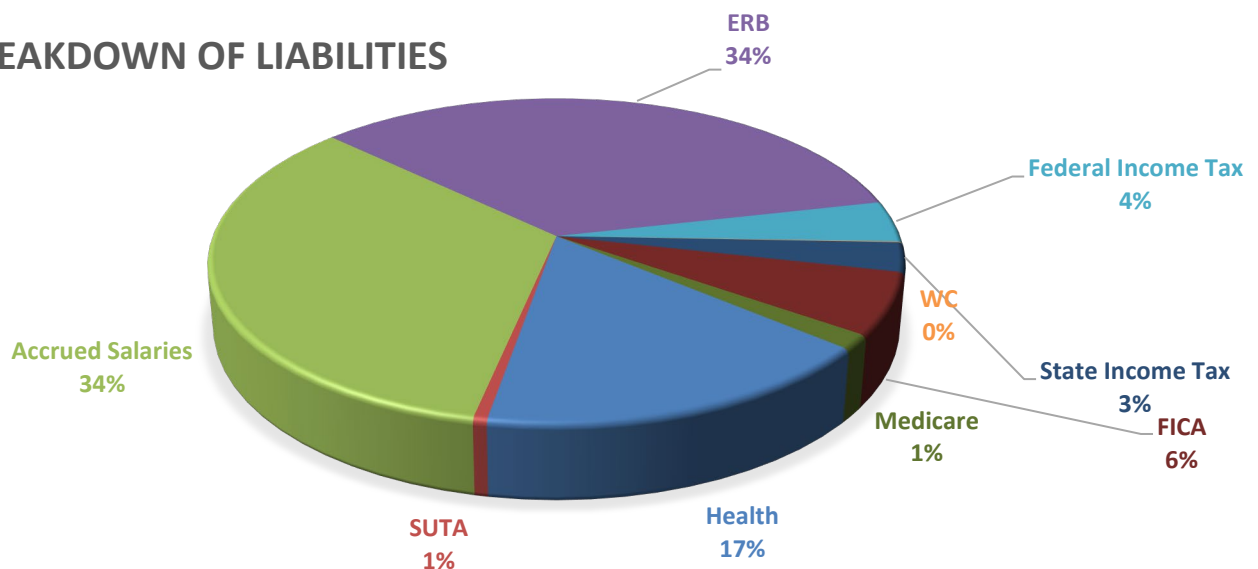
Albuquerque Talent Development Academy's only bank account reports the balance by fund totaling \$1,054,148.87 as of June 30, 2021. The Operational fund currently possesses approximately 41% of the cash of the school's funds.

### NM BANK & TRUST



There are currently nine different liability accounts of which the largest are ERB and Accrued Salaries, both at 34% each. The total amounts for the liability balance is \$134,967.02.

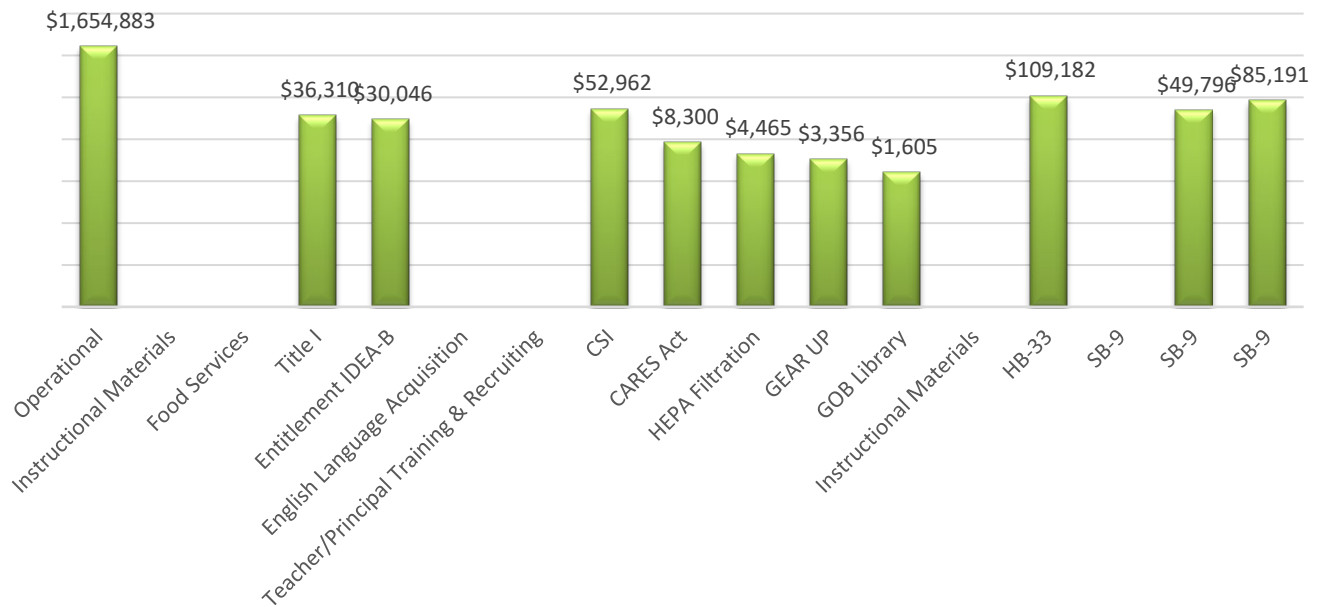
### BREAKDOWN OF LIABILITIES



## Income Statement:

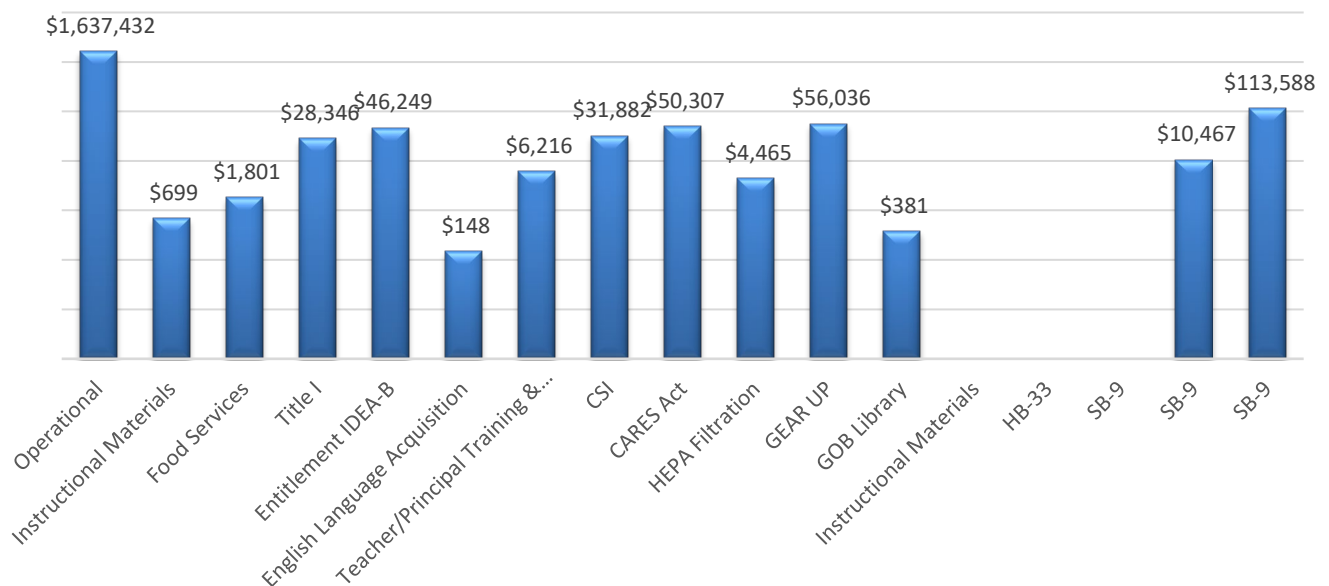
Albuquerque Talent Development Academy is heavily dependent on revenue from the Operational fund, which accounts for 81% of total revenues received as of June 30, 2021.

## Revenue



The majority of the expenditures were spent from the Operational fund at 82%. We cannot spend HB-33 until we are in Lease-Purchase Agreement.

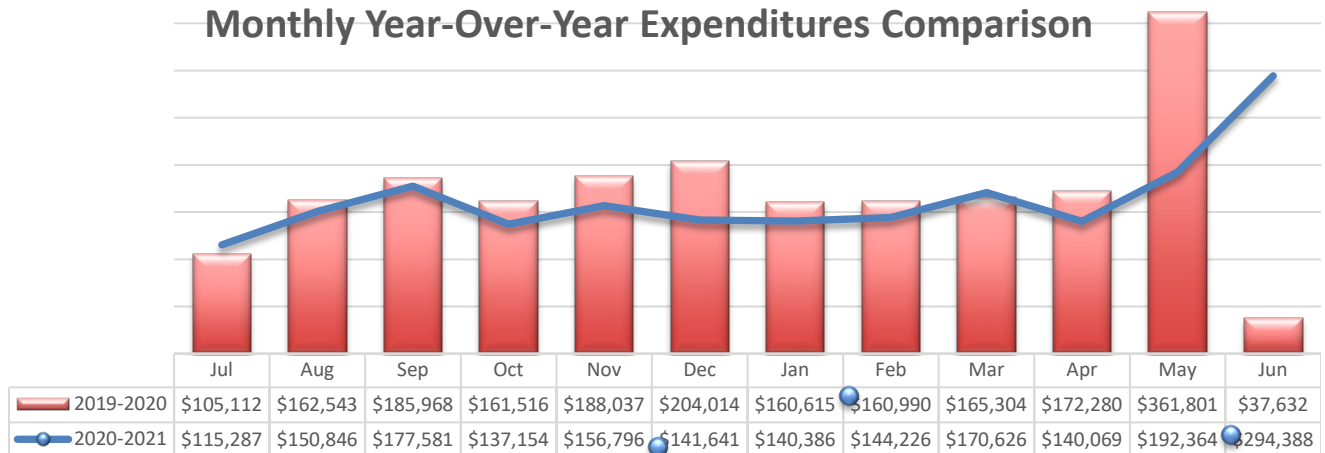
## Expenses



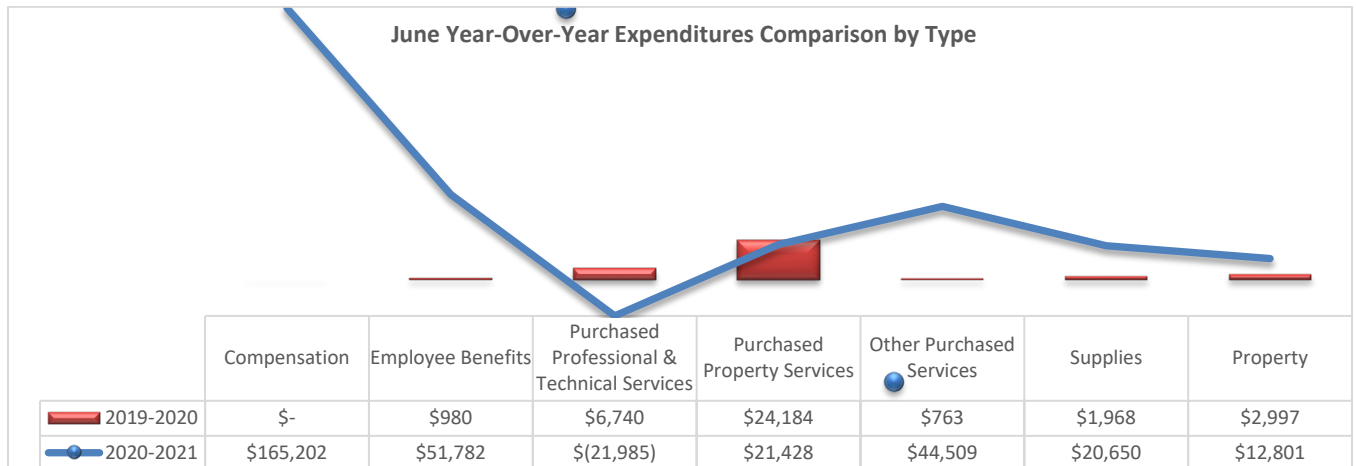
## Expenditure Analytical Review

There was a \$256,755 increase in ATDA's monthly expenditures over last year's total monthly expenditures for June. Keep in mind that there was a \$169,437 decrease in ATDA's monthly expenditures over last year's total monthly expenditures for May. Last fiscal year we processed all summer payrolls by May 30 in order to meet APS's RfR deadline to receive reimbursement before June 30. However, since we did not receive **any** reimbursements before June 30, this year we did not process summer payroll in May, but June as usual. Also, this fiscal year we had GEAR UP budget to spend and made several purchases to ramp that program.

### Monthly Year-Over-Year Expenditures Comparison



### June Year-Over-Year Expenditures Comparison by Type

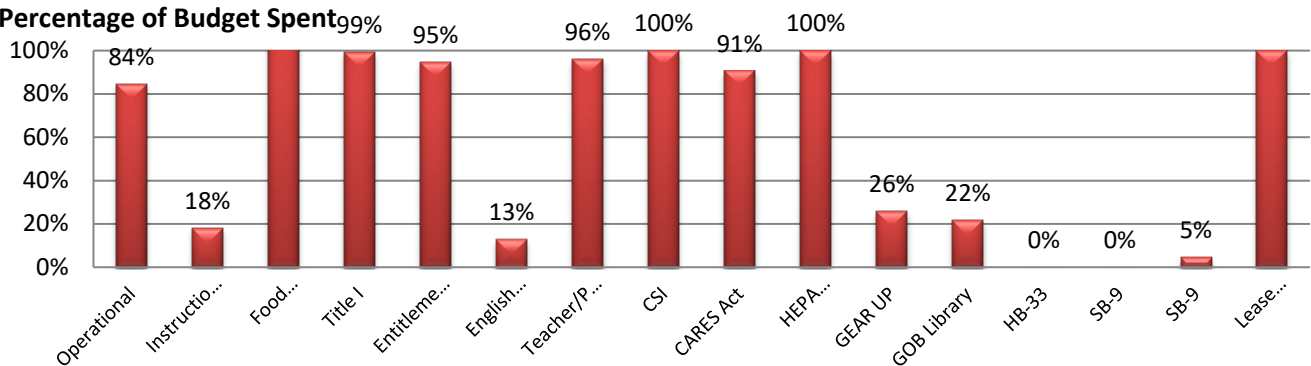


YoY	Jun	Total
Compensation	\$ 165,202	\$ (78,936)
Employee Benefits	\$ 50,802	\$ (12,280)
Purchased Professional & Technical Services	\$ (28,725)	\$ (11,127)
Purchased Property Services	\$ (2,756)	\$ (51,424)
Other Purchased Services	\$ 43,746	\$ 36,921
Supplies	\$ 18,682	\$ 32,239
Property	\$ 9,804	\$ (19,841)
Debt Service and Miscellaneous	\$ -	\$ -
<b>Total</b>	<b>\$ 256,755</b>	<b>\$ (104,448)</b>

## Budget to Actual:

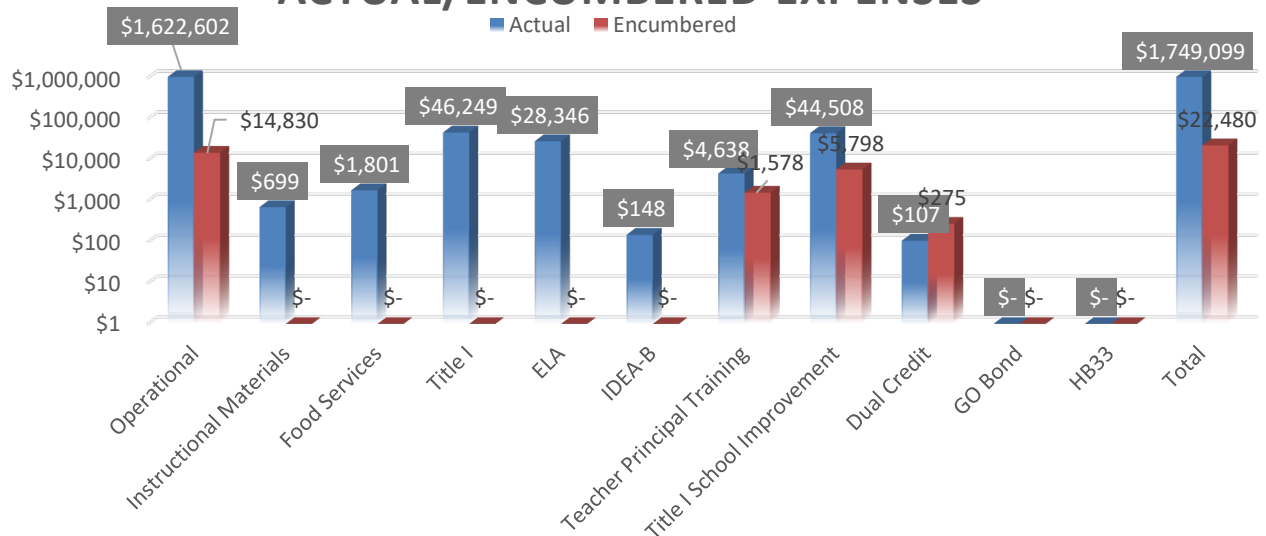
Percentage of budget spent includes actual and encumbered expenses. The dollar amounts are indicated on the second graph. The breakdown for actual versus encumbered is indicated in the third graph below.

### Percentage of Budget Spent



	Fund Balance	Revenue			Expenditures		
Fund	Budgeted	Budget (YTD)	Actual (YTD)	Balance	Budget (YTD)	Actual + Enc (YTD)	Balance
Operational	\$ 284,127	\$ 1,655,086	\$ 1,654,883	\$ 203	\$ 1,939,213	\$ 1,637,432	\$ 301,781
Instructional Materials	\$ 3,869	0	0	\$ -	\$ 3,869	\$ 699	\$ 3,170
Food Services	\$ 1,682	0	0	\$ -	\$ 1,682	\$ 1,801	\$ (119)
Title I	\$ -	\$ 28,616	\$ 36,310	\$ (7,694)	\$ 28,616	\$ 28,346	\$ 270
Entitlement IDEA-B	\$ -	\$ 48,773	\$ 30,046	\$ 18,727	\$ 48,773	\$ 46,249	\$ 2,524
English Language Acquisition	\$ -	\$ 1,140	\$ -	\$ 1,140	\$ 1,140	\$ 148	\$ 992
Teacher/Principal Training & Rec	\$ -	\$ 6,468	\$ (31)	\$ 6,499	\$ 6,468	\$ 6,216	\$ 252
CSI	\$ -	\$ 31,882	\$ 52,962	\$ (21,080)	\$ 31,882	\$ 31,882	\$ -
CARES Act	\$ -	\$ 55,514	\$ 8,300	\$ 47,214	\$ 55,514	\$ 50,307	\$ 5,207
HEPA Filtration	\$ -	\$ 4,465	\$ 4,465	\$ -	\$ 4,465	\$ 4,465	\$ -
GEAR UP	\$ -	\$ 218,287	\$ 3,356	\$ 214,931	\$ 218,287	\$ 56,036	\$ 162,251
GOB Library	\$ -	\$ 1,753	\$ 1,605	\$ 148	\$ 1,753	\$ 381	\$ 1,372
Instructional Materials	\$ 2,503	0	0	\$ -	\$ 2,503	\$ -	\$ 2,503
HB-33	\$ 440,936	\$ 103,527	\$ 109,182	\$ (5,655)	\$ 544,463	\$ -	\$ 544,463
SB-9	\$ -	\$ 401	\$ -	\$ 401	\$ 401	\$ -	\$ 401
SB-9	\$ 175,253	\$ 52,434	\$ 49,796	\$ 2,638	\$ 227,687	\$ 10,467	\$ 217,220
SB-9	\$ -	\$ 113,588	\$ 85,191	\$ 28,397	\$ 113,588	\$ 113,588	\$ (0)
<b>Total</b>	<b>\$ 908,370</b>	<b>\$ 2,321,934</b>	<b>\$ 2,036,064</b>	<b>\$ 285,870</b>	<b>\$ 3,230,304</b>	<b>\$ 1,988,017</b>	<b>\$ 1,242,287</b>

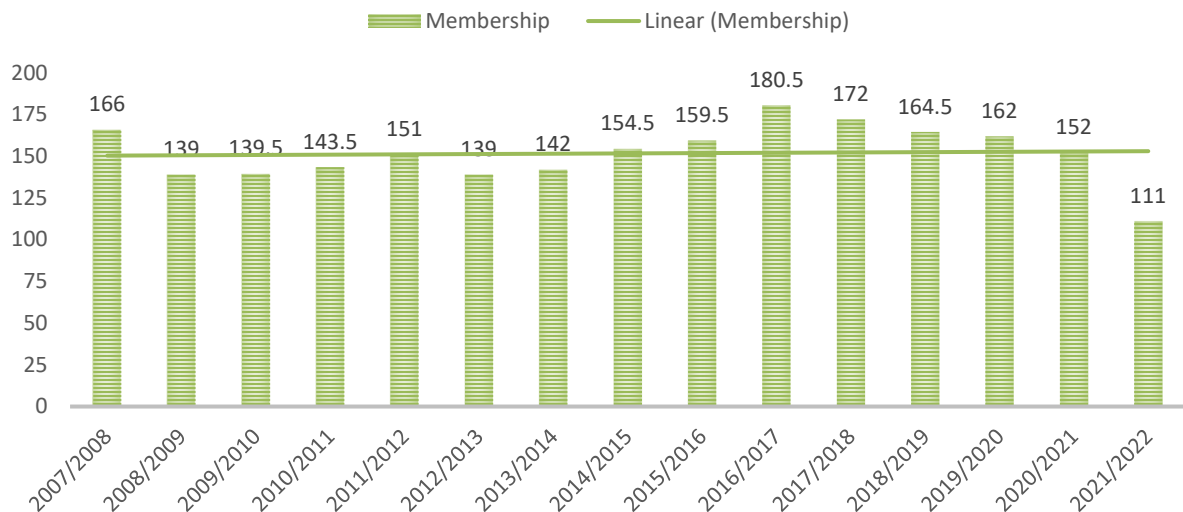
## ACTUAL/ENCUMBERED EXPENSES



## Relevant Current Economic Factors, Decisions and Conditions

- ATDA is funded based on 152 students for 2020-2021.
- ATDA will be funded on 111 students for 2021-2022; however, hold harmless provisions will hold our SEG consistent with January 1, 2021 amounts.
- 40% Phase-out of the Small School Size Adjustment for FY21. 60% for FY22.
- Potential for moving facilities. Down payment will be from HB33/SB9 funds.
- 35 students graduating which is 1/3 of current enrollment. Currently advertising.

## FUNDED ENROLLMENT



## Request for Information

This financial report is designed to provide various interested parties with a general overview of ATDA's finances. If you have any questions about this report or require additional information, contact ATDA's Finance Department as follows:

Whitney Galindo, Business Manager  
(505) 503-2465  
[whitneyg@atdacademy.org](mailto:whitneyg@atdacademy.org)

Physical and Mailing Address:  
1800 Atrisco Rd NW  
Albuquerque, NM 87120

# Albuquerque Talent Development Academy

## Bank Account Reconciliation Report (GL Reconciliation)

Accounting Cycle: FY2020-2021; Bank: NM Bank & Trust - ; Bank Account: 6186746 - Main Checking; Statement Date: 06/30/2021; Include Unposted

Transactions: No; Created On: 7/16/2021 11:27:16 AM

	Bank Reconciliation	+	Outstanding	=	ExpectedGL	-	ActualGL	1	Difference
Beginning Balance	\$1,073,965.61	+	(\$5,979.36)	=	\$1,067,986.25	-	\$1,067,986.25	=	\$0.00
Deposits/Debits	\$201,789.70	+	\$0.00	=	\$201,789.70	-	\$223,390.94	=	(\$21,601.24)
Withdrawals/Credits	(\$198,465.70)	+	(\$17,211.38)	=	(\$215,677.08)	-	(\$237,278.32)	=	\$21,601.24
Sub Total	\$1,077,289.61		(\$23,190.74)		\$1,054,098.87		\$1,054,098.87		\$0.00



# Albuquerque Talent Development Academy

## Balance Sheet Report

Cycle: FY2020-2021; Fund Class: [All]; Fund Columns: [All Non-Zero Funds]; Account Expression: ([Fund] >= "11000") ; Balance Date: 06/30/2021; Detail: No; Created On: 7/18/20

Description	11000	14000	21000	24101	24106	24153
11012 - NM Bank & Trust	\$435,149.40	\$3,170.21	(\$168.72)	(\$17,042.01)	(\$29,034.49)	(\$147.97)
11031 - Cash on Hand	\$0.00	\$0.00	\$50.00	\$0.00	\$0.00	\$0.00
<b>Subtotal of Account Type: Asset</b>	<b>\$435,149.40</b>	<b>\$3,170.21</b>	<b>(\$118.72)</b>	<b>(\$17,042.01)</b>	<b>(\$29,034.49)</b>	<b>(\$147.97)</b>
<b>Subtotal of Account Group: Assets</b>	<b>\$435,149.40</b>	<b>\$3,170.21</b>	<b>(\$118.72)</b>	<b>(\$17,042.01)</b>	<b>(\$29,034.49)</b>	<b>(\$147.97)</b>
23011 - Accrued Salaries and Benefits	\$40,679.86	\$0.00	\$0.00	\$60.70	\$2,818.48	\$0.00
23124 - State Retirement System Contributions (Employee)	\$17,343.58	\$0.00	\$0.00	\$19.51	\$950.05	\$0.00
23125 - Health Insurance (Employee)	\$8,690.92	\$0.00	\$0.00	\$0.00	\$38.92	\$0.00
23126 - Unemployment Insurance	\$618.50	\$0.00	\$0.00	\$27.28	\$39.31	\$0.00
23127 - Workers' Compensation (Employee)	\$37.97	\$0.00	\$0.00	\$0.03	\$0.00	\$0.00
23134 - State Retirement System Contributions (Employer)	\$22,186.97	\$0.00	\$0.00	\$26.91	\$1,311.37	\$0.00
23135 - Health Insurance (Employer)	\$11,875.99	\$0.00	\$0.00	\$0.00	\$63.16	\$0.00
23137 - Workers' Compensation (Employer)	\$45.96	\$0.00	\$0.00	\$0.04	\$0.00	\$0.00
23141 - Federal Income Tax	\$4,929.34	\$0.00	\$0.00	\$5.45	\$304.63	\$0.00
23142 - State Income Tax	\$3,181.09	\$0.00	\$0.00	\$3.79	\$299.09	\$0.00
23143 - FICA (Employee)	\$3,708.47	\$0.00	\$0.00	\$4.48	\$251.09	\$0.00
23144 - Medicare (Employee)	\$867.29	\$0.00	\$0.00	\$1.04	\$58.72	\$0.00
23153 - FICA (Employer)	\$3,708.47	\$0.00	\$0.00	\$4.48	\$251.09	\$0.00
23154 - Medicare (Employer)	\$867.29	\$0.00	\$0.00	\$1.04	\$58.72	\$0.00
<b>Subtotal of Account Type: Liability</b>	<b>\$118,741.70</b>	<b>\$0.00</b>	<b>\$0.00</b>	<b>\$154.75</b>	<b>\$6,444.63</b>	<b>\$0.00</b>
32300 - Unreserved Fund Balance	\$284,127.22	\$3,869.17	\$1,682.09	(\$25,160.32)	(\$19,276.09)	\$0.00
Net Increase/Decrease	\$32,280.48	(\$698.96)	(\$1,800.81)	\$7,963.56	(\$16,203.03)	(\$147.97)
<b>Subtotal of Account Type: Fund Balance/Retained Earnings</b>	<b>\$316,407.70</b>	<b>\$3,170.21</b>	<b>(\$118.72)</b>	<b>(\$17,196.76)</b>	<b>(\$35,479.12)</b>	<b>(\$147.97)</b>
<b>Subtotal of Account Group: Liabilities/Fund Balance</b>	<b>\$435,149.40</b>	<b>\$3,170.21</b>	<b>(\$118.72)</b>	<b>(\$17,042.01)</b>	<b>(\$29,034.49)</b>	<b>(\$147.97)</b>

I21 7:39:20 PM

24154	24189	24190	24301	24306	25205	27107	27109	27125
(\$4,105.63)	\$0.00	\$97.64	(\$36,208.44)	\$0.00	(\$43,272.24)	(\$106.61)	\$2,503.24	\$0.50
\$0.00	\$0.00	\$0.00	\$0.00	\$0.00	\$0.00	\$0.00	\$0.00	\$0.00
<b>(\$4,105.63)</b>	<b>\$0.00</b>	<b>\$97.64</b>	<b>(\$36,208.44)</b>	<b>\$0.00</b>	<b>(\$43,272.24)</b>	<b>(\$106.61)</b>	<b>\$2,503.24</b>	<b>\$0.50</b>
<b>(\$4,105.63)</b>	<b>\$0.00</b>	<b>\$97.64</b>	<b>(\$36,208.44)</b>	<b>\$0.00</b>	<b>(\$43,272.24)</b>	<b>(\$106.61)</b>	<b>\$2,503.24</b>	<b>\$0.50</b>
\$0.00	\$0.00	\$477.86	\$0.00	\$0.00	\$1,532.90	\$0.00	\$0.00	\$0.00
\$23.40	\$0.00	\$202.22	\$0.00	\$0.00	\$1,680.33	\$0.00	\$0.00	\$0.00
\$0.00	\$0.00	\$242.55	\$0.00	\$0.00	\$411.78	\$0.00	\$0.00	\$0.00
\$6.17	\$0.00	\$8.78	\$0.00	\$0.00	\$61.71	\$0.00	\$0.00	\$0.00
\$0.00	\$0.00	\$0.00	\$0.00	\$0.00	\$2.00	\$0.00	\$0.00	\$0.00
\$32.30	\$0.00	\$279.14	\$0.00	\$0.00	\$2,319.45	\$0.00	\$0.00	\$0.00
\$0.00	\$0.00	\$318.74	\$0.00	\$0.00	\$831.52	\$0.00	\$0.00	\$0.00
\$0.00	\$0.00	\$0.00	\$0.00	\$0.00	\$2.30	\$0.00	\$0.00	\$0.00
\$0.00	\$0.00	\$88.73	\$0.00	\$0.00	\$191.58	\$0.00	\$0.00	\$0.00
\$5.89	\$0.00	\$35.92	\$0.00	\$0.00	\$408.83	\$0.00	\$0.00	\$0.00
\$0.00	\$0.00	\$47.25	\$0.00	\$0.00	\$139.90	\$0.00	\$0.00	\$0.00
\$0.00	\$0.00	\$11.05	\$0.00	\$0.00	\$32.72	\$0.00	\$0.00	\$0.00
\$0.00	\$0.00	\$47.25	\$0.00	\$0.00	\$139.90	\$0.00	\$0.00	\$0.00
\$0.00	\$0.00	\$11.05	\$0.00	\$0.00	\$32.72	\$0.00	\$0.00	\$0.00
<b>\$67.76</b>	<b>\$0.00</b>	<b>\$1,770.54</b>	<b>\$0.00</b>	<b>\$0.00</b>	<b>\$7,787.64</b>	<b>\$0.00</b>	<b>\$0.00</b>	<b>\$0.00</b>
\$496.25	(\$634.00)	(\$22,753.10)	\$0.00	\$0.00	\$0.00	(\$1,605.21)	\$2,503.24	\$0.50
(\$4,669.64)	\$634.00	\$21,080.20	(\$36,208.44)	\$0.00	(\$51,059.88)	\$1,498.60	\$0.00	\$0.00
<b>(\$4,173.39)</b>	<b>\$0.00</b>	<b>(\$1,672.90)</b>	<b>(\$36,208.44)</b>	<b>\$0.00</b>	<b>(\$51,059.88)</b>	<b>(\$106.61)</b>	<b>\$2,503.24</b>	<b>\$0.50</b>
<b>(\$4,105.63)</b>	<b>\$0.00</b>	<b>\$97.64</b>	<b>(\$36,208.44)</b>	<b>\$0.00</b>	<b>(\$43,272.24)</b>	<b>(\$106.61)</b>	<b>\$2,503.24</b>	<b>\$0.50</b>

27130	31200	31600	31701	31703	90001	Total
\$0.00	(\$28,397.01)	\$550,118.03	\$217,496.97	\$4,096.00	(\$50.00)	\$1,054,098.87
\$0.00	\$0.00	\$0.00	\$0.00	\$0.00	\$50.00	\$100.00
<b>\$0.00</b>	<b>(\$28,397.01)</b>	<b>\$550,118.03</b>	<b>\$217,496.97</b>	<b>\$4,096.00</b>	<b>\$0.00</b>	<b>\$1,054,198.87</b>
<b>\$0.00</b>	<b>(\$28,397.01)</b>	<b>\$550,118.03</b>	<b>\$217,496.97</b>	<b>\$4,096.00</b>	<b>\$0.00</b>	<b>\$1,054,198.87</b>
\$0.00	\$0.00	\$0.00	\$0.00	\$0.00	\$0.00	\$45,569.80
\$0.00	\$0.00	\$0.00	\$0.00	\$0.00	\$0.00	\$20,219.09
\$0.00	\$0.00	\$0.00	\$0.00	\$0.00	\$0.00	\$9,384.17
\$0.00	\$0.00	\$0.00	\$0.00	\$0.00	\$0.00	\$761.75
\$0.00	\$0.00	\$0.00	\$0.00	\$0.00	\$0.00	\$40.00
\$0.00	\$0.00	\$0.00	\$0.00	\$0.00	\$0.00	\$26,156.14
\$0.00	\$0.00	\$0.00	\$0.00	\$0.00	\$0.00	\$13,089.41
\$0.00	\$0.00	\$0.00	\$0.00	\$0.00	\$0.00	\$48.30
\$0.00	\$0.00	\$0.00	\$0.00	\$0.00	\$0.00	\$5,519.73
\$0.00	\$0.00	\$0.00	\$0.00	\$0.00	\$0.00	\$3,934.61
\$0.00	\$0.00	\$0.00	\$0.00	\$0.00	\$0.00	\$4,151.19
\$0.00	\$0.00	\$0.00	\$0.00	\$0.00	\$0.00	\$970.82
\$0.00	\$0.00	\$0.00	\$0.00	\$0.00	\$0.00	\$4,151.19
\$0.00	\$0.00	\$0.00	\$0.00	\$0.00	\$0.00	\$970.82
<b>\$0.00</b>	<b>\$0.00</b>	<b>\$0.00</b>	<b>\$0.00</b>	<b>\$0.00</b>	<b>\$0.00</b>	<b>\$134,967.02</b>
(\$500.00)	\$0.01	\$440,935.91	\$175,252.70	\$4,096.00	\$0.00	\$843,034.37
\$500.00	(\$28,397.02)	\$109,182.12	\$42,244.27	\$0.00	\$0.00	\$76,197.48
<b>\$0.00</b>	<b>(\$28,397.01)</b>	<b>\$550,118.03</b>	<b>\$217,496.97</b>	<b>\$4,096.00</b>	<b>\$0.00</b>	<b>\$919,231.85</b>
<b>\$0.00</b>	<b>(\$28,397.01)</b>	<b>\$550,118.03</b>	<b>\$217,496.97</b>	<b>\$4,096.00</b>	<b>\$0.00</b>	<b>\$1,054,198.87</b>

# Albuquerque Talent

## Statement of Revenues and

Cycle: FY2020-2021; Fund Class: [All]; Fund Columns: [All Non-Zero Funds]; Account Expression: ([Fund] >= "11000") ; Include Element

Description	Total
11000 - Operational	\$139,908.89
31600 - Capital Improvements HB-33	\$30,422.96
31701 - Capital Improvements SB-9 Local	\$15,535.53
<b>Total Revenue</b>	<b>\$185,867.38</b>
11000 - Operational	\$197,000.76
14000 - Total Instructional Materials Sub-Fund	(\$901.75)
21000 - Food Services	\$45.00
24101 - Title I - IASA	\$7,853.63
24106 - Entitlement IDEA-B	\$10,126.89
24153 - English Language Acquisition	\$147.97
24154 - Teacher/Principal Training & Recruiting	\$749.53
24190 - CSI	(\$6,285.98)
25205 - GEAR UP	\$44,739.66
27109 - PED Safety in Schools	(\$2,503.00)
24301 - CARES Act	\$27,187.96
31200 - Public School Capital Outlay	\$16,226.86
<b>Total Expenditure</b>	<b>\$294,387.53</b>
<b>Total Other Financing Sources (Uses)</b>	<b>\$0.00</b>
<b>Excess (deficiency) of revenues and other financing sources over expenditures and other financing uses</b>	<b>(\$108,520.15)</b>
Fund Balance, Beginning of year	\$841,677.08

Fund Balance, End of year	\$733,156.93
---------------------------	--------------

# Albuquerque Talent

## Statement of Revenues and

Cycle: FY2020-2021; Fund Class: [All]; Fund Columns: [All Non-Zero Funds]; Account Expression: ([Fund] >= "11000") ; Include Element

Description	Total
11000 - Operational	\$1,654,882.64
24101 - Title I - IASA	\$36,309.69
24106 - Entitlement IDEA-B	\$30,046.38
24189 - Title IV - Student Supp Academic Achievement	\$634.00
24154 - Teacher/Principal Training & Recruiting	(\$31.25)
24190 - CSI	\$52,962.20
25205 - GEAR UP	\$3,355.56
27107 - Literacy For Children @ Risk PED	\$1,605.21
27130 - Feminine Hygiene Products	\$500.00
24301 - CARES Act	\$8,299.85
24306 - HEPA Filtration	\$4,465.00
31200 - Public School Capital Outlay	\$85,191.00
31600 - Capital Improvements HB-33	\$109,182.12
31701 - Capital Improvements SB-9 Local	\$49,795.86
<b>Total Revenue</b>	<b>\$2,037,198.26</b>
11000 - Operational	\$1,622,602.16
14000 - Total Instructional Materials Sub-Fund	\$698.96
21000 - Food Services	\$1,800.81
24101 - Title I - IASA	\$28,346.13
24106 - Entitlement IDEA-B	\$46,249.41
24153 - English Language Acquisition	\$147.97
24154 - Teacher/Principal Training & Recruiting	\$4,638.39
24190 - CSI	\$31,882.00
25205 - GEAR UP	\$54,415.44
27107 - Literacy For Children @ Risk PED	\$106.61
24301 - CARES Act	\$44,508.29

24306 - HEPA Filtration	\$4,465.00
31200 - Public School Capital Outlay	\$113,588.02
31701 - Capital Improvements SB-9 Local	\$7,551.59
<b>Total Expenditure</b>	<b>\$1,961,000.78</b>
<b>Total Other Financing Sources (Uses)</b>	<b>\$0.00</b>
<b>Excess (deficiency) of revenues and other financing</b>	
<b>sources over expenditures and other financing uses</b>	<b>\$76,197.48</b>
Fund Balance, Beginning of year	\$843,034.37
<b>Fund Balance, End of year</b>	<b>\$919,231.85</b>

# Albuquerque Talent Development Academy

## Account Summary Report

Cycle: FY2020-2021; Begin Date: 06/01/2021; End Date: 06/30/2021; Account Type: Revenue; Subtotal Elements: Fund,Function; Account Expression: ([Fund] >= "11000") ; Subtotal By Account Type: No; Include Unposted Transactions: No; Created On: 7/18/2021 7:38:09 PM

Account Code	Description	Actual (Date Range)	Budget (YTD)	Actual (YTD)	Encumbrance (YTD)	Available (YTD)	% of Budget
11000-0000-41702-0000-001016-0000	Fees - Educational	(\$500.00)	(\$2,000.00)	(\$1,520.75)	\$0.00	(\$479.25)	76.03
11000-0000-43101-0000-001016-0000	State Equalization Guarantee	(\$139,133.54)	(\$1,653,086.00)	(\$1,653,086.54)	\$0.00	\$0.54	100.00
11000-0000-46100-0000-001016-0000	Access Board (e-Rate)	(\$275.35)	\$0.00	(\$275.35)	\$0.00	\$275.35	0.00
<b>Subtotal of Element: [Function] 0000 - Revenue</b>		<b>(\$139,908.89)</b>	<b>(\$1,655,086.00)</b>	<b>(\$1,654,882.64)</b>	<b>\$0.00</b>	<b>(\$203.36)</b>	<b>99.99</b>
<b>Subtotal of Element: [Fund] 11000 - Operational</b>		<b>(\$139,908.89)</b>	<b>(\$1,655,086.00)</b>	<b>(\$1,654,882.64)</b>	<b>\$0.00</b>	<b>(\$203.36)</b>	<b>99.99</b>
24101-0000-41924-0000-001016-0000	Flowthrough Grants from District	\$0.00	(\$28,616.00)	(\$36,309.69)	\$0.00	\$7,693.69	126.88
<b>Subtotal of Element: [Function] 0000 - Revenue</b>		<b>\$0.00</b>	<b>(\$28,616.00)</b>	<b>(\$36,309.69)</b>	<b>\$0.00</b>	<b>\$7,693.69</b>	<b>126.89</b>
<b>Subtotal of Element: [Fund] 24101 - Title I - IASA</b>		<b>\$0.00</b>	<b>(\$28,616.00)</b>	<b>(\$36,309.69)</b>	<b>\$0.00</b>	<b>\$7,693.69</b>	<b>126.89</b>
24106-0000-41924-0000-001016-0000	Flowthrough Grants from District	\$0.00	(\$48,773.00)	(\$30,046.38)	\$0.00	(\$18,726.62)	61.60
<b>Subtotal of Element: [Function] 0000 - Revenue</b>		<b>\$0.00</b>	<b>(\$48,773.00)</b>	<b>(\$30,046.38)</b>	<b>\$0.00</b>	<b>(\$18,726.62)</b>	<b>61.60</b>
<b>Subtotal of Element: [Fund] 24106 - Entitlement IDEA-B</b>		<b>\$0.00</b>	<b>(\$48,773.00)</b>	<b>(\$30,046.38)</b>	<b>\$0.00</b>	<b>(\$18,726.62)</b>	<b>61.60</b>
24153-0000-41924-0000-001016-0000	Flowthrough Grants from District	\$0.00	(\$1,140.00)	\$0.00	\$0.00	(\$1,140.00)	0.00
<b>Subtotal of Element: [Function] 0000 - Revenue</b>		<b>\$0.00</b>	<b>(\$1,140.00)</b>	<b>\$0.00</b>	<b>\$0.00</b>	<b>(\$1,140.00)</b>	<b>0.00</b>
<b>Subtotal of Element: [Fund] 24153 - English Language Acquisition</b>		<b>\$0.00</b>	<b>(\$1,140.00)</b>	<b>\$0.00</b>	<b>\$0.00</b>	<b>(\$1,140.00)</b>	<b>0.00</b>
24154-0000-41924-0000-001016-0000	Flowthrough Grants from District	\$0.00	(\$6,468.00)	\$31.25	\$0.00	(\$6,499.25)	-0.48
<b>Subtotal of Element: [Function] 0000 - Revenue</b>		<b>\$0.00</b>	<b>(\$6,468.00)</b>	<b>\$31.25</b>	<b>\$0.00</b>	<b>(\$6,499.25)</b>	<b>-0.48</b>
<b>Subtotal of Element: [Fund] 24154 - Teacher/Principal Training &amp; Recruiting</b>		<b>\$0.00</b>	<b>(\$6,468.00)</b>	<b>\$31.25</b>	<b>\$0.00</b>	<b>(\$6,499.25)</b>	<b>-0.48</b>
24189-0000-41924-0000-001016-0000	Flowthrough Grants from District	\$0.00	\$0.00	(\$634.00)	\$0.00	\$634.00	0.00
<b>Subtotal of Element: [Function] 0000 - Revenue</b>		<b>\$0.00</b>	<b>\$0.00</b>	<b>(\$634.00)</b>	<b>\$0.00</b>	<b>\$634.00</b>	<b>0.00</b>
<b>Subtotal of Element: [Fund] 24189 - Title IV - Student Supp Academic Achievement</b>		<b>\$0.00</b>	<b>\$0.00</b>	<b>(\$634.00)</b>	<b>\$0.00</b>	<b>\$634.00</b>	<b>0.00</b>
24190-0000-41924-0000-001016-0000	Flowthrough Grants from District	\$0.00	(\$31,882.00)	(\$52,962.20)	\$0.00	\$21,080.20	166.11
<b>Subtotal of Element: [Function] 0000 - Revenue</b>		<b>\$0.00</b>	<b>(\$31,882.00)</b>	<b>(\$52,962.20)</b>	<b>\$0.00</b>	<b>\$21,080.20</b>	<b>166.12</b>
<b>Subtotal of Element: [Fund] 24190 - CSI</b>		<b>\$0.00</b>	<b>(\$31,882.00)</b>	<b>(\$52,962.20)</b>	<b>\$0.00</b>	<b>\$21,080.20</b>	<b>166.12</b>
24301-0000-41924-0000-001016-0000	Flowthrough Grants from District	\$0.00	(\$55,514.00)	(\$8,299.85)	\$0.00	(\$47,214.15)	14.95
<b>Subtotal of Element: [Function] 0000 - Revenue</b>		<b>\$0.00</b>	<b>(\$55,514.00)</b>	<b>(\$8,299.85)</b>	<b>\$0.00</b>	<b>(\$47,214.15)</b>	<b>14.95</b>
<b>Subtotal of Element: [Fund] 24301 - CARES Act</b>		<b>\$0.00</b>	<b>(\$55,514.00)</b>	<b>(\$8,299.85)</b>	<b>\$0.00</b>	<b>(\$47,214.15)</b>	<b>14.95</b>
24306-0000-41924-0000-001016-0000	Flowthrough Grants from District	\$0.00	(\$4,465.00)	(\$4,465.00)	\$0.00	\$0.00	100.00
<b>Subtotal of Element: [Function] 0000 - Revenue</b>		<b>\$0.00</b>	<b>(\$4,465.00)</b>	<b>(\$4,465.00)</b>	<b>\$0.00</b>	<b>\$0.00</b>	<b>100.00</b>
<b>Subtotal of Element: [Fund] 24306 - HEPA Filtration</b>		<b>\$0.00</b>	<b>(\$4,465.00)</b>	<b>(\$4,465.00)</b>	<b>\$0.00</b>	<b>\$0.00</b>	<b>100.00</b>
24308-0000-41924-0000-001016-0000	Flowthrough Grants from District	\$0.00	(\$174,748.00)	\$0.00	\$0.00	(\$174,748.00)	0.00
<b>Subtotal of Element: [Function] 0000 - Revenue</b>		<b>\$0.00</b>	<b>(\$174,748.00)</b>	<b>\$0.00</b>	<b>\$0.00</b>	<b>(\$174,748.00)</b>	<b>0.00</b>
<b>Subtotal of Element: [Fund] 24308 - ESSER II CRRSA</b>		<b>\$0.00</b>	<b>(\$174,748.00)</b>	<b>\$0.00</b>	<b>\$0.00</b>	<b>(\$174,748.00)</b>	<b>0.00</b>
25205-0000-43203-0000-001016-0000	State Direct Grants	\$0.00	(\$218,287.00)	(\$3,355.56)	\$0.00	(\$214,931.44)	1.53
<b>Subtotal of Element: [Function] 0000 - Revenue</b>		<b>\$0.00</b>	<b>(\$218,287.00)</b>	<b>(\$3,355.56)</b>	<b>\$0.00</b>	<b>(\$214,931.44)</b>	<b>1.54</b>
<b>Subtotal of Element: [Fund] 25205 - GEAR UP</b>		<b>\$0.00</b>	<b>(\$218,287.00)</b>	<b>(\$3,355.56)</b>	<b>\$0.00</b>	<b>(\$214,931.44)</b>	<b>1.54</b>
27107-0000-43202-0000-001016-0000	State Flow-through Grant	\$0.00	\$0.00	(\$1,605.21)	\$0.00	\$1,605.21	0.00
27107-0000-43204-0000-001016-0000	Prior Year Balances	\$0.00	(\$1,753.00)	\$0.00	\$0.00	(\$1,753.00)	0.00
<b>Subtotal of Element: [Function] 0000 - Revenue</b>		<b>\$0.00</b>	<b>(\$1,753.00)</b>	<b>(\$1,605.21)</b>	<b>\$0.00</b>	<b>(\$147.79)</b>	<b>91.57</b>
<b>Subtotal of Element: [Fund] 27107 - Literacy For Children @ Risk PED</b>		<b>\$0.00</b>	<b>(\$1,753.00)</b>	<b>(\$1,605.21)</b>	<b>\$0.00</b>	<b>(\$147.79)</b>	<b>91.57</b>
27130-0000-41924-0000-001016-0000	Flowthrough Grants from District	\$0.00	\$0.00	(\$500.00)	\$0.00	\$500.00	0.00
<b>Subtotal of Element: [Function] 0000 - Revenue</b>		<b>\$0.00</b>	<b>\$0.00</b>	<b>(\$500.00)</b>	<b>\$0.00</b>	<b>\$500.00</b>	<b>0.00</b>
<b>Subtotal of Element: [Fund] 27130 - Feminine Hygiene Products</b>		<b>\$0.00</b>	<b>\$0.00</b>	<b>(\$500.00)</b>	<b>\$0.00</b>	<b>\$500.00</b>	<b>0.00</b>
31200-0000-43209-0000-001016-0000	PSCOC Awards	\$0.00	(\$113,588.00)	(\$85,191.00)	\$0.00	(\$28,397.00)	75.00
<b>Subtotal of Element: [Function] 0000 - Revenue</b>		<b>\$0.00</b>	<b>(\$113,588.00)</b>	<b>(\$85,191.00)</b>	<b>\$0.00</b>	<b>(\$28,397.00)</b>	<b>75.00</b>
<b>Subtotal of Element: [Fund] 31200 - Public School Capital Outlay</b>		<b>\$0.00</b>	<b>(\$113,588.00)</b>	<b>(\$85,191.00)</b>	<b>\$0.00</b>	<b>(\$28,397.00)</b>	<b>75.00</b>
31600-0000-41110-0000-001016-0000	Ad Valorem Taxes - School District	(\$30,422.96)	(\$103,527.00)	(\$109,182.12)	\$0.00	\$5,655.12	105.46
<b>Subtotal of Element: [Function] 0000 - Revenue</b>		<b>(\$30,422.96)</b>	<b>(\$103,527.00)</b>	<b>(\$109,182.12)</b>	<b>\$0.00</b>	<b>\$5,655.12</b>	<b>105.46</b>
<b>Subtotal of Element: [Fund] 31600 - Capital Improvements HB-33</b>		<b>(\$30,422.96)</b>	<b>(\$103,527.00)</b>	<b>(\$109,182.12)</b>	<b>\$0.00</b>	<b>\$5,655.12</b>	<b>105.46</b>
31700-0000-43204-0000-001016-0000	Prior Year Balances	\$0.00	(\$401.00)	\$0.00	\$0.00	(\$401.00)	0.00
<b>Subtotal of Element: [Function] 0000 - Revenue</b>		<b>\$0.00</b>	<b>(\$401.00)</b>	<b>\$0.00</b>	<b>\$0.00</b>	<b>(\$401.00)</b>	<b>0.00</b>
<b>Subtotal of Element: [Fund] 31700 - Capital Improvements SB-9</b>		<b>\$0.00</b>	<b>(\$401.00)</b>	<b>\$0.00</b>	<b>\$0.00</b>	<b>(\$401.00)</b>	<b>0.00</b>
31701-0000-41110-0000-001016-0000	Revenue	(\$15,535.53)	(\$52,434.00)	(\$49,795.86)	\$0.00	(\$2,638.14)	94.96
<b>Subtotal of Element: [Function] 0000 - Revenue</b>		<b>(\$15,535.53)</b>	<b>(\$52,434.00)</b>	<b>(\$49,795.86)</b>	<b>\$0.00</b>	<b>(\$2,638.14)</b>	<b>94.97</b>
<b>Subtotal of Element: [Fund] 31701 - Capital Improvements SB-9 Local</b>		<b>(\$15,535.53)</b>	<b>(\$52,434.00)</b>	<b>(\$49,795.86)</b>	<b>\$0.00</b>	<b>(\$2,638.14)</b>	<b>94.97</b>
<b>Grand Total</b>		<b>(\$185,867.38)</b>	<b>(\$2,496,682.00)</b>	<b>(\$2,037,198.26)</b>	<b>\$0.00</b>	<b>(\$459,483.74)</b>	<b>81.60</b>



# Albuquerque Talent Development Academy

## Rollup Report

Cycle: FY2020-2021; 1st Detail Element: Object; 1st Detail Level: Highest; 2nd Detail Element: None; 2nd Detail Level: None; 3rd Detail Element: None; 3rd Detail Level: None; 4th Detail Element: None; 4th Detail Level: None; 5th Detail Element: None; 5th Detail Level: None; Account Expression: ((Object) > "51000") : 1st Subtotal Element: Fund; 1st Subtotal Rollup Level: Lowest; 2nd Subtotal Element: None; 2nd Subtotal Rollup Level: None; 3rd Subtotal Element: None; 3rd Subtotal Rollup Level: None; 4th Subtotal Element: None; 4th Subtotal Rollup Level: None; 5th Subtotal Element: None; 5th Subtotal Rollup Level: None

Object	Actuals (Selected Range)	Adopted Budget	Current Budget	Actuals (YTD)	Encumbrances (YTD)	Available	% of Budget
51000 - Personnel Services - Compensation	\$140,625.57	\$1,002,134.00	\$1,002,134.00	\$936,585.47	\$0.00	\$65,548.53	93.46
52000 - Personnel Services - Employee Benefits	\$46,012.95	\$335,017.00	\$335,017.00	\$318,611.91	\$341.66	\$16,063.43	95.10
53000 - Purchased Professional and Technical Services	(\$12,729.52)	\$87,725.00	\$87,725.00	\$80,421.90	\$6,137.94	\$1,165.16	91.68
54000 - Purchased Property Services	\$5,200.91	\$209,750.00	\$209,750.00	\$155,746.65	\$3,042.40	\$50,960.95	74.25
55000 - Other Purchased Services	\$20,784.57	\$100,615.00	\$110,415.00	\$98,349.84	\$4,680.00	\$7,385.16	89.07
56000 - Supplies	\$1,889.65	\$114,676.00	\$144,774.00	\$31,219.44	\$527.59	\$113,026.97	21.56
57000 - Property	(\$4,783.37)	\$44,144.00	\$49,398.00	\$1,666.95	\$100.02	\$47,631.03	3.37
<b>Subtotal of Element: [Fund] 11000 - Operational</b>	<b>\$197,000.76</b>	<b>\$1,894,061.00</b>	<b>\$1,939,213.00</b>	<b>\$1,622,602.16</b>	<b>\$14,829.61</b>	<b>\$301,781.23</b>	
51000 - Personnel Services - Compensation	\$166.60	\$11,750.00	\$1,000.00	\$1,000.00	\$0.00	\$0.00	100.00
52000 - Personnel Services - Employee Benefits	\$38.24	\$3,084.00	\$437.00	\$398.23	\$0.00	\$38.77	91.13
53000 - Purchased Professional and Technical Services	(\$5,918.21)	\$250.00	\$250.00	\$0.00	\$0.00	\$250.00	0.00
55000 - Other Purchased Services	\$13,567.00		\$13,567.00	\$13,567.00	\$0.00	\$0.00	100.00
56000 - Supplies	\$0.00	\$13,532.00	\$13,362.00	\$13,380.90	\$0.00	(\$18.90)	100.14
<b>Subtotal of Element: [Fund] 24101 - Title I - IASA</b>	<b>\$7,853.63</b>	<b>\$28,616.00</b>	<b>\$28,616.00</b>	<b>\$28,346.13</b>	<b>\$0.00</b>	<b>\$269.87</b>	
51000 - Personnel Services - Compensation	\$8,120.07	\$38,570.00	\$38,570.00	\$36,540.07	\$0.00	\$2,029.93	94.74
52000 - Personnel Services - Employee Benefits	\$2,006.82	\$10,203.00	\$10,203.00	\$9,709.34	\$0.00	\$493.66	95.16
<b>Subtotal of Element: [Fund] 24106 - Entitlement IDEA-B</b>	<b>\$10,126.89</b>	<b>\$48,773.00</b>	<b>\$48,773.00</b>	<b>\$46,249.41</b>	<b>\$0.00</b>	<b>\$2,523.59</b>	
51000 - Personnel Services - Compensation	\$200.00	\$2,000.00	\$2,000.00	\$1,700.00	\$0.00	\$300.00	85.00
52000 - Personnel Services - Employee Benefits	\$48.18		\$0.00	\$461.18	\$0.00	(\$461.18)	
53000 - Purchased Professional and Technical Services	\$501.35	\$4,468.00	\$4,468.00	\$2,477.21	\$1,577.50	\$413.29	55.44
<b>Subtotal of Element: [Fund] 24154 - Teacher/Principal Training &amp; Recruiting</b>	<b>\$749.53</b>	<b>\$6,468.00</b>	<b>\$6,468.00</b>	<b>\$4,638.39</b>	<b>\$1,577.50</b>	<b>\$252.11</b>	
51000 - Personnel Services - Compensation	\$1,728.40	\$10,775.00	\$10,775.00	\$10,371.00	\$0.00	\$404.00	96.25
52000 - Personnel Services - Employee Benefits	(\$567.95)	\$2,788.00	\$2,788.00	\$3,192.00	\$0.00	(\$404.00)	114.49
53000 - Purchased Professional and Technical Services	(\$4,249.34)	\$18,319.00	\$18,319.00	\$2,690.10	\$0.00	\$15,628.90	14.68
55000 - Other Purchased Services	(\$1,742.30)	\$0.00	\$0.00	\$0.00	\$0.00	\$0.00	
56000 - Supplies	(\$1,454.79)		\$0.00	\$15,628.90	\$0.00	(\$15,628.90)	
<b>Subtotal of Element: [Fund] 24190 - CSI</b>	<b>(\$6,285.98)</b>	<b>\$31,882.00</b>	<b>\$31,882.00</b>	<b>\$31,882.00</b>	<b>\$0.00</b>	<b>\$0.00</b>	
51000 - Personnel Services - Compensation	\$0.00		\$86,698.00	\$0.00	\$0.00	\$86,698.00	0.00
55000 - Other Purchased Services	\$0.00		\$30,000.00	\$0.00	\$0.00	\$30,000.00	0.00
56000 - Supplies	\$0.00		\$21,800.00	\$0.00	\$0.00	\$21,800.00	0.00
57000 - Property	\$0.00		\$36,250.00	\$0.00	\$0.00	\$36,250.00	0.00
<b>Subtotal of Element: [Fund] 24308 - ESSER II CRRSA</b>	<b>\$0.00</b>		<b>\$174,748.00</b>	<b>\$0.00</b>	<b>\$0.00</b>	<b>\$174,748.00</b>	
51000 - Personnel Services - Compensation	\$14,361.80		\$132,208.00	\$21,523.61	\$0.00	\$110,684.39	16.28
52000 - Personnel Services - Employee Benefits	\$4,244.13		\$38,954.00	\$6,758.10	\$0.00	\$32,195.90	17.35
53000 - Purchased Professional and Technical Services	\$365.41		\$3,000.00	\$365.41	\$0.00	\$2,634.59	12.18
55000 - Other Purchased Services	\$11,900.00		\$37,125.00	\$11,900.00	\$0.00	\$25,225.00	32.05
56000 - Supplies	\$12,208.74		\$7,000.00	\$12,208.74	\$1,620.67	(\$6,829.41)	174.41
57000 - Property	\$1,659.58		\$0.00	\$1,659.58	\$0.00	(\$1,659.58)	
<b>Subtotal of Element: [Fund] 25205 - GEAR UP</b>	<b>\$44,739.66</b>		<b>\$218,287.00</b>	<b>\$54,415.44</b>	<b>\$1,620.67</b>	<b>\$162,250.89</b>	
53000 - Purchased Professional and Technical Services	\$45.00	\$0.00	\$0.00	\$60.00	\$0.00	(\$60.00)	
55000 - Other Purchased Services	\$0.00		\$0.00	\$1,740.81	\$0.00	(\$1,740.81)	
56000 - Supplies	\$0.00	\$1,500.00	\$1,682.00	\$0.00	\$0.00	\$1,682.00	0.00
<b>Subtotal of Element: [Fund] 21000 - Food Services</b>	<b>\$45.00</b>	<b>\$1,500.00</b>	<b>\$1,682.00</b>	<b>\$1,800.81</b>	<b>\$0.00</b>	<b>(\$118.81)</b>	
53000 - Purchased Professional and Technical Services	\$0.00		\$0.00	\$700.00	\$0.00	(\$700.00)	
56000 - Supplies	\$11,262.93	\$44,715.00	\$55,514.00	\$26,452.27	\$5,000.00	\$24,061.73	47.65
57000 - Property	\$15,925.03		\$0.00	\$17,356.02	\$798.33	(\$18,154.35)	
<b>Subtotal of Element: [Fund] 24301 - CARES Act</b>	<b>\$27,187.96</b>	<b>\$44,715.00</b>	<b>\$55,514.00</b>	<b>\$44,508.29</b>	<b>\$5,798.33</b>	<b>\$5,207.38</b>	
53000 - Purchased Professional and Technical Services	\$0.00	\$361,376.00	\$544,463.00	\$0.00	\$0.00	\$544,463.00	0.00
<b>Subtotal of Element: [Fund] 31600 - Capital Improvements HB-33</b>	<b>\$0.00</b>	<b>\$361,376.00</b>	<b>\$544,463.00</b>	<b>\$0.00</b>	<b>\$0.00</b>	<b>\$544,463.00</b>	
53000 - Purchased Professional and Technical Services	\$0.00		\$51,121.00	\$0.00	\$0.00	\$51,121.00	0.00
54000 - Purchased Property Services	\$0.00	\$52,434.00	\$52,434.00	\$0.00	\$0.00	\$52,434.00	0.00

56000 - Supplies	\$0.00	\$89,541.00	\$89,541.00	\$7,551.59	\$0.00	\$81,989.41	8.43
57000 - Property	\$0.00	\$34,591.00	\$34,591.00	\$0.00	\$2,915.30	\$31,675.70	0.00
<b>Subtotal of Element: [Fund] 31701 - Capital Improvements SB-9 Local</b>	<b>\$0.00</b>	<b>\$176,566.00</b>	<b>\$227,687.00</b>	<b>\$7,551.59</b>	<b>\$2,915.30</b>	<b>\$217,220.11</b>	
54000 - Purchased Property Services	\$16,226.86	\$0.00	\$113,588.00	\$113,588.02	\$0.00	(\$0.02)	100.00
<b>Subtotal of Element: [Fund] 31200 - Public School Capital Outlay</b>	<b>\$16,226.86</b>	<b>\$0.00</b>	<b>\$113,588.00</b>	<b>\$113,588.02</b>	<b>\$0.00</b>	<b>(\$0.02)</b>	
54000 - Purchased Property Services	\$0.00	\$401.00	\$401.00	\$0.00	\$0.00	\$401.00	0.00
<b>Subtotal of Element: [Fund] 31700 - Capital Improvements SB-9</b>	<b>\$0.00</b>	<b>\$401.00</b>	<b>\$401.00</b>	<b>\$0.00</b>	<b>\$0.00</b>	<b>\$401.00</b>	
56000 - Supplies	(\$901.75)	\$2,124.00	\$3,869.00	\$698.96	\$0.00	\$3,170.04	18.07
<b>Subtotal of Element: [Fund] 14000 - Total Instructional Materials Sub-Fund</b>	<b>(\$901.75)</b>	<b>\$2,124.00</b>	<b>\$3,869.00</b>	<b>\$698.96</b>	<b>\$0.00</b>	<b>\$3,170.04</b>	
56000 - Supplies	\$147.97	\$1,140.00	\$1,140.00	\$147.97	\$0.00	\$992.03	12.98
<b>Subtotal of Element: [Fund] 24153 - English Language Acquisition</b>	<b>\$147.97</b>	<b>\$1,140.00</b>	<b>\$1,140.00</b>	<b>\$147.97</b>	<b>\$0.00</b>	<b>\$992.03</b>	
56000 - Supplies	\$0.00	\$273.00	\$1,753.00	\$106.61	\$274.50	\$1,371.89	6.08
<b>Subtotal of Element: [Fund] 27107 - Literacy For Children @ Risk PED</b>	<b>\$0.00</b>	<b>\$273.00</b>	<b>\$1,753.00</b>	<b>\$106.61</b>	<b>\$274.50</b>	<b>\$1,371.89</b>	
56000 - Supplies	(\$2,503.00)	\$3,009.00	\$2,503.00	\$0.00	\$0.00	\$2,503.00	0.00
<b>Subtotal of Element: [Fund] 27109 - PED Safety in Schools</b>	<b>(\$2,503.00)</b>	<b>\$3,009.00</b>	<b>\$2,503.00</b>	<b>\$0.00</b>	<b>\$0.00</b>	<b>\$2,503.00</b>	
57000 - Property	\$0.00		\$4,465.00	\$4,465.00	\$0.00	\$0.00	100.00
<b>Subtotal of Element: [Fund] 24306 - HEPA Filtration</b>	<b>\$0.00</b>		<b>\$4,465.00</b>	<b>\$4,465.00</b>	<b>\$0.00</b>	<b>\$0.00</b>	
<b>Grand Total</b>	<b>\$294,387.53</b>	<b>\$2,600,904.00</b>	<b>\$3,405,052.00</b>	<b>\$1,961,000.78</b>	<b>\$27,015.91</b>	<b>\$1,417,035.31</b>	

# Albuquerque Talent Development Academy

## Account Summary Report

Cycle: FY2020-2021; Begin Date: 06/01/2021; End Date: 06/30/2021; Account Type: Expenditure; Subtotal Elements: Fund,Function; Account Expression: ([Fund] >= "11000") ; Subtotal By Account Type: No; Include Unposted Transactions: No; Created On: 7/18/2021 7:32:56 PM

Account Code	Description	Actual (Date	Budget (YTD)	Actual (YTD)	Encumbrance (YTD)	Available (YTD)	% of Budget
11000-1000-51100-0000-001016-1612	Instruction-Salaries Expense	\$7,371.69	\$0.00	\$40,276.47	\$0.00	(\$40,276.47)	0.00
11000-1000-51100-1010-001016-1411	Instruction-Salaries Expense	\$65,096.14	\$488,378.00	\$385,769.08	\$0.00	\$102,608.92	78.98
11000-1000-51100-1010-001016-1711	Instruction-Salaries Expense	\$4,673.96	\$29,166.00	\$28,043.36	\$0.00	\$1,122.64	96.15
11000-1000-51100-2000-001016-1412	Instruction-Salaries Expense	\$809.83	\$0.00	\$16,523.47	\$0.00	(\$16,523.47)	0.00
11000-1000-51100-4020-001016-1214	Instruction-Salaries Expense	\$0.00	\$62,400.00	\$0.00	\$0.00	\$62,400.00	0.00
11000-1000-51100-4025-001016-1412	Instruction-Salaries Expense	\$7,185.20	\$0.00	\$42,704.12	\$0.00	(\$42,704.12)	0.00
11000-1000-51300-1010-001016-1411	Instruction-Additional Compensation	\$566.60	\$5,500.00	\$17,289.60	\$0.00	(\$11,789.60)	314.35
11000-1000-51300-4025-001016-1412	Instruction-Additional Compensation	\$333.40	\$0.00	\$2,000.00	\$0.00	(\$2,000.00)	0.00
11000-1000-51300-9000-001016-1618	Instruction-Additional Compensation	\$166.60	\$5,000.00	\$1,000.00	\$0.00	\$4,000.00	20.00
11000-1000-51300-9000-001016-1624	Instruction-Additional Compensation	\$0.00	\$1,000.00	\$0.00	\$0.00	\$1,000.00	0.00
11000-1000-52111-0000-001016-0000	Instruction-Educational Retirement	\$12,197.77	\$80,959.00	\$75,664.04	\$0.00	\$5,294.96	93.45
11000-1000-52112-0000-001016-0000	Instruction-ERA - Retiree Health	\$1,724.09	\$11,443.00	\$10,694.61	\$0.00	\$748.39	93.45
11000-1000-52210-0000-001016-0000	Instruction-FICA Payments	\$5,061.92	\$35,796.00	\$31,398.26	\$0.00	\$4,397.74	87.71
11000-1000-52220-0000-001016-0000	Instruction-Medicare Payments	\$1,183.85	\$8,372.00	\$7,356.11	\$0.00	\$1,015.89	87.86
11000-1000-52311-0000-001016-0000	Instruction-Health and Medical Premiums	\$7,990.65	\$29,768.00	\$41,314.97	\$0.00	(\$11,546.97)	138.78
11000-1000-52312-0000-001016-0000	Instruction-Life	\$52.24	\$377.00	\$320.50	\$0.00	\$56.50	85.01
11000-1000-52313-0000-001016-0000	Instruction-Dental	\$412.32	\$2,346.00	\$2,520.12	\$0.00	(\$174.12)	107.42
11000-1000-52314-0000-001016-0000	Instruction-Vision	\$71.70	\$490.00	\$430.08	\$0.00	\$59.92	87.77
11000-1000-52315-0000-001016-0000	Instruction-Disability	\$48.92	\$0.00	\$332.93	\$0.00	(\$332.93)	0.00
11000-1000-52500-0000-001016-0000	Instruction-Unemployment Compensation	\$152.68	\$1,148.00	\$908.22	\$0.00	\$239.78	79.11
11000-1000-52710-0000-001016-0000	Instruction-Workers Compensation Premium	\$0.00	\$7,514.00	\$15,892.85	\$0.00	(\$8,378.85)	211.50
11000-1000-52720-0000-001016-0000	Instruction-Workers Compensation Employer's Fee	\$18.36	\$140.00	\$98.94	\$0.00	\$41.06	70.67
11000-1000-53330-1010-001016-0000	Instruction-Professional Development	\$0.00	\$0.00	\$518.90	\$0.00	(\$518.90)	0.00
11000-1000-53330-4020-001016-0000	Instruction-Professional Development	\$0.00	\$8,100.00	\$0.00	\$0.00	\$8,100.00	0.00
11000-1000-53414-4020-001016-0000	Instruction-Other Professional/Technical Services	\$0.00	\$0.00	\$366.80	\$0.00	(\$366.80)	0.00
11000-1000-53711-1010-001016-0000	Instruction-Other Charges	\$0.00	\$0.00	\$94.69	\$0.00	(\$94.69)	0.00
11000-1000-55915-1010-001016-0000	Instruction-Other Contract Services	\$0.00	\$0.00	\$350.00	\$0.00	(\$350.00)	0.00
11000-1000-55915-9000-001016-0000	Instruction-Other Contract Services	\$0.00	\$4,775.00	\$0.00	\$0.00	\$4,775.00	0.00
11000-1000-56112-1010-001016-0000	Instruction-Other Textbooks	(\$1,719.63)	\$0.00	\$0.00	\$0.00	\$0.00	0.00
11000-1000-56113-1010-001016-0000	Instruction-Software	\$0.00	\$0.00	\$2,927.81	\$0.00	(\$2,927.81)	0.00
11000-1000-56118-1010-001016-0000	Instruction-General Supplies and Materials	\$0.00	\$10,000.00	\$3,037.07	\$226.50	\$6,736.43	30.37
11000-1000-56118-2000-001016-0000	Instruction-General Supplies and Materials	\$0.00	\$0.00	(\$70.00)	\$0.00	\$70.00	0.00
11000-1000-56118-4020-001016-0000	Instruction-General Supplies and Materials	\$0.00	\$3,000.00	\$0.00	\$0.00	\$3,000.00	0.00
11000-1000-56118-9000-001016-0000	Instruction-General Supplies and Materials	\$0.00	\$1,000.00	\$0.00	\$0.00	\$1,000.00	0.00
11000-1000-57332-1010-001016-0000	Instruction-Supply Assets (\$5,000 or Less)	\$0.00	\$1,000.00	\$295.84	\$0.00	\$704.16	29.58
<b>Subtotal of Element: [Function] 1000 - Instruction</b>		<b>\$113,398.29</b>	<b>\$797,672.00</b>	<b>\$728,058.84</b>	<b>\$226.50</b>	<b>\$69,386.66</b>	<b>91.27</b>
11000-2100-51100-0000-001016-1214	Support Services-Students-Salaries Expense	\$10,100.00	\$0.00	\$60,600.00	\$0.00	(\$60,600.00)	0.00
11000-2100-51100-4025-001016-1211	Support Services-Students-Salaries Expense	\$0.00	\$71,660.00	\$0.00	\$0.00	\$71,660.00	0.00
11000-2100-51300-0000-001016-1214	Support Services-Students-Additional Compensation	\$33.40	\$200.00	\$5,250.00	\$0.00	(\$5,050.00)	2,625.00
11000-2100-52111-0000-001016-0000	Support Services-Students-Educational Retirement	\$1,433.89	\$14,963.00	\$9,317.86	\$0.00	\$5,645.14	62.27
11000-2100-52112-0000-001016-0000	Support Services-Students-ERA - Retiree Health	\$202.68	\$2,115.00	\$1,317.08	\$0.00	\$797.92	62.27
11000-2100-52210-0000-001016-0000	Support Services-Students-FICA Payments	\$628.28	\$6,557.00	\$4,082.78	\$0.00	\$2,474.22	62.26
11000-2100-52220-0000-001016-0000	Support Services-Students-Medicare Payments	\$146.92	\$1,534.00	\$954.75	\$0.00	\$579.25	62.23
11000-2100-52311-0000-001016-0000	Support Services-Students-Health and Medical Premiums	\$0.00	\$5,654.00	\$0.00	\$0.00	\$5,654.00	0.00
11000-2100-52312-0000-001016-0000	Support Services-Students-Life	\$5.28	\$73.00	\$29.94	\$0.00	\$43.06	41.01
11000-2100-52313-0000-001016-0000	Support Services-Students-Dental	\$0.00	\$540.00	\$0.00	\$0.00	\$540.00	0.00
11000-2100-52314-0000-001016-0000	Support Services-Students-Vision	\$0.00	\$96.00	\$0.00	\$0.00	\$96.00	0.00
11000-2100-52500-0000-001016-0000	Support Services-Students-Unemployment Compensation	\$5.50	\$205.00	\$89.10	\$0.00	\$115.90	43.46
11000-2100-52710-0000-001016-0000	Support Services-Students-Workers Compensation Premium	\$0.00	\$1,376.00	\$0.00	\$0.00	\$1,376.00	0.00
11000-2100-52720-0000-001016-0000	Support Services-Students-Workers Compensation Employer's Fee	\$2.30	\$25.00	\$9.20	\$0.00	\$15.80	36.80
11000-2100-53211-2000-001016-0000	Support Services-Students-Diagnosticians - Contracted	\$0.00	\$0.00	\$2,730.60	\$2,410.99	(\$5,141.59)	0.00
11000-2100-53212-4025-001016-0000	Support Services-Students-Speech Therapists - Contracted	(\$15,922.32)	\$20,000.00	\$19,259.16	\$0.00	\$740.84	96.29
11000-2100-53213-2000-001016-0000	Support Services-Students-Occupational Therapists - Contracted	\$0.00	\$0.00	\$262.00	\$0.00	(\$262.00)	0.00
11000-2100-53215-2000-001016-0000	Support Services-Students-Psychologists - Contracted	\$0.00	\$0.00	\$758.80	\$0.00	(\$758.80)	0.00
11000-2100-53218-2000-001016-0000	Support Services-Students-Specialists - Contracted	\$995.60	\$0.00	\$6,641.70	\$0.00	(\$6,641.70)	0.00
11000-2100-53414-0000-001016-0000	Support Services-Students-Other Professional/Technical Services	\$0.00	\$0.00	\$400.49	\$0.00	(\$400.49)	0.00
11000-2100-57332-0000-001016-0000	Support Services-Students-Supply Assets (\$5,000 or Less)	\$0.00	\$43,144.00	\$971.14	\$0.00	\$42,172.86	2.25

<b>Subtotal of Element: [Function] 2100 - Support Services-</b>		<b>(\$2,368.47)</b>	<b>\$168,142.00</b>	<b>\$112,674.60</b>	<b>\$2,410.99</b>	<b>\$53,056.41</b>	<b>67.01</b>
11000-2200-51100-0000-001016-1212	Support Services-Instruction-Salaries Expense	\$2,005.21	\$12,513.00	\$12,031.21	\$0.00	\$481.79	96.14
11000-2200-52210-0000-001016-0000	Support Services-Instruction-FICA Payments	\$124.32	\$776.00	\$745.92	\$0.00	\$30.08	96.12
11000-2200-52220-0000-001016-0000	Support Services-Instruction-Medicare Payments	\$29.08	\$182.00	\$174.48	\$0.00	\$7.52	95.86
11000-2200-52312-0000-001016-0000	Support Services-Instruction-Life	\$0.00	\$29.00	\$0.00	\$0.00	\$29.00	0.00
11000-2200-52500-0000-001016-0000	Support Services-Instruction-Unemployment Compensation	\$6.60	\$82.00	\$39.60	\$0.00	\$42.40	48.29
11000-2200-52710-0000-001016-0000	Support Services-Instruction-Workers Compensation Premium	\$0.00	\$163.00	\$0.00	\$0.00	\$163.00	0.00
11000-2200-52720-0000-001016-0000	Support Services-Instruction-Workers Compensation Employer's Fee	\$2.30	\$10.00	\$9.20	\$0.00	\$0.80	92.00
11000-2200-56118-0000-001016-0000	Support Services-Instruction-General Supplies and Materials	\$0.00	\$5,000.00	\$2,759.61	\$0.00	\$2,240.39	55.19
<b>Subtotal of Element: [Function] 2200 - Support Services-</b>		<b>\$2,167.51</b>	<b>\$18,755.00</b>	<b>\$15,760.02</b>	<b>\$0.00</b>	<b>\$2,994.98</b>	<b>84.03</b>
11000-2300-51100-0000-001016-1111	Support Services-General Administration-Salaries Expense	\$12,240.00	\$98,800.00	\$97,914.49	\$0.00	\$885.51	99.10
11000-2300-52111-0000-001016-0000	Support Services-General Administration-Educational Retirement	\$1,731.96	\$13,981.00	\$13,854.90	\$0.00	\$126.10	99.09
11000-2300-52112-0000-001016-0000	Support Services-General Administration-ERA - Retiree Health	\$244.80	\$1,976.00	\$1,958.29	\$0.00	\$17.71	99.10
11000-2300-52210-0000-001016-0000	Support Services-General Administration-FICA Payments	\$704.16	\$6,126.00	\$5,633.93	\$0.00	\$492.07	91.96
11000-2300-52220-0000-001016-0000	Support Services-General Administration-Medicare Payments	\$164.67	\$1,433.00	\$1,317.53	\$0.00	\$115.47	91.94
11000-2300-52311-0000-001016-0000	Support Services-General Administration-Health and Medical Premiums	\$1,137.03	\$9,097.00	\$9,072.87	\$0.00	\$24.13	99.73
11000-2300-52312-0000-001016-0000	Support Services-General Administration-Life	\$3.96	\$29.00	\$30.98	\$0.00	(\$1.98)	106.82
11000-2300-52313-0000-001016-0000	Support Services-General Administration-Dental	\$76.98	\$412.00	\$615.84	\$0.00	(\$203.84)	149.47
11000-2300-52314-0000-001016-0000	Support Services-General Administration-Vision	\$12.72	\$76.00	\$101.76	\$0.00	(\$25.76)	133.89
11000-2300-52500-0000-001016-0000	Support Services-General Administration-Unemployment Compensation	\$0.00	\$82.00	\$89.10	\$0.00	(\$7.10)	108.65
11000-2300-52710-0000-001016-0000	Support Services-General Administration-Workers Compensation Premium	\$0.00	\$1,285.00	\$0.00	\$0.00	\$1,285.00	0.00
11000-2300-52720-0000-001016-0000	Support Services-General Administration-Workers Compensation Employer's Fee	\$2.30	\$10.00	\$9.20	\$0.00	\$0.80	92.00
11000-2300-53411-0000-001016-0000	Support Services-General Administration-Auditing	\$0.00	\$15,000.00	\$15,156.44	\$0.00	(\$156.44)	101.04
11000-2300-53413-0000-001016-0000	Support Services-General Administration-Legal	\$0.00	\$5,000.00	\$1,461.20	\$3,538.80	\$0.00	29.22
11000-2300-53711-0000-001016-0000	Support Services-General Administration-Other Charges	\$0.00	\$1,200.00	\$1,200.00	\$0.00	\$0.00	100.00
11000-2300-55400-0000-001016-0000	Support Services-General Administration-Advertising	\$3,086.91	\$11,460.00	\$9,688.45	\$1,500.00	\$271.55	84.54
11000-2300-55812-0000-001016-0000	Support Services-General Administration-Board Training	\$150.00	\$2,500.00	\$150.00	\$0.00	\$2,350.00	6.00
<b>Subtotal of Element: [Function] 2300 - Support Services-</b>		<b>\$19,555.49</b>	<b>\$168,467.00</b>	<b>\$158,254.98</b>	<b>\$5,038.80</b>	<b>\$5,173.22</b>	<b>93.94</b>
11000-2400-51100-0000-001016-1112	Support Services-School Administration-Salaries Expense	\$9,375.00	\$68,588.00	\$75,000.00	\$0.00	(\$6,412.00)	109.34
11000-2400-51100-0000-001016-1217	Support Services-School Administration-Salaries Expense	\$6,227.02	\$51,296.00	\$49,816.09	\$0.00	\$1,479.91	97.11
11000-2400-52111-0000-001016-0000	Support Services-School Administration-Educational Retirement	\$2,207.70	\$16,964.00	\$17,661.60	\$0.00	(\$697.60)	104.11
11000-2400-52112-0000-001016-0000	Support Services-School Administration-ERA - Retiree Health	\$312.03	\$2,398.00	\$2,496.24	\$0.00	(\$98.24)	104.09
11000-2400-52210-0000-001016-0000	Support Services-School Administration-FICA Payments	\$850.00	\$7,433.00	\$6,804.55	\$0.00	\$628.45	91.54
11000-2400-52220-0000-001016-0000	Support Services-School Administration-Medicare Payments	\$198.78	\$1,739.00	\$1,591.32	\$0.00	\$147.68	91.50
11000-2400-52311-0000-001016-0000	Support Services-School Administration-Health and Medical Premiums	\$2,697.51	\$21,899.00	\$21,468.39	\$0.00	\$430.61	98.03
11000-2400-52312-0000-001016-0000	Support Services-School Administration-Life	\$7.92	\$58.00	\$61.96	\$0.00	(\$3.96)	106.82
11000-2400-52313-0000-001016-0000	Support Services-School Administration-Dental	\$115.47	\$971.00	\$923.76	\$0.00	\$47.24	95.13
11000-2400-52314-0000-001016-0000	Support Services-School Administration-Vision	\$25.44	\$204.00	\$203.52	\$0.00	\$0.48	99.76
11000-2400-52315-0000-001016-0000	Support Services-School Administration-Disability	\$32.64	\$0.00	\$249.28	\$0.00	(\$249.28)	0.00
11000-2400-52500-0000-001016-0000	Support Services-School Administration-Unemployment Compensation	\$16.92	\$328.00	\$174.24	\$0.00	\$153.76	53.12
11000-2400-52710-0000-001016-0000	Support Services-School Administration-Workers Compensation Premium	\$0.00	\$1,428.00	\$0.00	\$0.00	\$1,428.00	0.00
11000-2400-52720-0000-001016-0000	Support Services-School Administration-Workers Compensation Employer's Fee	\$4.60	\$30.00	\$18.40	\$0.00	\$11.60	61.33
11000-2400-53330-0000-001016-0000	Support Services-School Administration-Professional Development	\$0.00	\$1,250.00	\$342.00	\$0.00	\$908.00	27.36
11000-2400-53711-0000-001016-0000	Support Services-School Administration-Other Charges	\$161.85	\$4,500.00	\$2,086.85	\$188.15	\$2,225.00	46.37
11000-2400-54610-0000-001016-0000	Support Services-School Administration-Renting Land and Buildings	\$0.00	\$1,750.00	\$0.00	\$0.00	\$1,750.00	0.00
11000-2400-55915-0000-001016-0000	Support Services-School Administration-Other Contract Services	\$786.24	\$1,700.00	\$2,858.36	\$180.00	(\$1,338.36)	168.13
11000-2400-56118-0000-001016-0000	Support Services-School Administration-General Supplies and Materials	\$317.30	\$4,500.00	\$3,624.30	\$225.00	\$650.70	80.54
11000-2400-57332-0000-001016-0000	Support Services-School Administration-Supply Assets (\$5,000 or Less)	(\$4,783.37)	\$5,254.00	\$399.97	\$0.02	\$4,854.01	7.61
<b>Subtotal of Element: [Function] 2400 - Support Services-</b>		<b>\$18,553.05</b>	<b>\$192,290.00</b>	<b>\$185,780.83</b>	<b>\$593.17</b>	<b>\$5,916.00</b>	<b>96.61</b>
11000-2500-51100-0000-001016-1114	Central Services-Salaries Expense	\$4,094.94	\$33,734.00	\$32,760.36	\$0.00	\$973.64	97.11
11000-2500-51100-0000-001016-1115	Central Services-Salaries Expense	\$8,037.32	\$65,560.00	\$64,298.00	\$0.00	\$1,262.00	98.07
11000-2500-51100-0000-001016-1217	Central Services-Salaries Expense	\$0.01	\$0.00	\$0.01	(\$0.01)	\$0.00	0.00
11000-2500-51300-0000-001016-1217	Central Services-Additional Compensation	\$0.00	\$500.00	\$250.00	\$0.00	\$250.00	50.00
11000-2500-52111-0000-001016-0000	Central Services-Educational Retirement	\$1,716.71	\$14,050.00	\$13,733.75	\$0.00	\$316.25	97.74
11000-2500-52112-0000-001016-0000	Central Services-ERA - Retiree Health	\$242.64	\$1,986.00	\$1,941.12	\$0.00	\$44.88	97.74
11000-2500-52210-0000-001016-0000	Central Services-FICA Payments	\$714.41	\$6,188.00	\$5,681.75	(\$6.02)	\$512.27	91.81
11000-2500-52220-0000-001016-0000	Central Services-Medicare Payments	\$167.09	\$1,447.00	\$1,328.92	(\$1.41)	\$119.49	91.83
11000-2500-52311-0000-001016-0000	Central Services-Health and Medical Premiums	\$676.90	\$6,499.00	\$6,346.18	\$0.00	\$152.82	97.64
11000-2500-52312-0000-001016-0000	Central Services-Life	\$7.92	\$58.00	\$61.96	\$0.00	(\$3.96)	106.82
11000-2500-52313-0000-001016-0000	Central Services-Dental	\$42.90	\$433.00	\$403.26	\$0.00	\$29.74	93.13
11000-2500-52314-0000-001016-0000	Central Services-Vision	\$13.76	\$91.00	\$95.87	\$0.00	(\$4.87)	105.35
11000-2500-52500-0000-001016-0000	Central Services-Unemployment Compensation	\$17.84	\$164.00	\$177.28	\$0.00	(\$13.28)	108.09
11000-2500-52710-0000-001016-0000	Central Services-Workers Compensation Premium	\$0.00	\$1,299.00	\$0.00	\$0.00	\$1,299.00	0.00

11000-2500-52720-0000-001016-0000	Central Services-Workers Compensation Employer's Fee	\$4.60	\$20.00	\$18.40	\$0.00	\$1.60	92.00
11000-2500-53330-0000-001016-0000	Central Services-Professional Development	\$0.00	\$750.00	\$915.00	\$0.00	(\$165.00)	122.00
11000-2500-53414-0000-001016-0000	Central Services-Other Professional/Technical Services	\$2,035.35	\$31,000.00	\$27,571.73	\$0.00	\$3,428.27	88.94
11000-2500-53711-0000-001016-0000	Central Services-Other Charges	\$0.00	\$925.00	\$655.54	\$0.00	\$269.46	70.86
11000-2500-54630-0000-001016-0000	Central Services-Rentals - Computers and Related Equipment	\$534.18	\$2,250.00	\$2,136.72	\$0.00	\$113.28	94.96
11000-2500-55813-0000-001016-0000	Central Services-Employee Travel - Non-Teachers	\$84.64	\$400.00	\$439.93	\$0.00	(\$39.93)	109.98
11000-2500-55915-0000-001016-0000	Central Services-Other Contract Services	\$32.86	\$4,870.00	\$2,890.74	\$0.00	\$1,979.26	59.35
11000-2500-56113-0000-001016-0000	Central Services-Software	\$0.00	\$14,000.00	\$12,421.95	\$0.00	\$1,578.05	88.72
11000-2500-56118-0000-001016-0000	Central Services-General Supplies and Materials	\$2,501.39	\$103,474.00	\$5,326.35	\$0.00	\$98,147.65	5.14
<b>Subtotal of Element: [Function] 2500 - Central Services</b>		<b>\$20,925.46</b>	<b>\$289,698.00</b>	<b>\$179,454.82</b>	<b>(\$7.44)</b>	<b>\$110,250.62</b>	<b>61.95</b>
11000-2600-51100-0000-001016-1615	Operation & Maintenance of Plant-Salaries Expense	\$1,240.00	\$0.00	\$2,740.00	\$0.01	(\$2,740.01)	0.00
11000-2600-52210-0000-001016-0000	Operation & Maintenance of Plant-FICA Payments	\$76.88	\$0.00	\$169.88	\$42.17	(\$212.05)	0.00
11000-2600-52220-0000-001016-0000	Operation & Maintenance of Plant-Medicare Payments	\$17.98	\$0.00	\$39.73	\$9.89	(\$49.62)	0.00
11000-2600-52500-0000-001016-0000	Operation & Maintenance of Plant-Unemployment Compensation	\$4.09	\$0.00	\$9.04	\$2.23	(\$11.27)	0.00
11000-2600-52720-0000-001016-0000	Operation & Maintenance of Plant-Workers Compensation Employer's Fee	\$2.30	\$0.00	\$2.30	\$0.00	(\$2.30)	0.00
11000-2600-54311-0000-001016-0000	Operation & Maintenance of Plant-Maintenance & Repair Furniture/Fixtures/Equipment	\$22.79	\$2,750.00	\$344.32	\$2,405.68	\$0.00	12.52
11000-2600-54312-0000-001016-0000	Operation & Maintenance of Plant-Maintenance & Repair - Buildings And Grounds	\$0.00	\$1,000.00	\$1,160.14	\$0.00	(\$160.14)	116.01
11000-2600-54411-0000-001016-0000	Operation & Maintenance of Plant-Electricity	\$2,744.13	\$38,000.00	\$22,655.01	\$0.00	\$15,344.99	59.61
11000-2600-54415-0000-001016-0000	Operation & Maintenance of Plant-Water/Sewage	\$795.54	\$9,750.00	\$6,717.31	\$60.00	\$2,972.69	68.89
11000-2600-54416-0000-001016-0000	Operation & Maintenance of Plant-Communication Services	\$1,104.27	\$7,350.00	\$11,362.44	\$576.72	(\$4,589.16)	154.59
11000-2600-54610-0000-001016-0000	Operation & Maintenance of Plant-Renting Land and Buildings	\$0.00	\$144,000.00	\$108,450.00	\$0.00	\$35,550.00	75.31
11000-2600-54620-0000-001016-0000	Operation & Maintenance of Plant-Rental - Equipment and Vehicles	\$0.00	\$2,900.00	\$2,920.71	\$0.00	(\$20.71)	100.71
11000-2600-55200-0000-001016-0000	Operation & Maintenance of Plant-Property/Liability Insurance	\$6,077.56	\$23,460.00	\$64,181.35	\$0.00	(\$40,721.35)	273.57
11000-2600-55915-0000-001016-0000	Operation & Maintenance of Plant-Other Contract Services	\$10,566.36	\$61,250.00	\$17,791.01	\$3,000.00	\$40,458.99	29.04
11000-2600-56118-0000-001016-0000	Operation & Maintenance of Plant-General Supplies and Materials	\$784.55	\$3,800.00	\$1,186.31	\$72.13	\$2,541.56	31.21
11000-2600-57332-0000-001016-0000	Operation & Maintenance of Plant-Supply Assets (\$5,000 or Less)	\$0.00	\$0.00	\$0.00	\$100.00	(\$100.00)	0.00
<b>Subtotal of Element: [Function] 2600 - Operation &amp;</b>		<b>\$23,436.45</b>	<b>\$294,260.00</b>	<b>\$239,729.55</b>	<b>\$6,268.83</b>	<b>\$48,261.62</b>	<b>81.47</b>
11000-3100-51100-0000-001016-1617	Food Services Operations-Salaries Expense	\$1,069.25	\$7,839.00	\$2,319.21	\$0.00	\$5,519.79	29.58
11000-3100-52111-0000-001016-0000	Food Services Operations-Educational Retirement	\$151.31	\$1,110.00	\$328.19	\$172.87	\$608.94	29.56
11000-3100-52112-0000-001016-0000	Food Services Operations-ERA - Retiree Health	\$21.39	\$157.00	\$46.39	\$24.45	\$86.16	29.54
11000-3100-52210-0000-001016-0000	Food Services Operations-FICA Payments	\$66.29	\$486.00	\$143.79	\$75.75	\$266.46	29.58
11000-3100-52220-0000-001016-0000	Food Services Operations-Medicare Payments	\$15.51	\$114.00	\$33.63	\$17.72	\$62.65	29.50
11000-3100-52312-0000-001016-0000	Food Services Operations-Life	(\$2.64)	\$29.00	\$1.32	\$0.00	\$27.68	4.55
11000-3100-52500-0000-001016-0000	Food Services Operations-Unemployment Compensation	\$3.53	\$82.00	\$7.65	\$4.01	\$70.34	9.32
11000-3100-52710-0000-001016-0000	Food Services Operations-Workers Compensation Premium	\$0.00	\$102.00	\$0.00	\$0.00	\$102.00	0.00
11000-3100-52720-0000-001016-0000	Food Services Operations-Workers Compensation Employer's Fee	\$2.30	\$10.00	\$2.30	\$0.00	\$7.70	23.00
11000-3100-56116-0000-001016-0000	Food Services Operations-Food	\$6.04	\$0.00	\$6.04	\$3.96	(\$10.00)	0.00
<b>Subtotal of Element: [Function] 3100 - Food Services</b>		<b>\$1,332.98</b>	<b>\$9,929.00</b>	<b>\$2,888.52</b>	<b>\$298.76</b>	<b>\$6,741.72</b>	<b>29.09</b>
<b>Subtotal of Element: [Fund] 11000 - Operational</b>		<b>\$197,000.76</b>	<b>\$1,939,213.00</b>	<b>\$1,622,602.16</b>	<b>\$14,829.61</b>	<b>\$301,781.23</b>	<b>83.67</b>
14000-1000-56108-1010-001016-0000	Instruction-Instructional Materials Credit - 50% Other	\$0.00	\$531.00	\$698.96	\$0.00	(\$167.96)	131.63
14000-1000-56111-1010-001016-0000	Instruction-Instructional Materials Cash - 50% Textbooks	(\$901.75)	\$3,338.00	\$0.00	\$0.00	\$3,338.00	0.00
<b>Subtotal of Element: [Function] 1000 - Instruction</b>		<b>(\$901.75)</b>	<b>\$3,869.00</b>	<b>\$698.96</b>	<b>\$0.00</b>	<b>\$3,170.04</b>	<b>18.07</b>
<b>Subtotal of Element: [Fund] 14000 - Total Instructional</b>		<b>(\$901.75)</b>	<b>\$3,869.00</b>	<b>\$698.96</b>	<b>\$0.00</b>	<b>\$3,170.04</b>	<b>18.07</b>
21000-2600-55915-0000-001016-0000	Operation & Maintenance of Plant-Other Contract Services	\$0.00	\$0.00	\$1,192.48	\$0.00	(\$1,192.48)	0.00
<b>Subtotal of Element: [Function] 2600 - Operation &amp;</b>		<b>\$0.00</b>	<b>\$0.00</b>	<b>\$1,192.48</b>	<b>\$0.00</b>	<b>(\$1,192.48)</b>	<b>0.00</b>
21000-3100-53330-0000-001016-0000	Food Services Operations-Professional Development	\$45.00	\$0.00	\$60.00	\$0.00	(\$60.00)	0.00
21000-3100-55915-0000-001016-0000	Food Services Operations-Other Contract Services	\$0.00	\$0.00	\$548.33	\$0.00	(\$548.33)	0.00
21000-3100-56118-0000-001016-0000	Food Services Operations-General Supplies and Materials	\$0.00	\$1,682.00	\$0.00	\$0.00	\$1,682.00	0.00
<b>Subtotal of Element: [Function] 3100 - Food Services</b>		<b>\$45.00</b>	<b>\$1,682.00</b>	<b>\$608.33</b>	<b>\$0.00</b>	<b>\$1,073.67</b>	<b>36.17</b>
<b>Subtotal of Element: [Fund] 21000 - Food Services</b>		<b>\$45.00</b>	<b>\$1,682.00</b>	<b>\$1,800.81</b>	<b>\$0.00</b>	<b>(\$118.81)</b>	<b>107.06</b>
24101-1000-51300-1010-001016-1411	Instruction-Additional Compensation	\$166.60	\$1,000.00	\$1,000.00	\$0.00	\$0.00	100.00
24101-1000-52111-0000-001016-0000	Instruction-Educational Retirement	\$23.59	\$149.00	\$141.59	\$0.00	\$7.41	95.02
24101-1000-52112-0000-001016-0000	Instruction-ERA - Retiree Health	\$3.32	\$30.00	\$19.92	\$0.00	\$10.08	66.40
24101-1000-52210-0000-001016-0000	Instruction-FICA Payments	\$9.03	\$62.00	\$53.81	\$0.00	\$8.19	86.79
24101-1000-52220-0000-001016-0000	Instruction-Medicare Payments	\$2.10	\$18.00	\$12.52	\$0.00	\$5.48	69.55
24101-1000-52312-0000-001016-0000	Instruction-Life	\$0.00	\$1.00	\$0.00	\$0.00	\$1.00	0.00
24101-1000-52500-0000-001016-0000	Instruction-Unemployment Compensation	\$0.16	\$7.00	\$1.36	\$0.00	\$5.64	19.42
24101-1000-52710-0000-001016-0000	Instruction-Workers Compensation Premium	\$0.00	\$169.00	\$168.87	\$0.00	\$0.13	99.92
24101-1000-52720-0000-001016-0000	Instruction-Workers Compensation Employer's Fee	\$0.04	\$1.00	\$0.16	\$0.00	\$0.84	16.00
24101-1000-56113-1010-001016-0000	Instruction-Software	\$0.00	\$12,250.00	\$12,765.76	\$0.00	(\$515.76)	104.21
24101-1000-56118-1010-001016-0000	Instruction-General Supplies and Materials	(\$263.13)	\$829.00	\$352.01	\$0.00	\$476.99	42.46
<b>Subtotal of Element: [Function] 1000 - Instruction</b>		<b>(\$58.29)</b>	<b>\$14,516.00</b>	<b>\$14,516.00</b>	<b>\$0.00</b>	<b>\$0.00</b>	<b>100.00</b>
24101-2100-53218-2000-001016-0000	Support Services-Students-Specialists - Contracted	(\$5,918.21)	\$0.00	\$0.00	\$0.00	\$0.00	0.00

24101-2100-53711-0000-001016-0000	Support Services-Students-Other Charges	\$0.00	\$250.00	\$0.00	\$0.00	\$250.00	0.00
24101-2100-55915-0000-001016-0000	Support Services-Students-Other Contract Services	\$13,567.00	\$13,567.00	\$13,567.00	\$0.00	\$0.00	100.00
24101-2100-56118-0000-001016-0000	Support Services-Students-General Supplies and Materials	\$263.13	\$283.00	\$263.13	\$0.00	\$19.87	92.97
<b>Subtotal of Element: [Function] 2100 - Support Services-</b>		<b>\$7,911.92</b>	<b>\$14,100.00</b>	<b>\$13,830.13</b>	<b>\$0.00</b>	<b>\$269.87</b>	<b>98.09</b>
<b>Subtotal of Element: [Fund] 24101 - Title I - IASA</b>		<b>\$7,853.63</b>	<b>\$28,616.00</b>	<b>\$28,346.13</b>	<b>\$0.00</b>	<b>\$269.87</b>	<b>99.06</b>
24106-1000-51100-2000-001016-1412	Instruction-Salaries Expense	\$8,120.07	\$38,570.00	\$36,540.07	\$0.00	\$2,029.93	94.73
24106-1000-52111-0000-001016-0000	Instruction-Educational Retirement	\$1,148.97	\$5,405.00	\$5,170.33	\$0.00	\$234.67	95.65
24106-1000-52112-0000-001016-0000	Instruction-ERA - Retiree Health	\$162.40	\$764.00	\$730.80	\$0.00	\$33.20	95.65
24106-1000-52210-0000-001016-0000	Instruction-FICA Payments	\$502.24	\$2,368.00	\$2,259.80	\$0.00	\$108.20	95.43
24106-1000-52220-0000-001016-0000	Instruction-Medicare Payments	\$117.46	\$534.00	\$528.50	\$0.00	\$5.50	98.97
24106-1000-52312-0000-001016-0000	Instruction-Life	\$4.80	\$29.00	\$21.60	\$0.00	\$7.40	74.48
24106-1000-52313-0000-001016-0000	Instruction-Dental	\$31.20	\$466.00	\$140.40	\$0.00	\$325.60	30.12
24106-1000-52314-0000-001016-0000	Instruction-Vision	\$0.00	\$73.00	\$0.00	\$0.00	\$73.00	0.00
24106-1000-52315-0000-001016-0000	Instruction-Disability	\$27.16	\$0.00	\$122.11	\$0.00	(\$122.11)	0.00
24106-1000-52500-0000-001016-0000	Instruction-Unemployment Compensation	\$12.59	\$59.00	\$79.39	\$0.00	(\$20.39)	134.55
24106-1000-52710-0000-001016-0000	Instruction-Workers Compensation Premium	\$0.00	\$497.00	\$656.41	\$0.00	(\$159.41)	132.07
24106-1000-52720-0000-001016-0000	Instruction-Workers Compensation Employer's Fee	\$0.00	\$8.00	\$0.00	\$0.00	\$8.00	0.00
<b>Subtotal of Element: [Function] 1000 - Instruction</b>		<b>\$10,126.89</b>	<b>\$48,773.00</b>	<b>\$46,249.41</b>	<b>\$0.00</b>	<b>\$2,523.59</b>	<b>94.83</b>
<b>Subtotal of Element: [Fund] 24106 - Entitlement IDEA-B</b>		<b>\$10,126.89</b>	<b>\$48,773.00</b>	<b>\$46,249.41</b>	<b>\$0.00</b>	<b>\$2,523.59</b>	<b>94.83</b>
24153-1000-56113-1010-001016-0000	Instruction-Software	\$0.00	\$1,140.00	\$0.00	\$0.00	\$1,140.00	0.00
24153-1000-56118-1010-001016-0000	Instruction-General Supplies and Materials	\$147.97	\$0.00	\$147.97	\$0.00	(\$147.97)	0.00
<b>Subtotal of Element: [Function] 1000 - Instruction</b>		<b>\$147.97</b>	<b>\$1,140.00</b>	<b>\$147.97</b>	<b>\$0.00</b>	<b>\$992.03</b>	<b>12.98</b>
<b>Subtotal of Element: [Fund] 24153 - English Language</b>		<b>\$147.97</b>	<b>\$1,140.00</b>	<b>\$147.97</b>	<b>\$0.00</b>	<b>\$992.03</b>	<b>12.98</b>
24154-1000-51300-1010-001016-1411	Instruction-Additional Compensation	\$200.00	\$2,000.00	\$1,700.00	\$0.00	\$300.00	85.00
24154-1000-52111-0000-001016-0000	Instruction-Educational Retirement	\$28.30	\$0.00	\$272.38	\$0.00	(\$272.38)	0.00
24154-1000-52112-0000-001016-0000	Instruction-ERA - Retiree Health	\$4.00	\$0.00	\$38.50	\$0.00	(\$38.50)	0.00
24154-1000-52210-0000-001016-0000	Instruction-FICA Payments	\$12.38	\$0.00	\$116.81	\$0.00	(\$116.81)	0.00
24154-1000-52220-0000-001016-0000	Instruction-Medicare Payments	\$2.89	\$0.00	\$27.32	\$0.00	(\$27.32)	0.00
24154-1000-52500-0000-001016-0000	Instruction-Unemployment Compensation	\$0.61	\$0.00	\$6.17	\$0.00	(\$6.17)	0.00
24154-1000-53330-1010-001016-0000	Instruction-Professional Development	\$501.35	\$4,468.00	\$2,352.21	\$1,577.50	\$538.29	52.64
<b>Subtotal of Element: [Function] 1000 - Instruction</b>		<b>\$749.53</b>	<b>\$6,468.00</b>	<b>\$4,513.39</b>	<b>\$1,577.50</b>	<b>\$377.11</b>	<b>69.78</b>
24154-2400-53330-0000-001016-0000	Support Services-School Administration-Professional Development	\$0.00	\$0.00	\$125.00	\$0.00	(\$125.00)	0.00
<b>Subtotal of Element: [Function] 2400 - Support Services-</b>		<b>\$0.00</b>	<b>\$0.00</b>	<b>\$125.00</b>	<b>\$0.00</b>	<b>(\$125.00)</b>	<b>0.00</b>
<b>Subtotal of Element: [Fund] 24154 - Teacher/Principal</b>		<b>\$749.53</b>	<b>\$6,468.00</b>	<b>\$4,638.39</b>	<b>\$1,577.50</b>	<b>\$252.11</b>	<b>71.71</b>
24190-1000-51100-1010-001016-1411	Instruction-Salaries Expense	\$1,728.40	\$10,775.00	\$10,371.00	\$0.00	\$404.00	96.25
24190-1000-52111-0000-001016-0000	Instruction-Educational Retirement	\$244.58	\$1,525.00	\$1,467.58	\$0.00	\$57.42	96.23
24190-1000-52112-0000-001016-0000	Instruction-ERA - Retiree Health	\$34.56	\$216.00	\$207.36	\$0.00	\$8.64	96.00
24190-1000-52210-0000-001016-0000	Instruction-FICA Payments	\$95.16	\$668.00	\$567.52	\$0.00	\$100.48	84.95
24190-1000-52220-0000-001016-0000	Instruction-Medicare Payments	\$22.26	\$156.00	\$132.76	\$0.00	\$23.24	85.10
24190-1000-52311-0000-001016-0000	Instruction-Health and Medical Premiums	(\$984.41)	\$0.00	\$533.97	\$0.00	(\$533.97)	0.00
24190-1000-52312-0000-001016-0000	Instruction-Life	\$1.04	\$0.00	\$6.16	\$0.00	(\$6.16)	0.00
24190-1000-52313-0000-001016-0000	Instruction-Dental	\$12.68	\$0.00	\$76.68	\$0.00	(\$76.68)	0.00
24190-1000-52314-0000-001016-0000	Instruction-Vision	\$2.44	\$0.00	\$14.76	\$0.00	(\$14.76)	0.00
24190-1000-52500-0000-001016-0000	Instruction-Unemployment Compensation	\$3.74	\$82.00	\$16.34	\$0.00	\$65.66	19.92
24190-1000-52710-0000-001016-0000	Instruction-Workers Compensation Premium	\$0.00	\$141.00	\$168.87	\$0.00	(\$27.87)	119.76
24190-1000-55915-1010-001016-0000	Instruction-Other Contract Services	(\$1,742.30)	\$0.00	\$0.00	\$0.00	\$0.00	0.00
24190-1000-56113-1010-001016-0000	Instruction-Software	(\$17,083.69)	\$0.00	\$0.00	\$0.00	\$0.00	0.00
<b>Subtotal of Element: [Function] 1000 - Instruction</b>		<b>(\$17,665.54)</b>	<b>\$13,563.00</b>	<b>\$13,563.00</b>	<b>\$0.00</b>	<b>\$0.00</b>	<b>100.00</b>
24190-2100-53218-2000-001016-0000	Support Services-Students-Specialists - Contracted	(\$4,249.34)	\$18,319.00	\$2,690.10	\$0.00	\$15,628.90	14.68
24190-2100-56113-0000-001016-0000	Support Services-Students-Software	\$15,628.90	\$0.00	\$15,628.90	\$0.00	(\$15,628.90)	0.00
<b>Subtotal of Element: [Function] 2100 - Support Services-</b>		<b>\$11,379.56</b>	<b>\$18,319.00</b>	<b>\$18,319.00</b>	<b>\$0.00</b>	<b>\$0.00</b>	<b>100.00</b>
<b>Subtotal of Element: [Fund] 24190 - CSI</b>		<b>(\$6,285.98)</b>	<b>\$31,882.00</b>	<b>\$31,882.00</b>	<b>\$0.00</b>	<b>\$0.00</b>	<b>100.00</b>
24301-1000-53330-1010-001016-0000	Instruction-Professional Development	\$0.00	\$0.00	\$700.00	\$0.00	(\$700.00)	0.00
24301-1000-56112-1010-001016-0000	Instruction-Other Textbooks	\$5,124.38	\$0.00	\$10,456.88	\$0.00	(\$10,456.88)	0.00
24301-1000-56113-1010-001016-0000	Instruction-Software	\$5,954.79	\$41,875.00	\$8,917.11	\$5,000.00	\$27,957.89	21.29
24301-1000-57332-1010-001016-0000	Instruction-Supply Assets (\$5,000 or Less)	\$14,425.15	\$0.00	\$14,453.14	\$498.21	(\$14,951.35)	0.00
<b>Subtotal of Element: [Function] 1000 - Instruction</b>		<b>\$25,504.32</b>	<b>\$41,875.00</b>	<b>\$34,527.13</b>	<b>\$5,498.21</b>	<b>\$1,849.66</b>	<b>82.45</b>
24301-2600-56118-0000-001016-0000	Operation & Maintenance of Plant-General Supplies and Materials	\$183.76	\$13,639.00	\$7,078.28	\$0.00	\$6,560.72	51.89
24301-2600-57332-0000-001016-0000	Operation & Maintenance of Plant-Supply Assets (\$5,000 or Less)	\$1,499.88	\$0.00	\$2,902.88	\$300.12	(\$3,203.00)	0.00
<b>Subtotal of Element: [Function] 2600 - Operation &amp;</b>		<b>\$1,683.64</b>	<b>\$13,639.00</b>	<b>\$9,981.16</b>	<b>\$300.12</b>	<b>\$3,357.72</b>	<b>73.18</b>
<b>Subtotal of Element: [Fund] 24301 - CARES Act</b>		<b>\$27,187.96</b>	<b>\$55,514.00</b>	<b>\$44,508.29</b>	<b>\$5,798.33</b>	<b>\$5,207.38</b>	<b>80.17</b>
24306-2600-57332-0000-001016-0000	Operation & Maintenance of Plant-Supply Assets (\$5,000 or Less)	\$0.00	\$4,465.00	\$4,465.00	\$0.00	\$0.00	100.00
<b>Subtotal of Element: [Function] 2600 - Operation &amp;</b>		<b>\$0.00</b>	<b>\$4,465.00</b>	<b>\$4,465.00</b>	<b>\$0.00</b>	<b>\$0.00</b>	<b>100.00</b>

<b>Subtotal of Element: [Fund] 24306 - HEPA Filtration</b>		<b>\$0.00</b>	<b>\$4,465.00</b>	<b>\$4,465.00</b>	<b>\$0.00</b>	<b>\$0.00</b>	<b>100.00</b>
24308-1000-51100-1010-001016-1411	Instruction-Salaries Expense	\$0.00	\$86,698.00	\$0.00	\$0.00	\$86,698.00	0.00
24308-1000-55915-1010-001016-0000	Instruction-Other Contract Services	\$0.00	\$30,000.00	\$0.00	\$0.00	\$30,000.00	0.00
24308-1000-56113-1010-001016-0000	Instruction-Software	\$0.00	\$21,800.00	\$0.00	\$0.00	\$21,800.00	0.00
24308-1000-57332-1010-001016-0000	Instruction-Supply Assets (\$5,000 or Less)	\$0.00	\$11,250.00	\$0.00	\$0.00	\$11,250.00	0.00
<b>Subtotal of Element: [Function] 1000 - Instruction</b>		<b>\$0.00</b>	<b>\$149,748.00</b>	<b>\$0.00</b>	<b>\$0.00</b>	<b>\$149,748.00</b>	<b>0.00</b>
24308-2600-57332-0000-001016-0000	Operation & Maintenance of Plant-Supply Assets (\$5,000 or Less)	\$0.00	\$25,000.00	\$0.00	\$0.00	\$25,000.00	0.00
<b>Subtotal of Element: [Function] 2600 - Operation &amp;</b>		<b>\$0.00</b>	<b>\$25,000.00</b>	<b>\$0.00</b>	<b>\$0.00</b>	<b>\$25,000.00</b>	<b>0.00</b>
<b>Subtotal of Element: [Fund] 24308 - ESSER II CRRSA</b>		<b>\$0.00</b>	<b>\$174,748.00</b>	<b>\$0.00</b>	<b>\$0.00</b>	<b>\$174,748.00</b>	<b>0.00</b>
25205-1000-51100-1010-001016-1411	Instruction-Salaries Expense	\$0.00	\$25,000.00	\$0.00	\$0.00	\$25,000.00	0.00
25205-1000-51300-1010-001016-1411	Instruction-Additional Compensation	\$7,200.00	\$14,152.00	\$7,200.00	\$0.00	\$6,952.00	50.87
25205-1000-52111-0000-001016-0000	Instruction-Educational Retirement	\$1,018.80	\$4,015.00	\$1,018.80	\$0.00	\$2,996.20	25.37
25205-1000-52112-0000-001016-0000	Instruction-ERA - Retiree Health	\$144.00	\$568.00	\$144.00	\$0.00	\$424.00	25.35
25205-1000-52210-0000-001016-0000	Instruction-FICA Payments	\$432.15	\$1,759.00	\$432.15	\$0.00	\$1,326.85	24.56
25205-1000-52220-0000-001016-0000	Instruction-Medicare Payments	\$101.05	\$411.00	\$101.05	\$0.00	\$309.95	24.58
25205-1000-52311-0000-001016-0000	Instruction-Health and Medical Premiums	\$0.00	\$1,057.00	\$0.00	\$0.00	\$1,057.00	0.00
25205-1000-52312-0000-001016-0000	Instruction-Life	\$2.64	\$58.00	\$2.64	\$0.00	\$55.36	4.55
25205-1000-52313-0000-001016-0000	Instruction-Dental	\$0.00	\$432.00	\$0.00	\$0.00	\$432.00	0.00
25205-1000-52314-0000-001016-0000	Instruction-Vision	\$0.00	\$90.00	\$0.00	\$0.00	\$90.00	0.00
25205-1000-52500-0000-001016-0000	Instruction-Unemployment Compensation	\$17.45	\$164.00	\$17.45	\$0.00	\$146.55	10.64
25205-1000-52710-0000-001016-0000	Instruction-Workers Compensation Premium	\$0.00	\$449.00	\$0.00	\$0.00	\$449.00	0.00
25205-1000-52720-0000-001016-0000	Instruction-Workers Compensation Employer's Fee	\$0.00	\$20.00	\$0.00	\$0.00	\$20.00	0.00
25205-1000-53711-0000-001016-0000	Instruction-Other Charges	\$365.41	\$0.00	\$365.41	\$0.00	(\$365.41)	0.00
25205-1000-55813-1010-001016-0000	Instruction-Employee Travel - Non-Teachers	\$0.00	\$6,900.00	\$0.00	\$0.00	\$6,900.00	0.00
25205-1000-55817-1010-001016-0000	Instruction-Student Travel	\$0.00	\$7,000.00	\$0.00	\$0.00	\$7,000.00	0.00
25205-1000-55915-1010-001016-0000	Instruction-Other Contract Services	\$11,900.00	\$23,225.00	\$11,900.00	\$0.00	\$11,325.00	51.23
25205-1000-56118-1010-001016-0000	Instruction-General Supplies and Materials	\$12,208.74	\$7,000.00	\$12,208.74	\$1,620.67	(\$6,829.41)	174.41
25205-1000-57332-1010-001016-0000	Instruction-Supply Assets (\$5,000 or Less)	\$1,659.58	\$0.00	\$1,659.58	\$0.00	(\$1,659.58)	0.00
<b>Subtotal of Element: [Function] 1000 - Instruction</b>		<b>\$35,049.82</b>	<b>\$92,300.00</b>	<b>\$35,049.82</b>	<b>\$1,620.67</b>	<b>\$55,629.51</b>	<b>37.97</b>
25205-2100-51100-0000-001016-1211	Support Services-Students-Salaries Expense	\$7,161.80	\$85,000.00	\$14,323.61	\$0.00	\$70,676.39	16.85
25205-2100-51300-0000-001016-1211	Support Services-Students-Additional Compensation	\$0.00	\$8,056.00	\$0.00	\$0.00	\$8,056.00	0.00
25205-2100-52111-0000-001016-0000	Support Services-Students-Educational Retirement	\$1,013.40	\$14,692.00	\$2,026.80	\$0.00	\$12,665.20	13.79
25205-2100-52112-0000-001016-0000	Support Services-Students-ERA - Retiree Health	\$143.25	\$2,077.00	\$286.50	\$0.00	\$1,790.50	13.79
25205-2100-52210-0000-001016-0000	Support Services-Students-FICA Payments	\$419.70	\$6,438.00	\$831.29	\$0.00	\$5,606.71	12.91
25205-2100-52220-0000-001016-0000	Support Services-Students-Medicare Payments	\$98.16	\$1,349.00	\$194.42	\$0.00	\$1,154.58	14.41
25205-2100-52311-0000-001016-0000	Support Services-Students-Health and Medical Premiums	\$743.08	\$3,249.00	\$1,486.16	\$0.00	\$1,762.84	45.74
25205-2100-52312-0000-001016-0000	Support Services-Students-Life	\$5.28	\$116.00	\$9.24	\$0.00	\$106.76	7.96
25205-2100-52313-0000-001016-0000	Support Services-Students-Dental	\$34.32	\$0.00	\$68.64	\$0.00	(\$68.64)	0.00
25205-2100-52314-0000-001016-0000	Support Services-Students-Vision	\$7.52	\$0.00	\$15.04	\$0.00	(\$15.04)	0.00
25205-2100-52315-0000-001016-0000	Support Services-Students-Disability	\$38.68	\$0.00	\$77.36	\$0.00	(\$77.36)	0.00
25205-2100-52500-0000-001016-0000	Support Services-Students-Unemployment Compensation	\$22.35	\$328.00	\$44.26	\$0.00	\$283.74	13.49
25205-2100-52710-0000-001016-0000	Support Services-Students-Workers Compensation Premium	\$0.00	\$1,642.00	\$0.00	\$0.00	\$1,642.00	0.00
25205-2100-52720-0000-001016-0000	Support Services-Students-Workers Compensation Employer's Fee	\$2.30	\$40.00	\$2.30	\$0.00	\$37.70	5.75
25205-2100-53711-0000-001016-0000	Support Services-Students-Other Charges	\$0.00	\$3,000.00	\$0.00	\$0.00	\$3,000.00	0.00
<b>Subtotal of Element: [Function] 2100 - Support Services-</b>		<b>\$9,689.84</b>	<b>\$125,987.00</b>	<b>\$19,365.62</b>	<b>\$0.00</b>	<b>\$106,621.38</b>	<b>15.37</b>
<b>Subtotal of Element: [Fund] 25205 - GEAR UP</b>		<b>\$44,739.66</b>	<b>\$218,287.00</b>	<b>\$54,415.44</b>	<b>\$1,620.67</b>	<b>\$162,250.89</b>	<b>24.93</b>
27107-2200-56114-0000-001016-0000	Support Services-Instruction-Library And Audio-Visual	\$0.00	\$1,753.00	\$106.61	\$274.50	\$1,371.89	6.08
<b>Subtotal of Element: [Function] 2200 - Support Services-</b>		<b>\$0.00</b>	<b>\$1,753.00</b>	<b>\$106.61</b>	<b>\$274.50</b>	<b>\$1,371.89</b>	<b>6.08</b>
<b>Subtotal of Element: [Fund] 27107 - Literacy For Children @</b>		<b>\$0.00</b>	<b>\$1,753.00</b>	<b>\$106.61</b>	<b>\$274.50</b>	<b>\$1,371.89</b>	<b>6.08</b>
27109-1000-56108-1010-001016-0000	Instruction-Instructional Materials Credit - 50% Other	\$0.00	\$2,503.00	\$0.00	\$0.00	\$2,503.00	0.00
27109-1000-56111-1010-001016-0000	Instruction-Instructional Materials Cash - 50% Textbooks	(\$2,503.00)	\$0.00	\$0.00	\$0.00	\$0.00	0.00
<b>Subtotal of Element: [Function] 1000 - Instruction</b>		<b>(\$2,503.00)</b>	<b>\$2,503.00</b>	<b>\$0.00</b>	<b>\$0.00</b>	<b>\$2,503.00</b>	<b>0.00</b>
<b>Subtotal of Element: [Fund] 27109 - PED Safety in Schools</b>		<b>(\$2,503.00)</b>	<b>\$2,503.00</b>	<b>\$0.00</b>	<b>\$0.00</b>	<b>\$2,503.00</b>	<b>0.00</b>
31200-4000-54610-0000-001016-0000	Capital Outlay-Renting Land and Buildings	\$16,226.86	\$113,588.00	\$113,588.02	\$0.00	(\$0.02)	100.00
<b>Subtotal of Element: [Function] 4000 - Capital Outlay</b>		<b>\$16,226.86</b>	<b>\$113,588.00</b>	<b>\$113,588.02</b>	<b>\$0.00</b>	<b>(\$0.02)</b>	<b>100.00</b>
<b>Subtotal of Element: [Fund] 31200 - Public School Capital</b>		<b>\$16,226.86</b>	<b>\$113,588.00</b>	<b>\$113,588.02</b>	<b>\$0.00</b>	<b>(\$0.02)</b>	<b>100.00</b>
31600-4000-54640-0000-001016-0000	Capital Outlay-Rentals - Lease to Purchase	\$0.00	\$544,463.00	\$0.00	\$0.00	\$544,463.00	0.00
<b>Subtotal of Element: [Function] 4000 - Capital Outlay</b>		<b>\$0.00</b>	<b>\$544,463.00</b>	<b>\$0.00</b>	<b>\$0.00</b>	<b>\$544,463.00</b>	<b>0.00</b>
<b>Subtotal of Element: [Fund] 31600 - Capital Improvements</b>		<b>\$0.00</b>	<b>\$544,463.00</b>	<b>\$0.00</b>	<b>\$0.00</b>	<b>\$544,463.00</b>	<b>0.00</b>
31700-4000-54315-0000-001016-0000	Capital Outlay-Maintenance & Repair - Bldgs/Grnds/Equipment (SB-9)	\$0.00	\$401.00	\$0.00	\$0.00	\$401.00	0.00
<b>Subtotal of Element: [Function] 4000 - Capital Outlay</b>		<b>\$0.00</b>	<b>\$401.00</b>	<b>\$0.00</b>	<b>\$0.00</b>	<b>\$401.00</b>	<b>0.00</b>
<b>Subtotal of Element: [Fund] 31700 - Capital Improvements</b>		<b>\$0.00</b>	<b>\$401.00</b>	<b>\$0.00</b>	<b>\$0.00</b>	<b>\$401.00</b>	<b>0.00</b>
31701-4000-54315-0000-001016-0000	Capital Outlay-Maintenance & Repair - Bldgs/Grnds/Equipment (SB-9)	\$0.00	\$52,434.00	\$0.00	\$0.00	\$52,434.00	0.00

31701-4000-54640-0000-001016-0000	Capital Outlay-Rentals - Lease to Purchase	\$0.00	\$51,121.00	\$0.00	\$0.00	\$51,121.00	0.00
31701-4000-56113-0000-001016-0000	Capital Outlay-Software	\$0.00	\$4,850.00	\$7,551.59	\$0.00	(\$2,701.59)	155.70
31701-4000-56118-0000-001016-0000	Capital Outlay-General Supplies and Materials	\$0.00	\$84,691.00	\$0.00	\$0.00	\$84,691.00	0.00
31701-4000-57332-0000-001016-0000	Capital Outlay-Supply Assets (\$5,000 or Less)	\$0.00	\$34,591.00	\$0.00	\$2,915.30	\$31,675.70	0.00
<b>Subtotal of Element: [Function] 4000 - Capital Outlay</b>		<b>\$0.00</b>	<b>\$227,687.00</b>	<b>\$7,551.59</b>	<b>\$2,915.30</b>	<b>\$217,220.11</b>	<b>3.32</b>
<b>Subtotal of Element: [Fund] 31701 - Capital Improvements</b>		<b>\$0.00</b>	<b>\$227,687.00</b>	<b>\$7,551.59</b>	<b>\$2,915.30</b>	<b>\$217,220.11</b>	<b>3.32</b>
<b>Grand Total</b>		<b>\$294,387.53</b>	<b>\$3,405,052.00</b>	<b>\$1,961,000.78</b>	<b>\$27,015.91</b>	<b>\$1,417,035.31</b>	<b>57.59</b>



# Albuquerque Talent Development Academy

## Payroll Voucher Management Report

[Cycle Name]: "FY2020-2021"; Created On: 7/18/2021 8:00:36 PM

Voucher Status	Voucher Number	Voucher Date	Description	Voucher Total	Approved Date	Approved By
Paid	2015	06/07/2021	FFGA for 2021 04	\$77.70	06/07/2021	Galindo, Whitney
Paid	2022	06/07/2021	Aflac for 2021 05	\$247.96	06/07/2021	Galindo, Whitney
Paid	2023	06/07/2021	FFGA for 2021 05	\$77.70	06/07/2021	Galindo, Whitney
Paid	2024	06/07/2021	InvesTrust for 2021 05	\$700.00	07/06/2021	Galindo, Whitney
Paid	2027	06/07/2021	CRS for 2021 05	\$2,414.19	06/07/2021	Galindo, Whitney
Paid	2028	06/07/2021	RHC for 2021 05	\$2,621.61	07/06/2021	Galindo, Whitney
Paid	2029	06/07/2021	ERB for 2021 05	\$21,700.08	06/07/2021	Galindo, Whitney
Paid	2030	06/07/2021	NMPSIA for 2021 06	\$12,616.76	07/06/2021	Galindo, Whitney
Paid	2032	06/15/2021	EFTPS 21-22 - 06/15/2021	\$9,818.14	07/06/2021	Galindo, Whitney
Paid	2033	06/30/2021	DD 21-23 - 06/30/2021	\$32,107.61	07/06/2021	Galindo, Whitney
Paid	2034	06/15/2021	DD 21-22 - 06/15/2021	\$28,139.79	07/06/2021	Galindo, Whitney
Paid	2035	06/30/2021	EFTPS 21-23 - 06/30/2021	\$11,830.50	07/06/2021	Galindo, Whitney
Rolled-over	2036	06/30/2021	2021 07 LIABILITIES - ROLL TO FY2021-2022	\$73,572.63	07/06/2021	Galindo, Whitney
Rolled-over	2038	06/30/2021	RHC for 2021 06 - ROLL TO FY 22	\$4,858.70	07/08/2021	Galindo, Whitney
Rolled-over	2039	06/30/2021	CRS for 2021 06 - ROLL TO FY22	\$2,598.86	07/06/2021	Galindo, Whitney
Rolled-over	2040	06/30/2021	Aflac for 2021 06 - ROLL TO FY22	\$247.96	07/06/2021	Galindo, Whitney
Rolled-over	2041	06/30/2021	FFGA for 2021 06 - ROLL TO FY22	\$77.70	07/06/2021	Galindo, Whitney
Rolled-over	2042	06/30/2021	InvesTrust for 2021 06 - ROLL TO FY22	\$700.00	07/06/2021	Galindo, Whitney
Rolled-over	2043	06/30/2021	ERB for 2021 06 - ROLL TO FY 22	\$40,216.53	07/16/2021	Galindo, Whitney
Rolled-over	2047	06/30/2021	NMPSIA for 2021 07 - ROLL TO FY22	\$12,616.76	07/06/2021	Galindo, Whitney

# Albuquerque Talent Development Academy

## Voucher by Warrant with Date Range Report

Accounting Cycle: FY2020-2021; Voucher: [All]; Warrant Status: Non-Void; Order By: Voucher; Begin Date: 06/01/2021; End Date: 06/30/2021; Created On: 7/18/2021 7:58:20 PM

Warrant Date	Warrant Number	Vendor	Amount
06/01/2021	15490	Accountability and Compliance Resources LLC	\$283.12
06/01/2021	15491	Albuquerque Bernalillo County Water Utility Authority	\$393.45
06/01/2021	15492	Amazon	\$6,146.98
06/01/2021	15493	AVID Center	\$269.50
06/01/2021	15494	Brown Industries	\$242.09
06/01/2021	15495	Crystal Springs	\$402.09
06/01/2021	15496	Garcia, Herman	\$5.52
06/01/2021	15497	INGRAM LIBRARY SERVICES	\$378.80
06/01/2021	15498	Jerry's Glass and Mirror	\$199.57
06/01/2021	15499	Konica Minolta Business Solutions USA, Inc	\$22.79
06/01/2021	15500	Konica Minolta Premier	\$234.18
06/01/2021	15501	Lloyd, Consuelo	\$79.12
06/01/2021	15502	PNM	\$1,528.69
06/01/2021	15503	Purchase Power	\$236.19
06/01/2021	15504	Safeguard	\$840.42
06/01/2021	15505	Saylor Family Trust, LLC	\$22,304.42
06/01/2021	15506	Staples Advantage	\$1,499.88
06/01/2021	15565	NM Bank & Trust	\$2,284.89
06/03/2021	15564	J and J Technical Services	\$2,581.28
06/17/2021	15509	Mendonca, Melissa	\$365.41
06/17/2021	15510	Staples Advantage	\$1,373.05
06/17/2021	15511	Staples Advantage	\$342.72
06/17/2021	15512	AVID Center	\$11,900.00
06/17/2021	15513	CustomInk	\$3,101.00
06/17/2021	15514	Nimco, Inc	\$670.89
06/17/2021	15515	Staples Advantage	\$199.32
06/17/2021	15516	Zia Promotional Products	\$636.00
06/17/2021	15517	3D Security Services Group, LLC	\$6,970.88
06/17/2021	15518	Accountability and Compliance Resources LLC	\$283.12
06/17/2021	15519	ACES	\$631.50
06/17/2021	15520	Adelante Development Center	\$32.86
06/17/2021	15521	Alb. Pub. Co.	\$2,157.50
06/17/2021	15522	Albuquerque Low Voltage	\$733.55
06/17/2021	15523	Amazon	\$5,467.40
06/17/2021	15524	Century Link	\$151.75
06/17/2021	15525	CES	\$2,652.75
06/17/2021	15526	Cleaning Specialists Maintenance, Inc	\$2,662.36
06/17/2021	15527	Dex Media East, Inc	\$41.00
06/17/2021	15528	Konica Minolta Premier	\$117.09
06/17/2021	15529	Pitney Bowes Global Financial Services LLC	\$182.91
06/17/2021	15530	PNM	\$1,215.44
06/17/2021	15531	Public Charter Schools of New Mexico	\$150.00
06/17/2021	15532	Safeguard	\$348.68
06/17/2021	15533	Sandia Office Supply	\$75.21
06/17/2021	15534	Zia Promotional Products	\$775.00
06/18/2021	15535	US Postal Service	\$2,265.20
06/29/2021	15537	AVID Center	\$2,500.00
06/29/2021	15538	EdPuzzlePro	\$1,300.00
06/29/2021	15539	INGRAM LIBRARY SERVICES	\$672.37
06/29/2021	15540	Nimco, Inc	\$151.75
06/30/2021	15541	Nearpod	\$3,200.00
<b>Sub Total</b>			<b>\$93,259.69</b>