



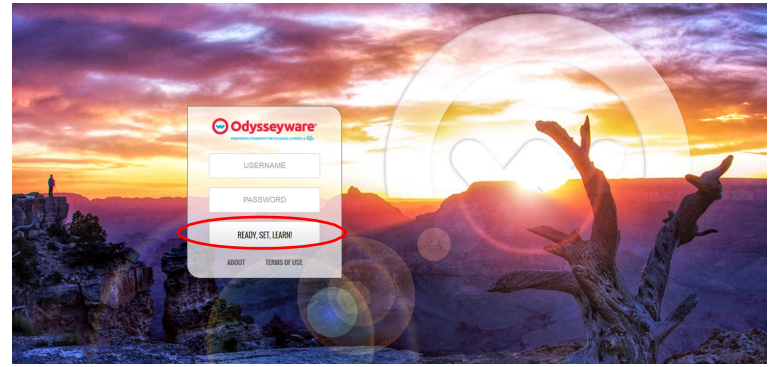
Student Navigation

Quick Start Guide

Log in, access assignments and instructional tools, and view due dates and grades.

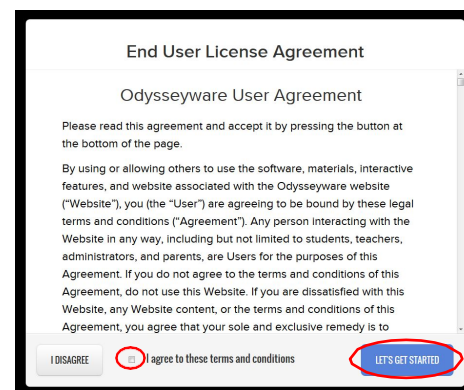
1

Go to your school's Odysseyware URL. Enter the username and password provided by your teacher, then click [Ready, Set, Learn](#).



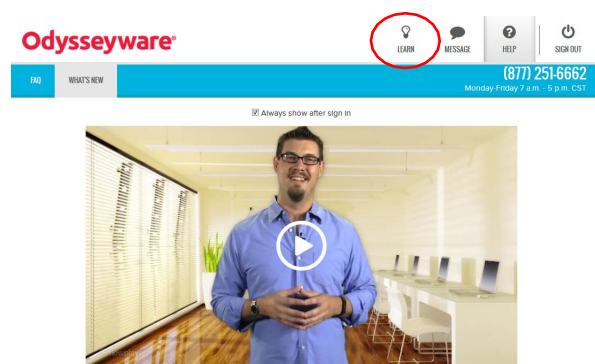
2

Upon first login, agree to the [End User License Agreement](#). Check the box next to "I agree to these terms and conditions," then click the [Let's Get Started](#) button.



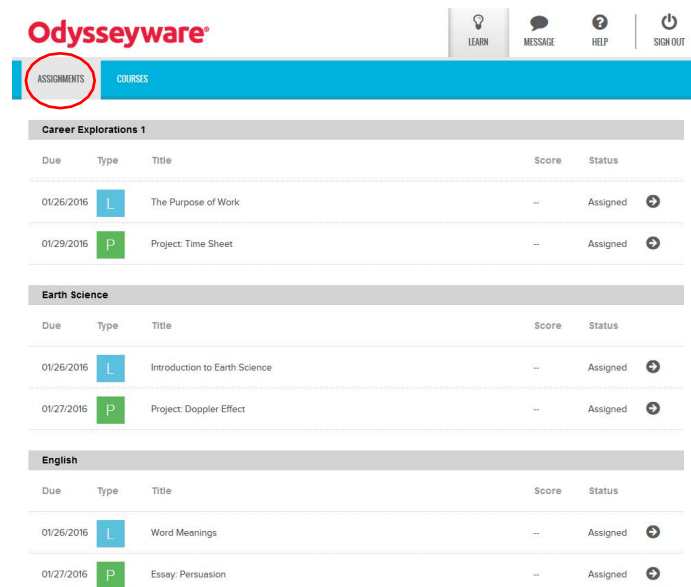
3

Watch the welcome video, which offers an overview of site navigation. Then click the [Learn](#) tab to access your assignments.



4

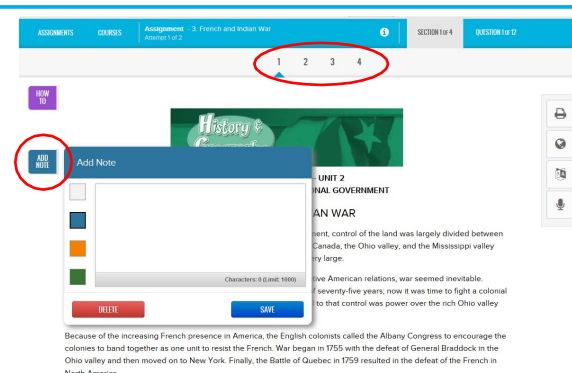
Find assignments and due dates in the [Assignments](#) tab. Click on an assignment title to begin working.







5

Your Odysseyware lessons include reading and media elements, such as videos. Each lesson is chunked into manageable sections. Click on each section to explore the text and media elements.

Click in the left-hand margin to add a color-coded, interactive sticky [note](#) to summarize your reading and reflect on your learning.



6

Use the toolbar in the right-hand margin, as needed. Click  to **print** the assignment or notes. Highlight unfamiliar words and then click  for **reference** and background information. Highlight up to 1000 characters in need of **translation**, then click  to choose the language, or highlight text and then click  and choose a speaker to hear the content **read aloud** by one of 6 different readers.

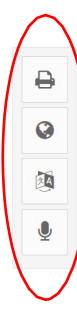
Using Similes, Metaphors, and Alliteration to Emphasize a Writer's Meaning

Figurative language is a set of tools that writers can use to create meaning through language. *Figurative language* can help an author illustrate the tone, which is a narrator's attitude toward the subject, or the mood, which is a feeling that the writer evokes in readers. The short story, "Marigolds," by Eugenia W. Collier, contains many examples of figurative language.

[Click here](#) to reference the "Marigolds."

By using figurative language, such as similes, metaphors, and alliteration, Ms. Collier helps the reader understand and appreciate what is happening in a story. Consider the following metaphor and simile from the story:

...but memory is an abstract painting...



7

After reading a lesson, you can choose to **work on questions** for a section or to **read the next section**.

What would you like to do next?

[WORK ON QUESTIONS](#) [READ NEXT SECTION](#)

8

Each lesson includes a variety of question types. Choose the best answer for each question and click **Next Question** or **Read Next Section**.


Click the **Ask for Help** button to submit a question or help request to your teacher. You can ask for help on any question at any time.

Identify the three types of language.

☐ written
☐ italic
☐ Celtic
☐ oral
☐ nonverbal
☐ Germanic

[NEXT QUESTION](#) [READ NEXT SECTION](#) [ASK FOR HELP](#) [TURN IT IN](#)

9


Questions requiring a written response will use **Writer**. Enter the written response, and then click the  button to review spelling and grammar errors and receive scoring feedback.


In the space below, write a 500-word essay describing the theme of O. Henry's "The Gift of the Magi." Explain how the author uses irony as an essential tool in developing this theme.


WRITER Word Count: 181 of 500


the themes of love and generosity **is shown** through the selfless actions of both much money, but Christmas is fast approaching. We first learn that Della **has** Christmas eve, "she had only \$1.87 with which to buy Jim a present."


Della and Jim didn't have much. "There were two possessions . . . in which the showing love for the other, Jim and Della each sells their most valuable possessions for their spouse. Della sells her hair **in order to** buy Jim a chain for his watch **in order to** buy Della combs for her hair. Therefore, the themes of love that each love the other more than their most prized possessions. It is also irony unknowingly eliminated the need for the gift they were about to receive."

OVERALL SCORE: 

Grade Level: 

Readability: 

Topic Agreement: 

Writing: 

[TURN IT IN](#)





10

When you have read the entire assignment and answered all questions, click the **Turn it In** button to submit your work for grading.

[NEXT QUESTION](#) [READ NEXT SECTION](#) [ASK FOR HELP](#) [TURN IT IN](#)
















11

Click the **Courses** tab to review current grades and progress in each course.

| COURSES | | | | |
|---|--------|----------------------------|---|----------------------|
| Courses | | | | |
| Title | Score | Progress | Info | |
| Algebra I | 88.2% | <div><div></div></div> 10% |  | > |
| Biology (CRx) | 80.3% | <div><div></div></div> 9% |  | > |
| English I | 74.4% | <div><div></div></div> 13% |  | > |
| U.S. History Foundations to Present (CRx) | 97.75% | <div><div></div></div> 8% |  | > |

12

Click the course title to view **graded work** and the **due dates** for each assignment. Click assignments with a status of **"Graded"** to view the graded assignment.

| COURSES | | | | | |
|--|---|----------------------------------|-------|-------------|---|
| Career Explorations 1 : 1. CAREER MANAGEMENT | | | | | |
| Due | Type | Title | Score | Status | |
| |  | 1. Course Overview | N/A | Assigned |  |
| 01/26/2016 |  | 2. The Purpose of Work | 88% | Graded |  |
| 01/27/2016 |  | 3. Personal Benefits Of Work | 92% | Graded |  |
| 01/28/2016 |  | 4. Wages and Employment Benefits | 100% | Graded |  |
| 01/29/2016 |  | 5. Project: Time Sheet | -- | Assigned |  |
| 02/01/2016 |  | 7. Lifestyle Goals | -- | Assigned |  |
| 02/02/2016 |  | 9. Societal Benefits of Work | -- | Not Started | |
| 02/03/2016 |  | 10. Quiz: What is Work? | -- | Not Started | |
| 02/05/2016 |  | 11. Basic Work Qualifications | -- | Not Started | |