

# Update on New Statewide Metrics and Reopening Plan

Seaside School District Board Meeting

November 17, 2020

## Terminology:

---

<b>CDL</b>	<b>Comprehensive Distance Learning</b>	<b>All students are learning online at home.</b>
<b>LIPI</b>	<b>Limited in Person Instruction</b>	<b>Students who have specialized needs can meet teachers in person (up to 20 students)</b>
<b>Hybrid Model</b>	<b>Two days onsite, two days online</b>	<b>Utilized when square foot doesn't allow all students to attend at the same time.</b>
<b>Onsite</b>	<b>All students come to school.</b>	<b>Only possible if square footage and other safety requirements can be met.</b>

# Why update metrics?

**Improve support systems for children.** *Returning to in-person instruction is one of Oregon's highest priorities.*

**New data is available.** *ODE & OHA initially created metrics for returning to in-person instruction in early August.*

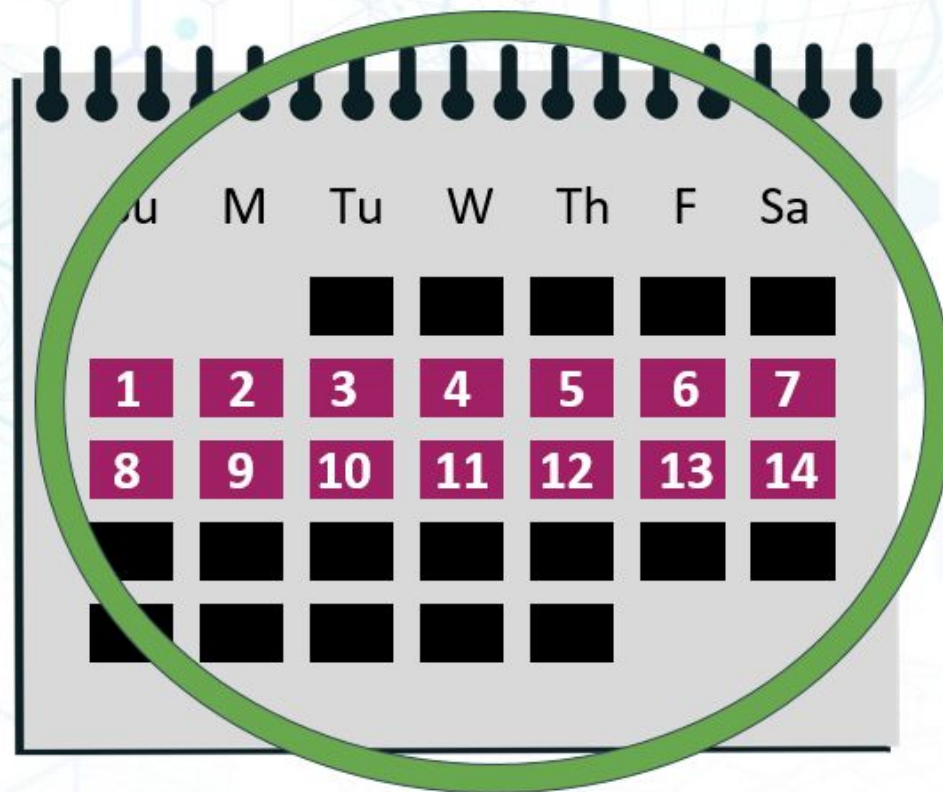
**COVID-19 spread can be mitigated in schools.** *Oregon's Ready Schools, Safe Learners guidance can help reduce, but not eliminate this risk.*



# Two-Week “Look Back” at Data



Before: Look at data 1 week at a time over a **3 week period**



Now: **Single two-week “look back” window** to align with CDC

<b>METRICS &amp; MODELS</b>	<b>ON-SITE</b>	<b>ON-SITE AND DISTANCE LEARNING</b>	<b>TRANSITION</b>	<b>DISTANCE LEARNING</b>
County Case Rate per 100,000 People Over 14 days	<50.0	50.0 to <100.0	100.0 to ≤200.0	>200.0
County Case Count Over 14 days (for small counties <sup>1</sup> )	<30	30 to <45	45 to ≤60	>60
County Test Positivity <sup>2</sup>	<5.0%	5.0% to <8.0%	8.0% to ≤10.0%	>10.0%
Instructional Model	Prioritize On-Site or Hybrid (as needed to maintain small cohorts) instructional models.	Prioritize careful phasing in of On-Site or Hybrid for elementary schools (starting with K-3 and adding additional grades up to grade 6).  Middle school and high school primarily Comprehensive Distance Learning with allowable Limited In-Person Instruction. Over time, if elementary schools can	Consider transition to Comprehensive Distance Learning with allowable Limited In-Person Instruction.  →  For counties with an upward case/positivity trend (entering from a lower risk category), school officials should discuss with their local public health authority (LPHA) and consider the spread of COVID-19 within schools and the local community in deciding whether to return to Comprehensive Distance Learning (CDL). <sup>3</sup>	Implement Comprehensive Distance Learning with allowable Limited In-Person Instruction only.

1. Counties with <30,000 residents.
2. If statewide testing volume decreases by more than 10% in the week prior compared to the previous week due to external factors (such as due to a natural disaster or acute decrease in testing supplies), then OHA and ODE will consider temporarily suspending the use of percent positivity in the reopening considerations.
3. In considering community spread, public health should take into consideration the cases



## If New Metrics Were Implemented this Week:

- Total Number of Public School Students Newly Eligible for In-Person Instruction Under Updated Metrics: **104,036**
- Total Number of Public School Students Eligible for In-Person Instruction: **129,942 (with an additional 67,409 over time)**
- Total Number of Public School Students Initially Ineligible for In-Person Instruction: **451,365**

*This chart does not include Limited In-Person Instruction (LIPI)*

## Snapshot of Impacts to of these updates

Not Yet Eligible	Elementary Eligible	K-12 Eligible
Crook	Benton	Baker
Harney	Clackamas	Clatsop
Jackson	Columbia	Curry
Lane	Coos	Giliam
Linn	Deschutes	Grant
Malheur	Douglas	Hood River
Marion	Polk	Jefferson
Morrow	Wallowa	Josephine
Multnomah	Wasco	Klamath
Umatilla		Lake
Washington		Lincoln
Yamhill		Sherman
		Tillamook
		Union
		Wheeler

# Planning To Transition to On-Site Learning

- The Leadership Team revisited the hybrid plans developed last June during the first week of November
- Transitioning to on-site learning includes adjustments to transportation, food service, health and safety protocols, and collaboration with our local health authority
- Begin Limited In-Person Instruction (LIPI) for special needs students beginning November 16
- Our goal was to begin our hybrid model at the beginning of the 2nd trimester, December 8, if case counts stayed within range

# Seaside School District Plan

	Nov 9	Nov 16	Nov 23	Nov 30	Dec 7/8
Metrics	PK-12: CDL	PK5: CDL	PK5: CDL	PK5: CDL	PK5 Hybrid, Full Day
		6-12:CDL & LIPI	6-12:CDL & LIPI	6-12:CDL & LIPI	6-12 CDL and LIPI
Staff Training	PK-12: Staff Safety Protocol Training	PK-12: Staff Safety Protocol Training	PK-12: Staff Safety Protocol Training	PK-12: Staff Dress Rehearsal	Ongoing Training
					Ongoing Training
Meals	K-12: Home Meals Delivery	K-12: Home Meals Delivery	No Meal Service— Transition to new kitchen	Transition to onsite & regional meal delivery— develop routes	Onsite meals for PK-5 and 6-12 LIPI
					K-12 Thrive & 6-12 CDL Meal Delivery
Transport	K-12: Home Meals Delivery	K-12: Meal Delivery & 6-12 LIPI Student Transport	6-12 LIPI Student Transport	K-12: Meal Delivery & 6-12 LIPI Student Transport	PK-5 All & 6-12 LIPI Student Transport
					K-12 Thrive and 6-12 CDL Meal Delivery



# The Hybrid On-Site Model

- 2 Days In-Person & 2 Days Distance Learning Instruction
- Monday/Tuesday Group (A) & Thursday/Friday Group (B)
- Enrollment will be split alphabetically
- Allowances for family requests to cohort their students that were previously requested will be honored
- Exceptions will also be made for households that have different last names that fall into separate attendance groups
- Self-paced learning to meet the needs of each student

# Where Are We Now

## Weekly Monitoring Periods From Oct. 18 – Nov. 14

This table is based on data pulled at 12:01 AM on November 16, 2020. For case counts and case rates, cases are assigned to a week based on their true case date, which is the date when public health first identified them as a confirmed or presumptive COVID-19 case. For percent positivity in testing, persons tested are assigned to a week based on their specimen collection date. All data are provisional and subject to change.

County	County Size	Time Period	Case Count	Cases per 100,000	Test Positivity
Baker	Small*	10/18/2020 - 10/31/2020	32	190.3	7.1%
		10/25/2020 - 11/07/2020	61	362.7	10.6%
		11/01/2020 - 11/14/2020	71	422.2	13.7%
Benton	Large†	10/18/2020 - 10/31/2020	52	55.1	2.1%
		10/25/2020 - 11/07/2020	74	78.4	4.0%
		11/01/2020 - 11/14/2020	152	161.1	9.2%
Clackamas	Large†	10/18/2020 - 10/31/2020	471	111.2	7.1%
		10/25/2020 - 11/07/2020	820	193.7	10.8%
		11/01/2020 - 11/14/2020	1,205	284.6	11.8%
Clatsop	Large†	10/18/2020 - 10/31/2020	23	58.5	5.2%
		10/25/2020 - 11/07/2020	45	114.4	7.0%
		11/01/2020 - 11/14/2020	46	117.0	5.2%
Columbia	Large†	10/18/2020 - 10/31/2020	34	64.5	3.8%
		10/25/2020 - 11/07/2020	52	98.6	5.1%
		11/01/2020 - 11/14/2020	73	138.4	8.9%

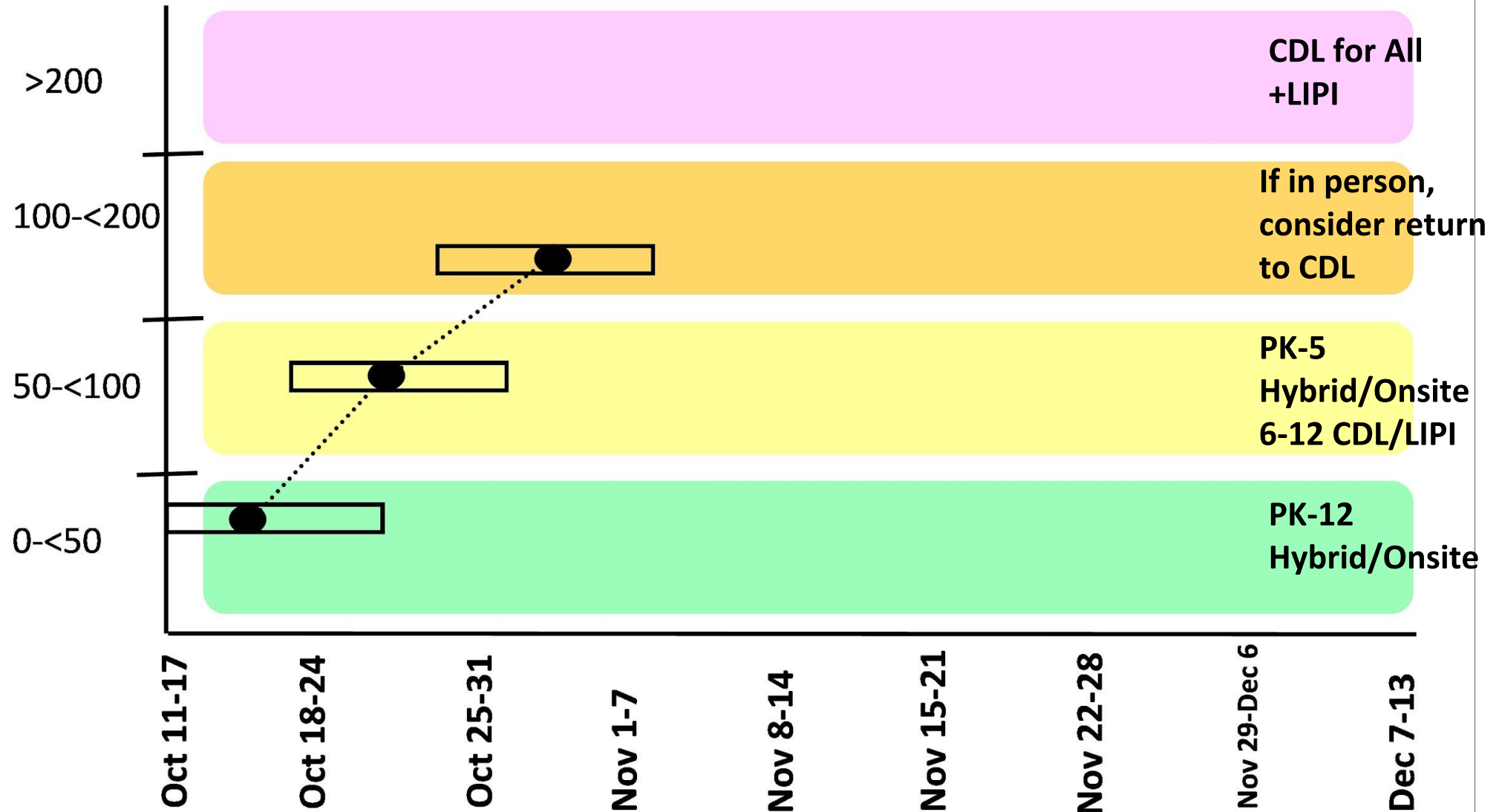


# Metrics Table

Metrics & Models	On-Site	On-Site and Distance Learning	Transition	Distance Learning
<b>County Case Rate</b> per 100,000 People Over 14 days	<50.0	50.0 to <100.0	100.0 to ≤200.0	>200.0
<b>County Case Count</b> Over 14 days (for small counties <sup>1</sup> )	<30	30 to <45	45 to ≤60	>60
<b>County Test Positivity<sup>2</sup></b>	<5.0%	5.0% to <8.0%	8.0% to ≤10.0%	>10.0%
<b>Instructional Model</b>	Prioritize <i>On-Site</i> or <i>Hybrid</i> (as needed to maintain small cohorts) instructional models.	<p>Prioritize careful phasing in of <i>On-Site</i> or <i>Hybrid</i> for elementary schools (starting with K-3 and adding additional grades up to grade 6).</p> <p>Middle school and high school primarily <i>Comprehensive Distance Learning</i> with allowable <i>Limited In-Person Instruction</i>. Over time, if elementary schools can demonstrate the ability to limit transmission in the school environment<sup>5</sup>, transition to <i>On-Site</i> or <i>Hybrid</i>.</p>	<p>Consider transition to <i>Comprehensive Distance Learning</i> with allowable <i>Limited In-Person Instruction</i>.</p> <p>→</p> <p>For counties with an upward case/positivity trend (entering from a lower risk category), school officials should discuss with their local public health authority (LPHA) and consider the spread of COVID-19 within schools and the local community in deciding whether to return to <i>Comprehensive Distance Learning</i> (CDL).<sup>4</sup></p> <p>←</p> <p>Schools in counties with downward case/positivity trend must remain in CDL until they drop into the Moderate Risk category or lower.</p>	Implement <i>Comprehensive Distance Learning</i> with allowable <i>Limited In-Person Instruction</i> only.



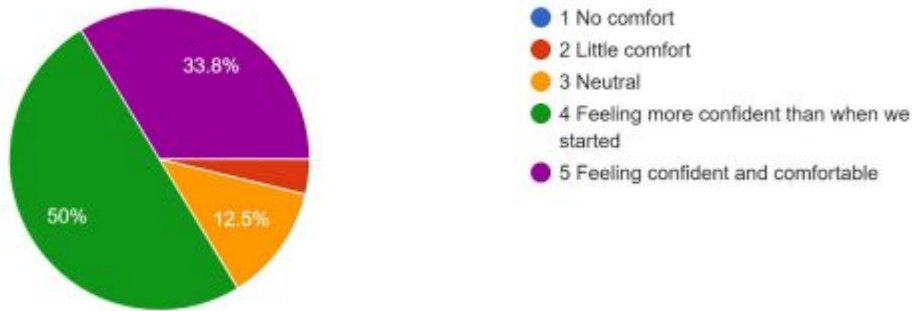
# Another Way to See the Data...



# Seaside Education Association Survey

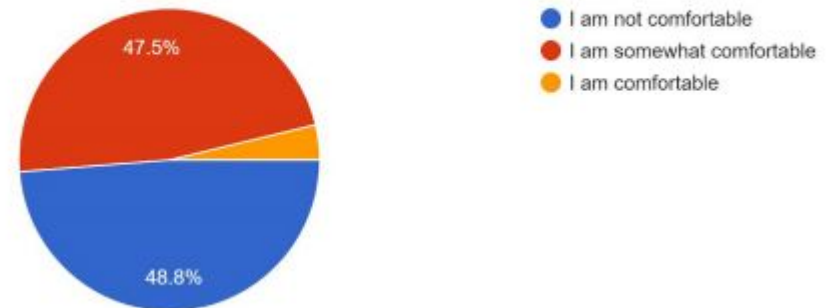
What is your level of comfort with the current CDL teaching model?

80 responses



What is your level of comfort regarding working on-site WITH students?

80 responses



# Governor's Statewide Two-Week Freeze

Executive Order 20-65 addresses the following:

- Limiting at-home and social gatherings, as well as faith institutions
- Limiting the maximum capacity for grocery stores, pharmacies, and retail stores
- Restricting food and drink establishments to take-out only
- Requiring workplaces to mandate work-from-home as much as possible
- Closing certain businesses, including gyms, museums, zoos, and indoor recreation facilities

District Adjustments:

- Many staff working from home
- Move to digital daily Covid-19 reporting tool



# Recommendation Moving Forward

- Monitor the weekly case counts
- Move to Hybrid Instruction when the case counts are in the range to do so
- If case counts are too high to open on December 8, begin Limited In-Person Instruction at Pacific Ridge and begin adding groups at the secondary school