-Monday, April 20-

Bible

This week, we are learning that only God can give us true wisdom and understanding. Daniel provides an example for Christians. He modeled how to pray to God and trust Him for answers. We should praise God continuously as we ask for his blessings and guidance.

- Turn to p.119 in the Bible workbook. Copy the following terms and definitions:
  - Praise- to show how much you respect, love, and admire God
  - Reveal- to show something plainly
  - Sorcerer- someone who used evil powers or powers not from God
  - Magician- someone who seemed to be able to use spells to produce magic
- Read Daniel 2:1-23, and complete the activity on p. 119.

Science

All students should:

- Watch the video found at:
  - https://www.youtube.com/watch?v=QVZExLO0MWA
- Read p. 296-298 in the science textbook.
- Answer the quick check questions from p. 296-298.

Math

All students should:

- Watch Mrs. Jones' video.
- Complete the following IXL activities:
  - https://www.ixl.com/math/grade-3/angles-greater-than-less-than-or-equal-to-a-right-angle
  - https://www.ixl.com/math/grade-3/parallel-perpendicular-and-intersecting-lines

Reading:

All students should:

- Read Ch. 16 of *The Indian in the Cupboard*.
- Complete the attached comprehension page.

Language

All students should:

- Watch Mrs. Jones' video.
- Read the attached personal narrative, and answer the questions.

Spelling

All students should:

- Complete attached activities.

Handwriting

All students should:

- Recall that cursive writing should be slanted to the right. As you move your pencil upward, you should be leaning to the right.
- Complete the handwriting practice page.

15: Underfloor Adventure
16: Brothers

COMPREHENSION

❖ **Quickwrite:** Do you have people in your life that are unrelated but very important to you? Write about them below.

❖ **Multiple Choice:** Choose the best answers.

1. What animal is underneath Omri's floorboards?
   a. A mouse.
   b. A guinea pig.
   c. A rat.
   d. A kitten.

2. What is the new Indian lady's name?
   a. Bright Moon.
   b. Shining Stars.
   c. Kind Eyes.
   d. Bright Stars.

❖ **True or False:** Mark T for True and F for False.

1. Omri decides that he must keep Little Bear. _____
2. Boone and Little Bear become blood brothers. _____
3. Little Bear finds the key in the garage. _____
4. Little Bear dislikes the new Indian lady. _____
5. Tommy helps to make Boone better. _____

©2015 Nothing but Class

❖ **Comprehension and Analysis:** Answer the questions in complete sentences.

1. Summarize how Little Bear finds the missing key.

_____

_____

_____

_____

2. Do you agree or disagree with Omri's decision to send the little people back to their homes? Explain your answer.

_____

_____

_____

_____

3. Do you think that Omri will ever see Little Bear again? Why or why not?

_____

_____

_____

_____

❖ **Beyond:** Imagine you are Omri and that you are writing a good-bye letter to Little Bear. Write what you would say below.

_____

_____

_____

_____

_____

_____

©2015 Nothing but Class

Personal Narrative

In a **personal narrative**, a writer tells about an experience in his or her life.

Example:

Why was I named Cameroon Pele? I never thought about it until a friend asked how I got my name. I didn't know, so I went home to search for answers. First, I sat down to think. Then my sister Helen came in. She was born on the day a volcano named Mount Saint Helens erupted. That's how she got her name. I asked her how I had gotten mine. She said that I got my name the same way she did. It's true. I looked it up. I was born on the same day a volcano erupted in Cameroon, Africa.

1. Why did the writer write this story?

_____

_____

2. How do you know this is a personal narrative?

_____

_____

3. What is the writer's problem?

_____

_____

Spelling List Week 4
April 20-24

Spelling List

Spelling Focus:
Suffix -ing

Name: _____

Week: _____

1. loving
2. dancing
3. changing
4. hoping
5. writing
6. sliding
7. shining
8. running
9. jogging
10. throwing
11. swinging
12. saving
13. shopping
14. baking
15. biting

Look at the root word for each spelling word. Notice how the word changes when the suffix is added. Write the spelling word.

1. love → loving
2. dance → _____
3. change → _____
4. hope → _____
5. write → _____
6. slide → _____
7. shine → _____
8. run → running
9. jog → _____
10. throw → _____
11. swing → _____
12. save → _____
13. shop → _____
14. bake → _____
15. bite → _____

© Katie Walker 2017

Name: Date:

Awesome Animal Facts!

The eastern spotted skunk does a handstand before it sprays.

Monday, April 20

Practice It!

(optional)
Draw it!

Check It!

- ☐ Finger Spaces
- ☐ Capital Letters
- ☐ Punctuation
- ☐ My Best Work

©The Sprinkle Topped Teacher

-Tuesday, April 21-

Bible

All students should:

- Read Daniel 2:19-23.
- Complete p. 120 in the workbook.

Science

All students should:

- Watch Mrs. Jones' video.
- Read p. 304-307 in the science textbook.
- Answer the quick check questions from p. 304-307 on a separate piece of paper.

Math

All students should:

- Watch Mrs. Jones' video.
- Complete the attached workbook pages.

Reading:

All students should:

- Watch Mrs. Jones' video.
- Complete the attached comprehension questions.

Language

All students should:

- Watch Mrs. Jones' video.
- Complete your writing plan.

Spelling

All students should:

- Complete attached activities.

Handwriting

All students should:

- Complete the handwriting practice page

Name _____

Polygons

23-4 PRACTICE

Write *yes* or *no* to tell if each figure is a polygon.
If it is, identify the polygon.

1. 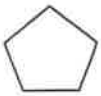

_____

2.

_____

3.

_____

4.

_____

5.

_____

6.

_____

Draw and identify each polygon.

7. It has 6 sides.

_____

8. It has 4 sides. All sides may not be equal.

_____

Quadrilaterals

23-6 PRACTICE

Identify each quadrilateral.

1.

_____

2.

_____

3. 

_____

4. 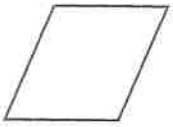

_____

5.

_____

6.

_____

7. It has 4 right angles and 4 equal sides.

_____

8. It has 4 sides of the same length with 2 angles less than right angles.

_____

Name _____ Date _____

The Indian in the Cupboard

Comprehension Assessment #1: Chapters 1-8

❖ Part I: Comprehension Multiple Choice

Choose the best answer for each question below.

1. Choose the words that best describe Little Bear.
   a. Bashful and quiet.
   b. Arrogant and unkind.
   c. Demanding and fierce.
   d. Miserable and grumpy.

2. How does Little Bear get injured?
   a. His horse kicks him.
   b. Another Indian shoots him with a bow and arrow.
   c. A soldier fights with him.
   d. He falls off of Omri's dresser.

3. Choose the words that best describe Tommy.
   a. Cheerful and trusting.
   b. Depressed and hopeless.
   c. Unskilled and helpless.
   d. Mysterious and magical.

4. Why do Omri and Patrick fight?
   a. Patrick wants to take Little Bear home.
   b. Patrick wants a little person too.
   c. Patrick wants to tell everyone about Little Bear.
   d. Patrick wants to take Omri's magic cupboard.

5. Which of the following things does Little Bear <u>not</u> ask Omri for?
   a. A wife.
   b. A horse.
   c. A chief.
   d. A gun.

©2015 Nothing but Class

❖ Part 2: Comprehension & Analysis Short Answer

Answer the following questions in complete sentences.

6. Why does Omri decide to keep Little Bear a secret? Do you agree or disagree with his decision? Explain.

_____

_____

_____

_____

_____

7. Compare and contrast Omri and Patrick. How are they alike and different?

_____

_____

_____

_____

_____

8. What is one problem that happens in the story? How is the problem solved?

_____

_____

_____

_____

_____

©2015 Nothing but Class

Writing Plan

Think about a time that you helped someone. Use the graphic organizer to get the details of your experience in order.

Personal Narrative

Tell your story!

Beginning

Introduce your experience:

_____

_____

_____

Middle

What is the problem in the story?

_____

_____

List 3 things that happened in order.

1. _____

_____

2. _____

_____

3. _____

_____

Ending

Explain how the problem was solved:

_____

_____

_____

Spelling Detective

Write your spelling words in the magnifying glass. Choose 5 words to misspell on purpose. Give this sheet to a friend to see if they can find the misspelled words!



1. _____
2. _____
3. _____
4. _____
5. _____

Write the correct spelling here

© Katie Walker 2017

Name: Date:

Marvelous Math Handwriting

Opposite sides of dice always add up to 7.

Tuesday, April 21

Practice It!

(optional)
Draw it!

Check It!

- ☐ Finger Spaces
- ☐ Capital Letters
- ☐ Punctuation
- ☐ My Best Work

©The Sprinkle Topped Teacher

-Wednesday, April 22-

Bible

- Read Daniel 2:18-23 and complete p. 121.
- Tear out all of the workbook pages from Lesson 27. These will be turned in with your written assignments on Friday.

Science

All students should:

- Watch YouTube video found at:
  - https://www.youtube.com/watch?v=YbAWny7FV3w
- Complete the following IXL activities:
  - https://www.ixl.com/science/grade-3/whats-the-difference-between-weather-and-climate
  - https://www.ixl.com/science/grade-3/weather-or-climate-cite-text

---

Math

Online students should:

- Watch the following video on BrainPOP Jr. about polygons, answering the attached questions as you go. Then, complete the attached quiz.
  - https://jr.brainpop.com/math/geometry/polygons/
- Watch the following video on BrainPOP Jr. about quadrilaterals, answering the attached questions as you go. Then, complete the attached quiz.
  - https://jr.brainpop.com/math/geometry/quadrilaterals/

Reading:

Online students should:

- Watch Mrs. Jones' video.
- Complete the attached comprehension questions.

Language

All students should:

- Watch Mrs. Jones' video.
- Use your writing plan to develop a rough draft on a clean sheet of paper.

Spelling

All students should:

- Complete attached activities.

Handwriting

All students should:

- Complete the handwriting practice page.

Name: _____

Polygons

1. What is a polygon?

2. What are some polygons with four sides?

3. What are some shapes that have more than four sides?

© 1996-2020 BrainPOP. All rights reserved. www.brainpop.com

Polygons - Easy Quiz

Name:_____
Date:_____
Class:_____

1. How are these signs alike?

A. Both are polygons.

B. Both are open shapes.

C. Both have only three vertices.

D. Both have four straight sides.

2. How are a trapezoid and a square ALIKE?

A. They are both parallelograms.

B. They are both quadrilaterals.

C. They each have two pairs of parallel sides.

D. They each have five vertices and four sides.

3. Moby drew a polygon with five sides and five vertices. Which shape did he draw?

A. rectangle

B. hexagon

C. pentagon

D. rhombus

4. Which polygon below is DIFFERENT from the others?

A.

B.


C.

D.

5. Which sign has the MOST vertices?

A.

B.

C.

D.

© 1999 - 2020 BrainPOP. All rights reserved.

Polygons - Hard Quiz

Name:_____
Date:_____
Class:_____

1. Which sentence is FALSE?

A. The kite is a polygon.

B. The kite has five sides.

C. The kite is a quadrilateral.

D. The kite has four vertices.



2. Look at the pattern the shapes make. Which polygon should come next?

A.

B.

C.

D.

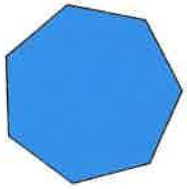

3. A DECAGON is a polygon with ten sides. A DECATHLON is a contest with ten events. What does the prefix DECA- mean?

A. ten

B. math

C. shape

D. numbers

4. Which polygon below is a quadrilateral?

A.



B.

C.

D.

5. Which sentence about triangles is TRUE?

A. They have two sides and two vertices.

B. They have more vertices than a hexagon.

C. They have fewer sides than a quadrilateral.

D. They have two parallel sides that are equal.

© 1999 - 2020 BrainPOP. All rights reserved.

Name: _____

Quadrilaterals

1. What are quadrilaterals?

2. What is the difference between a square and a rectangle?

3. What is a parallelogram?

4. What is a rhombus?

5. What is a trapezoid?

© 1996-2020 BrainPOP. All rights reserved. www.brainpop.com

Quadrilaterals - Hard Quiz

Name:_____
Date:_____
Class:_____

1. Which sentence about Mia's book is FALSE?

A. It is a quadrilateral.

B. All the sides are equal.

C. It is a parallelogram.

D. All the angles are equal.

2. How is the sign like Mia's necklace?

A. Both are parallelograms.

B. Both are trapezoids.

C. Both are rhombuses.

D. Both have four right angles.

3. Which is both a parallelogram and a rhombus?

A.



B.

C.

D.



4. Which shape has just ONE pair of parallel lines?

A. trapezoid

B. rhombus

C. triangle

D. rectangle

5. Which shape is NOT a quadrilateral?

A.

B.

C.

D.

© 1999 - 2020 BrainPOP. All rights reserved.

Name _____ Date _____

The Indian in the Cupboard

Comprehension Assessment #2: Chapters 9-16

❖ Part I: Comprehension Multiple Choice

Choose the best answer for each question below.

1. Choose the words that best describe Boone.
   a. Uncompromising and old.
   b. Friendly and cheerful.
   c. Pessimistic and angry.
   d. Good-natured and emotional.

2. Why does Patrick get into trouble at school?
   a. He comes to class late after lunch.
   b. He pokes Omri with his pencil.
   c. He tricks his art teacher.
   d. He starts a fight on the playground.

3. Where does Omri find his missing cupboard?
   a. The garage.
   b. The attic.
   c. The shed.
   d. The pantry.

4. How does Boone get seriously injured?
   a. Patrick squishes him in his pocket.
   b. His horse tramples him.
   c. Little Bear shoots him.
   d. He accidentally shoots himself.

5. How do Little Bear and Boone become brothers?
   a. They swear an oath to one another.
   b. Little Bear brings Boone home with him.
   c. They rub their blood together.
   d. Boone marries into his family.

©2015 Nothing but Class

❖ Part 2: Comprehension & Analysis Short Answer

Answer the following questions in complete sentences.

6. After the incident with the Headmaster, how does the author make you trust Patrick again?

_____

_____

_____

_____

_____

7. What is one lesson that Patrick learns in this story?

_____

_____

_____

_____

_____

8. Below, summarize your favorite part of the story. Then, explain why this is your favorite part.

_____

_____

_____

_____

_____

©2015 Nothing but Class

Suffix
-ing

Sort and Write

© Katie Walker 2017

Word Bank

loving dancing changing hoping writing sliding
shining running jogging throwing swinging
saving shopping baking biting

Sort your list words by writing each word in the correct column. Think about whether the spelling of the base word changes when adding the suffix – ing.

Short vowel, one syllable word = double consonant	Word ending in -e, drop the 'e' and add -ing.
	Simply add -ing.

Choose 5 of your list words and write each in a sentence.
Make sure that your sentence shows that you understand the meaning of the word!

1. _____
2. _____
3. _____
4. _____
5. _____

Name: Date:

Awesome Animal Facts!

A dairy cow produces about 100,000 glasses of milk in its lifetime.

Wednesday, April 22

Practice It!

(optional)
Draw it!

Check It!

- ☐ Finger Spaces
- ☐ Capital Letters
- ☐ Punctuation
- ☐ My Best Work

©The Sprinkle Topped Teacher

-Thursday, April 23-

Bible

- Use the workbook pages to help you complete the attached Lesson 27 crossword.

Science

All students should:

- Recall that extreme events and severe weather can impact plants and animals. Watch the following video on BrainPOP Jr. and complete the quizzes.
  - https://jr.brainpop.com/science/land/fastlandchanges/
- Remember that different regions of the world have different climates. The plants and animals that live there must be able to survive in those climates. Watch the following video on BrainPOP Jr. and complete the quizzes.
  - https://jr.brainpop.com/science/habitats/grasslands/

Math

All students should:

- Watch Mrs. Jones' video.
- Watch the BrainPOP Jr. video about perimteter, answering the questions as you go. Then, complete the attached activity.
  - https://jr.brainpop.com/math/measurement/perimeter/

Reading:

ALL students should:

- Watch Mrs. Jones' video.
- Complete the AR Test for The Indian in the Cupboard (Quiz #231).
  - https://global-zone50.renaissance-go.com/welcomeportal/385269?fbclid=IwAR0v1HHIqy-o6U3y1LDjwpNXKDhoow0oWp0xXFHbgpbusjR0DCoSF6n1aos

Language

All students should:

- Watch Mrs. Jones' video.
- Review your rough draft. Practice telling your experience the way you would tell a story to your friends.
- TEST grade Have your parents record you telling (not reading) your experience. Either send the video to me directly, or post it to our class page. (due Sunday, April 26th at midnight)

Spelling

All students should:

- Complete attached activities.

Handwriting

All students should:

- Complete the handwriting page for a **test grade**.

TH

The King's Dream

Lesson 27



www.CrosswordWeaver.com

ACROSS

1 What the king did to all the wise men
4 Told Daniel the meaning of King Nebuchadnezzar's dream
7 (two words) Had a dream and forgot what it was
8 Daniel and his friends _____ the name of the Lord when he received the answer to his prayer.
10 The king called them first to interpret his dream and tell him what it was
11 The sorcerers, magicians, and all the wise men said only these could tell the king his dream
12 Daniel did this to get God to tell the meaning of King Nebuchadnezzar's dream.
13 God told Daniel about King Nebuchadnezzar's dream in a _____vision.

DOWN

2 Daniel went before the king and told him about his _____.
3 What Daniel told the king he needed to be able to tell him the dream
5 Told the king he would tell him his dream and what it meant
6 Daniel _____ God when he was able to reveal the meaning of the king's dream.
9 God sees, hears, and knows _____.

WORD BANK: Blessed, daniel, dream, everything, god, killed, kingnebuchadnezzar, night, praised, prayed, sorcerers, thegods, time.

Name: _____

Perimeter

1. What is perimeter?

2. How do you find the perimeter?

© 1996-2020 BrainPOP. All rights reserved. www.brainpop.com

Draw a line to connect each person to their garden.

Name: _____





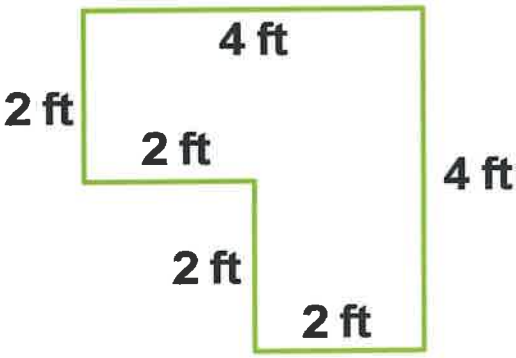

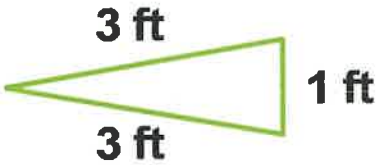

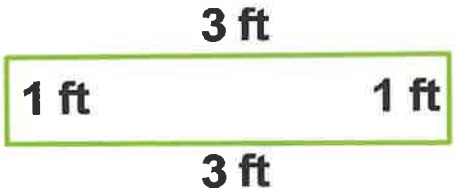

(optional)

Follow the key to color the robot.

Name: _____

Key

- ☐ square = red
- ☐ rectangle = blue
- ☐ trapezoid = yellow
- ☐ circle = green
- ☐ triangle = purple

Polygon or not?

☑ yes
☒ no



(optional)

Put the polygons together to make a rabbit! Write the name of the polygon on each shape. Then cut and glue the polygons together to create the rabbit.

Name: _____

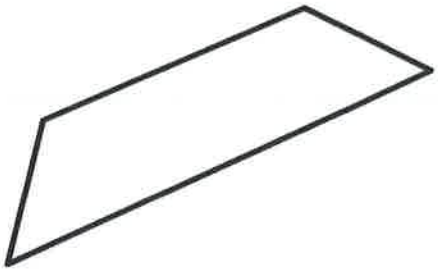

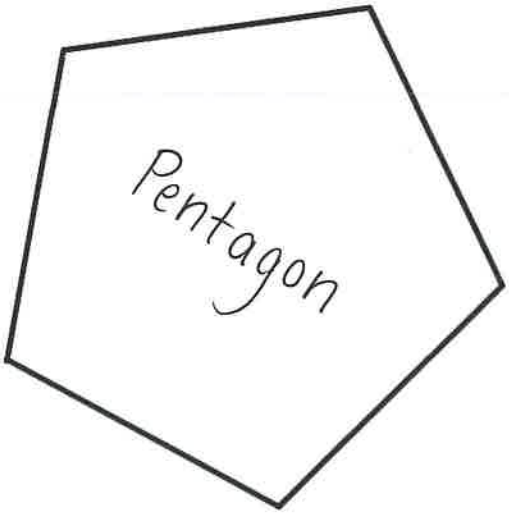

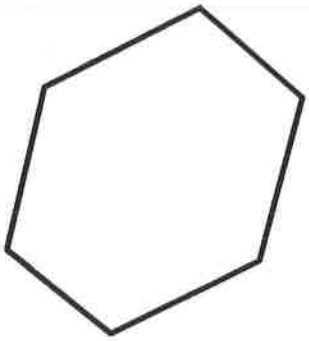



Guide:

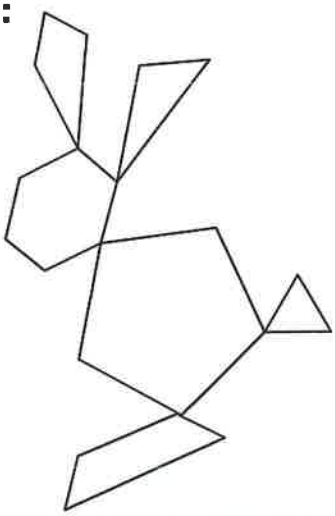

Graffiti Wall Spelling

Create a graffiti wall by writing each of your spelling words on a brick. Use fancy writing, color and designs to make your graffiti wall interesting!

© Katie Walker 2017

Name: Date:

Weird Weather Facts!

You can tell the temperature by counting a cricket's chirps.

Practice It!

(optional)
Draw it!

Check It!

- ☐ Finger Spaces
- ☐ Capital Letters
- ☐ Punctuation
- ☐ My Best Work

©The Sprinkle Topped Teacher

* TEST * Thursday, April 23

Week 4 Assessments

Bible: Tear out and turn in the workbook pages with the packet on Friday, April 24th for a test grade. The crossword will count as a quiz grade.

Science: No quiz or test

Math: No quiz or test

Reading: All students will take the AR quiz on The Indian in the Cupboard. Please see Thursday's outline or the Facebook post for specific instructions.

Language: All students will submit the video assigned on Thursday for a language test grade. The video can be sent directly to Mrs. Jones or posted to the class Facebook page. It is due by Sunday, April 26th at midnight.

Spelling: The attached spelling assessment may be completed on Thursday, April 23rd and turned in with the Week 4 packet on Friday, April 24th **--OR--** students may follow the link on the class Facebook page to take the test online.

Handwriting: Turn in the handwriting page completed on Thursday for a test grade.

Name _____ Date_____ Score _____

Spelling Test
Adding–ing to a Root Word

Directions: Use your knowledge of the rules for adding –ing to a root word to fill in the missing words.

Root Word	**-ing**
dance	
hope	
slide	
run	
throw	
save	
bake	
love	
change	
write	
shine	
jog	
swing	
shop	
bite	