



Press the POWER button to turn on your Chromebook

Keyboard



Remember to keep your Chromebook plugged in and charged.



Trackpad



DO NOT LOSE YOUR BADGE!

Your badge is required to sign in to your chromebook and to receive food at your lunch distribution site.
If you lose your badge, please contact your teacher as soon as possible to let them know.



Sign in to your Chromebook

This device is managed by lagunaed.net and requires you to sign in every time.

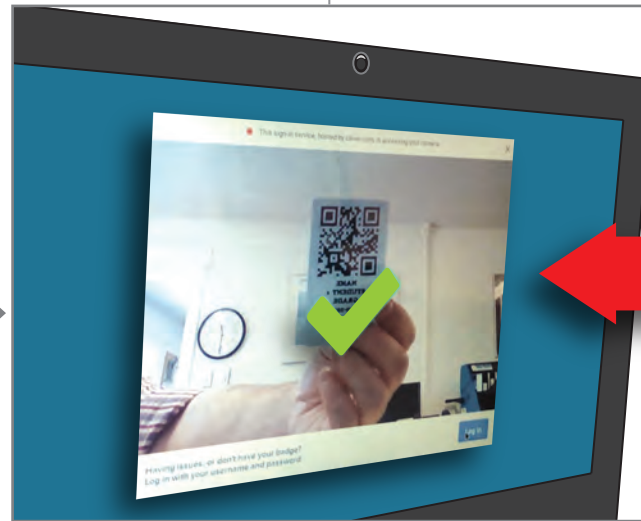
[Sign in with a different account](#)



< Back

Next >

3 At the Sign In screen, click "Next"



4 The Chromebook camera will start and you will see a window displaying what the camera sees.

Hold your Clever ID Badge facing the computer's camera.

A green check-mark should appear.

Note: If you do not see the Clever camera screen, Close the window and retry clicking "Next".

5

7th & 8th Graders ONLY

You will have to enter your 6-digit pin every time you log into your Chromebook and Clever.

Your pin can be found on paperwork provided by your teacher.

- Enter the 6-digit pin
- Click "Log in"

Clever Badges

Clever Badge verified
Welcome back!

Clever protects your account with a secure PIN to add an extra layer of security and keep the bad guys out.

Enter your 6-digit PIN below

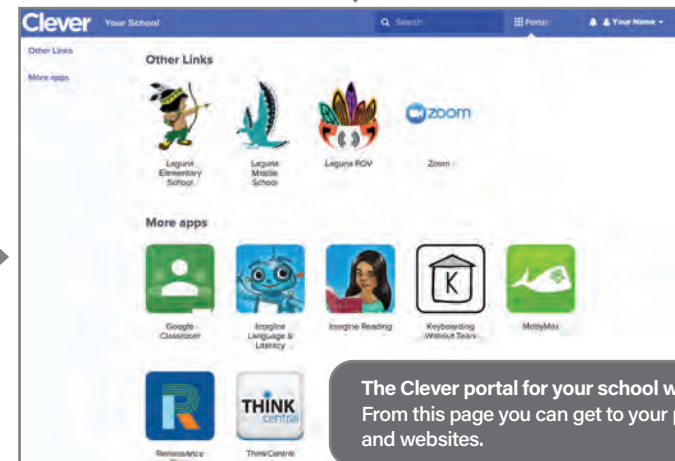
6-DIGIT PIN

REQUIRED Show

If you've forgotten your PIN your teacher can [help you](#) log in and reset it.



Log in



The Clever portal for your school will load. From this page you can get to your programs and websites.



School Links



These links go directly to your school's website



Laguna POV

You will have to log into the site with your own Username and Password. Laguna POV is run by the tribe. Contact their web team for help: <https://www.lagunapov.com/external-contact-form>



Imagine Learning K-2

This link will take you to Imagine Learning. You will have to click on which product you wish to use:



Imagine Read 3-8

This link will take you to Imagine Learning. You will have to click on which product you wish to use:



Renaissance Place

You will have to log-in to this website. Log in information will be provided by your teacher.



Keyboarding Without Tears

Grades 2-5

This link will take you directly to your keyboarding lessons.



IXL

This link will take you directly to your IXL lessons.

Grades 6-8



Moby Max

This link will take you directly to your Moby Max home screen and lessons.

Google Classroom

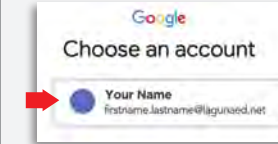
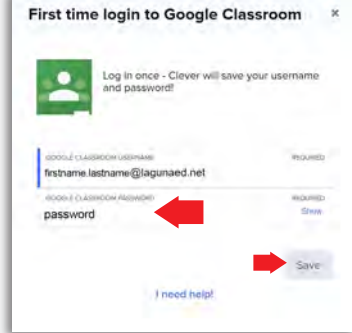


1 When you click Google Classroom, a sign in window will appear and you will have to provide your password which is: **password**

• Then click "Save"


Note:

Your Google Classroom Username should be pre-filled, but if it is missing, you may enter it: **firstname.lastname@lagunaed.net**

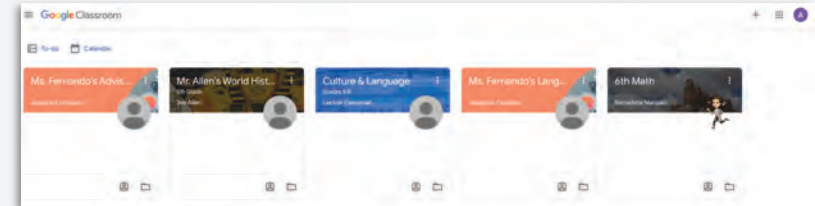


2 On the "Choose an account" screen, click your name.

3 On the "Pick your role" window, click: "I'm a Student"



4 Your Google Classroom page will load. Click on a class name to continue to your assignments.



QUESTIONS?
Contact Your Teacher



Think Central

This link will take you to a sign in page where you will need to select a few options to continue.

From the drop-down menu in each category, select the following:

- State: **NEW MEXICO**
- District: **Bureau of Indian Affairs School**
- SCHOOL: **Select your school (LES or LMS)**
- Tick the check box: **"Remember my school"**

Enter the User Name and Password that your teacher has provided you, then Click Log In.

Your Think Central homepage will load.



CHROMBOOK USER TIPS

The bottom bar has a selection of apps like the **1. Chrome** web browser, **2. Gmail** for checking your email, **3. Documents** for writing, and **4. YouTube** for web videos.

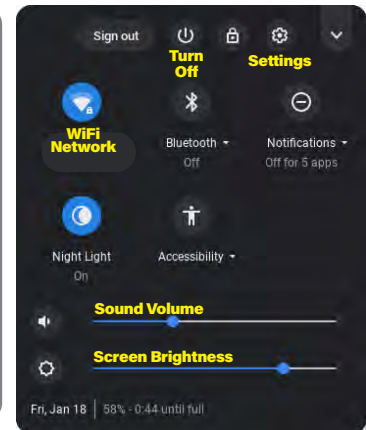
Click this button to expand to show all your apps



1. 2. 3. 4.



Click here to expand options



! If you lose connection to the internet, click the time in the lower right to open a larger window of options.

Click the area that says WiFi Network. Choose the network you wish to use.