
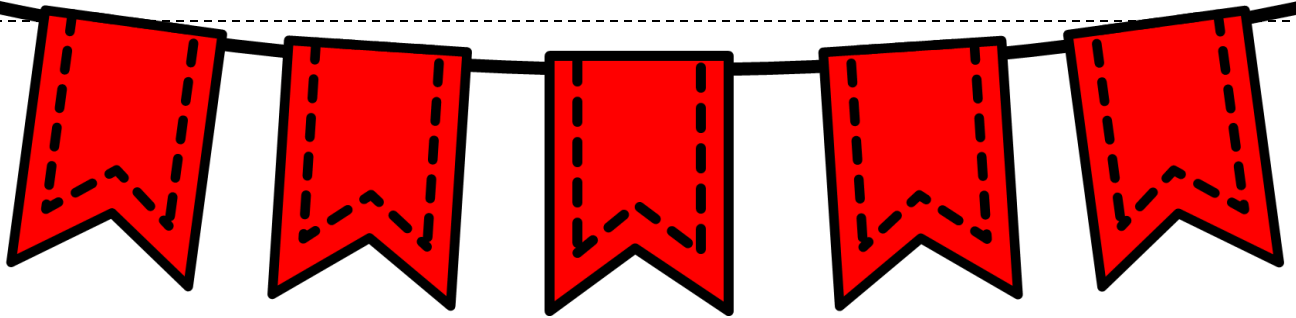


• Visual Recipe.
English Muffin
Pizza





•Thank You!•

Thank you so much for downloading this visual recipe! Please note that all rights are reserved to the author.

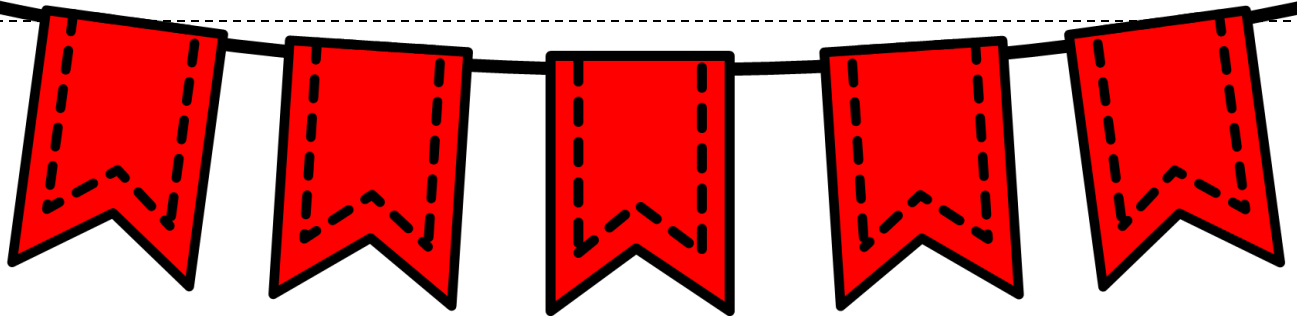
Do not copy, resell, or distribute.

•Directions•

- Print and laminate pages 4-12 for durability.
- I cut apart page 9 and put Velcro dots on each strip and also in each box on page 10 for a hands-on sequencing activity.
- Use the vocabulary & comprehension question sheets (lower level or upper level) after your review the recipe steps with your students.

Happy Cooking! 😊





• Follow Me! •

Follow me on Instagram @thespeechhive

Use #thespeechhive so I can see
how you're using my products! 😊

If you have any questions please do not hesitate to
email me at stroeemel@yahoo.com



Visit my TPT store [here!](#)

Ingredients



Toaster Oven




Spoon



Plate




1 Tablespoon



English Muffin




Tomato or Pizza Sauce




Cheese

Ingredients



Pepperoni



Green Peppers

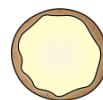
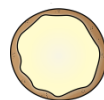


Mushrooms

Instructions



1. Set the toaster oven to 375 degrees.



2. Split your English muffin into two pieces.



3. Put 1 tablespoon of sauce on each side.



4. Sprinkle cheese on top of each side.



5. Add pepperoni, peppers, or mushrooms.



6. Place in the toaster oven for 10 minutes.



7. Take out, put on a plate, and Enjoy!
CAREFUL! IT WILL BE HOT!

Vocabulary

Toaster Oven



Spoon



Plate




Measuring
Spoon



English muffin



Tomato Sauce



Cheese



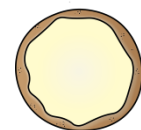
Pepperoni



Green Pepper



Mushroom



Vocabulary

Use each word correctly in a sentence

Toaster Oven:

Spoon:

Plate:

Measuring Spoon:

English muffin:

Tomato Sauce:

Cheese:

Pepperoni:

Green Pepper:

Mushroom:

Sequence the Steps



Sprinkle cheese on top of each side.



Place in the toaster oven for 10 minutes.



Put 1 tablespoon of sauce on each side.



Set the toaster oven to 375 degrees.



Add pepperoni, peppers, or mushrooms.



Split your English muffin into two pieces.



7. Take out, put on a plate, and Enjoy!
CAREFUL! IT WILL BE HOT!

Sequence the Steps

1.

2.

3.

4.

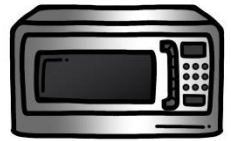
5.

6.



7.

Comprehension Questions

1. What supplies do you need for this recipe?



2. What ingredients do you need to use?



3. How many tablespoons of sauce do you need?

1

1/2

2

5

4. How long do you cook your pizza?

1 hour

2 minutes

10 minutes

Comprehension Questions

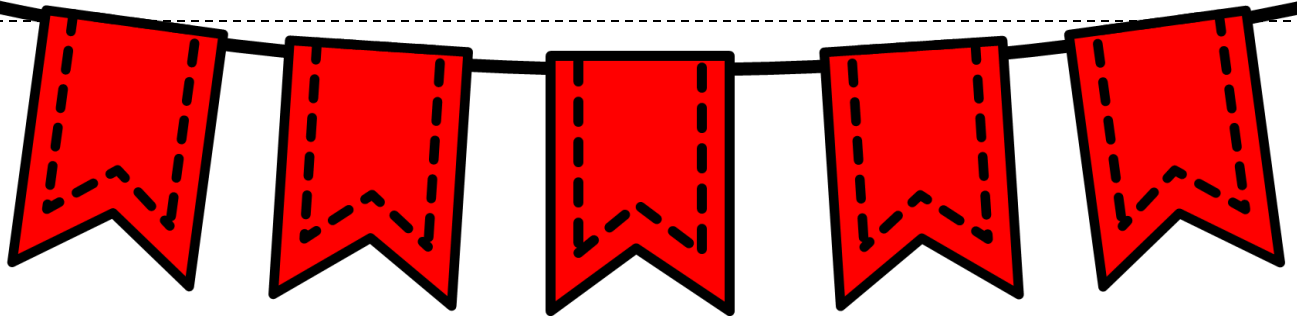
1. What supplies do you need for this recipe?

2. What ingredients does the recipe include?

3. What temperature does the toaster oven need to be set to?

4. What ingredient do you need to add last?

5. How long do you need to cook your pizza?



•Credits•

A special thanks to:

<https://www.teacherspayteachers.com/Product/Food-Digital-Clip-Art-844384>

<http://www.mycutegraphics.com/>

