

Kindergarten Lesson Plans

May 4-8

****The following link is the Kindergarten Playlist on YouTube.** Each week, we will upload instructional videos to help your child understand the concepts. Please use the lesson plans to watch the corresponding video to each lesson. The instructional packet is also provided below. Please use the lesson plan to work on the corresponding pages each day. Thank you for your help!

https://www.youtube.com/playlist?list=PL_XTzpfJVMlkOQylvSuezhGbT2UzTpMHK

Subject: Reading	
Critical Standards: 3,20,21,22,23,37,41	
Review short e sounds. Review sight words focusing on the word "that". Read cvc words and simple sentences.	
Monday	<ul style="list-style-type: none">• Watch YouTube video titled Reading May 4• Complete worksheet page "scooping up sounds" Circle the words that fits the picture. The write the word neatly using all lower case letters.• Read "The Big Egg."
Tuesday	<ul style="list-style-type: none">• Watch YouTube video titled Reading May 5• Complete worksheet page• Complete sight word worksheet (that) Trace the word that. Then write the word and. Cut out and glue the letters to spell that. Write a sentence with the word that.• Reread "The Big Egg"
Wednesday	<ul style="list-style-type: none">• Watch the YouTube video titled Reading may 6• Read the sentences on the worksheet. Fill in the missing word. You will use some words more than once. After completing each sentence, you will know how to color each picture at the top.

Thursday	<ul style="list-style-type: none"> • Watch YouTube video titled Reading May 7 • Complete sight word sentence page. Cut out sight words at the bottom of the page. Glue them back together to make a sentence that make sense . Illustrate your sentence. • Reread “The Big Egg”
Friday	<ul style="list-style-type: none"> • Watch YouTube video titled Reading May 8 • Complete reading assessment page Read the words and sentences. Check each word you read correctly. Have you parents circle any words you miss in the sentences. .

Subject: Math
Standards/Skill: 8, 9, 12 – subtraction

Monday	<ul style="list-style-type: none"> • Watch YouTube video titled Math May 4 • Find the difference (answer).
Tuesday	<ul style="list-style-type: none"> • Watch the YouTube video titled Math May 5 • Goldfish Subtraction – Solve the subtraction facts in the goldfish.
Wednesday	<ul style="list-style-type: none"> • Watch the YouTube video titled Math May 6 • Subtraction – find the difference (answer).
Thursday	<ul style="list-style-type: none"> • Watch YouTube video titled Math May 7 • Surfing with Subtraction – find the difference (answer).
Friday	<ul style="list-style-type: none"> • Watch YouTube video labeled Math May 8 • Complete the assessment (Subtract and Solve)

Subject: Science
Critical Standard: 3

Monday	<ul style="list-style-type: none"> • Think about it: What is a living thing? What is a nonliving thing? Talk to someone in your family and tell them what you think these words mean. • Watch YouTube video: https://youtu.be/Gy60BqCnTG4 • Draw and label two living things and two nonliving things.
Tuesday	<ul style="list-style-type: none"> • Watch YouTube video: https://youtu.be/ ZRLFeTHA8c • Draw a picture of a plant, and include the things it needs to live.
Wednesday	
Thursday	

May 4-8

Kindergarten- Mrs. Martin's Groups

Please access the playlist on YouTube at the following website. Look for the Videos titled **Martin and the date**. These videos will follow the pages in your packet to help you continue learning during this time.

Kindergarten Playlist-

https://www.youtube.com/playlist?list=PL_XTzpfJVMlkOQylvSuezhGbT2UzTpMH_K

This playlist can also be accessed on the Pine Level website-

www.pinelevelelem.com

****Your teachers are available to help you Monday-Friday 8:00-3:00. Please reach out to them if you need assistance. You may also e-mail me at**

Kristal.martin@acboe.net .

Instructions-

1. **Video- Martin May 4- Introduction and Three Part Drill** *If you don't have access to the video, please use the alphabet letters in your child's binder to review letter names and letter sounds. Introduce k letter and sound.
2. **Video- Martin May 5-** Practice writing both the lowercase and upper case k. For the lowercase k, start at the top, pull down, pick up, slant out and in, slant in and out and stop. For the uppercase K, start at the top, pull straight down, pick up, slant out and in (from the top), slant in and out. Practice Page 2- Look at the top of the page to practice saying the k sound, and write both a lowercase k and uppercase K on the pictures that begin with the "k" sound.
3. **Video- Martin May 6-** Review k, and practice reading k /k/ word list. Use the video to work on the dictation page. If you don't have access to the video, use the words and sentence below to call out for your students to write.
 1. kid
 2. Kim
 3. kit
 4. kip

Sentence- A kid did jig.

The Red Egg

Ed got a big, red, hen egg. Ed set the egg on a mat. Ed sat on the bed. What can Ed do with the red egg? Ed can hop well with the red egg. Hop, Ed, hop. Ed can toss the red egg in a big net. Toss it, Ed. Ed can pass the red egg in a tin can. Pass it, Ed. Ed can set the red egg in a big pot. Set it, Ed. Ed can add ham to the big, red, hen egg. Ed and Tim can grin.



Scooping Up Sweet Sounds

Circle the Word

Write the Word



get net



pen pet



bed fed



jet wet



vet net



ten hen



jet beg



men web



what

Name: _____

Trace the word and say it aloud:

what what



What time is it



Write the word:

Cut out the letters at the bottom of the page and mix them up. Then paste them in the right squares to finish the sentence:

--	--	--	--

time is it?

Write the word to finish the sentence:

time is it?


Write your own sentence using the word:

What

Name _____

Skill: Completing sentences,
Following directions

Read the sentences to find out how to color the picture.



1. The black rabbit hid in the _____

2. A yellow duck sat in the _____

3. The orange box was on the _____

4. A blue hat was on the brown _____

5. The bear was on the green _____


6. The yellow _____ flew up and up.

Name _____ Date _____

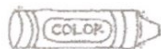


Glue the sentence in the correct order.

--	--	--	--	--



Write the sentence neatly.



Illustrate your sentence.



©2013 Teaching With Love and Laughter



weather.

love

spring

the

I

Name _____

Read the Words

pet ☐

have ☐

nest ☐

little ☐

hen ☐

bend ☐

kept ☐

for ☐

step ☐

next ☐

two ☐

rest ☐

Read the Sentences

1. We have a pet hen.
2. A little rest will help you.
3. Mom kept one pen for Dad and me.
4. Where are two red jets?
5. Fred sat next to the little pup.

Note to Teacher: Children read each word. Children read two sentences.



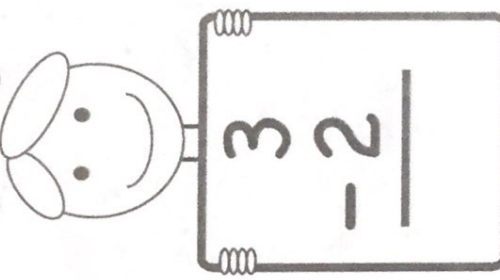


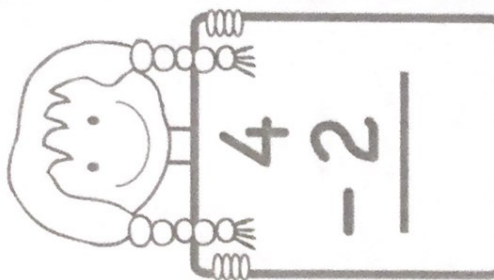




Scoring for Read the Words: Score 1 point for each correct word.

Short e (*pet, nest, hen, bend, kept, step, next, rest*) _____ / 8

High-Frequency Words (*have, little, for, two*) _____ / 4

May 4

www.worksheetfun.com

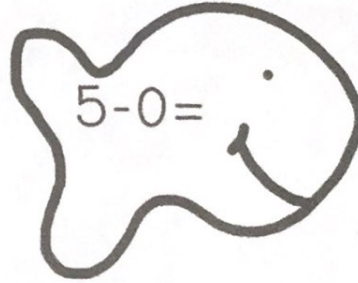
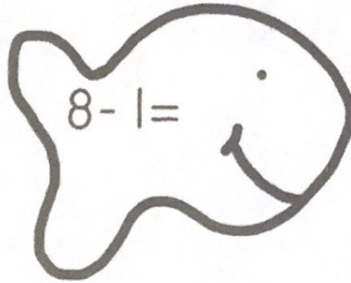
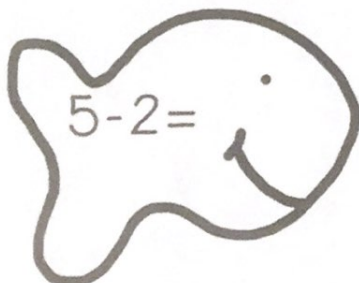
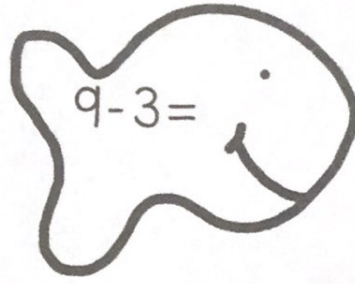
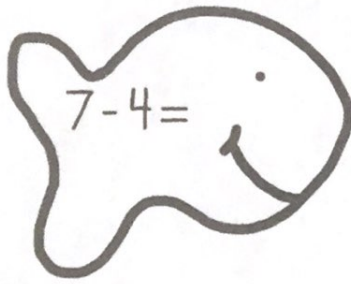
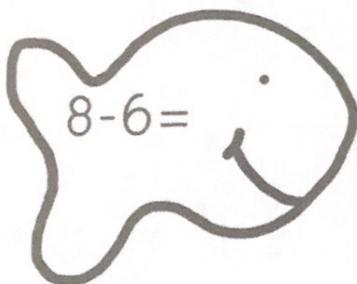
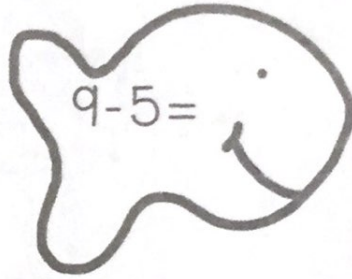
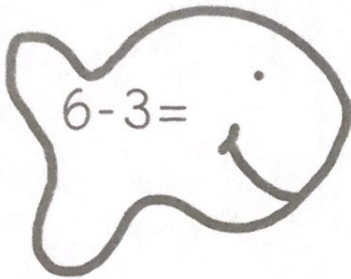
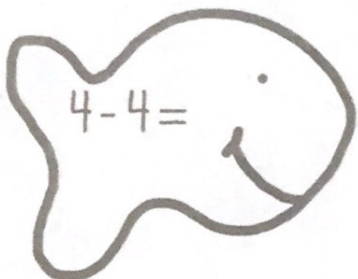
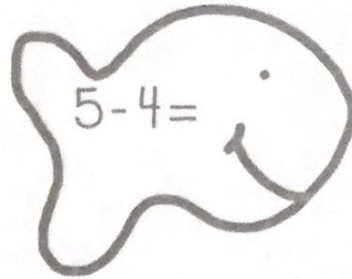
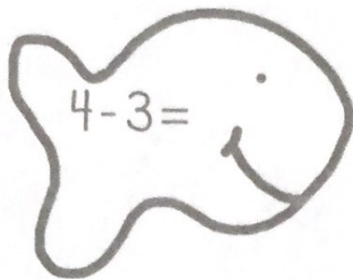
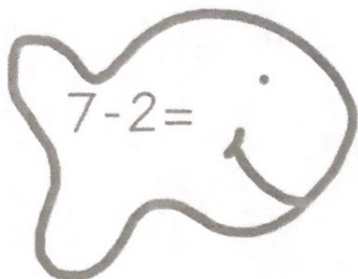


May 5

Name _____

Goldfish Subtraction

Directions: Solve the subtraction facts in the goldfish.



May 6



Subtraction

NAME: _____

$$\begin{array}{r} 10 \\ - 4 \\ \hline \end{array}$$

$$\begin{array}{r} 3 \\ - 3 \\ \hline \end{array}$$

$$\begin{array}{r} 7 \\ - 6 \\ \hline \end{array}$$

$$\begin{array}{r} 9 \\ - 2 \\ \hline \end{array}$$

$$\begin{array}{r} 4 \\ - 2 \\ \hline \end{array}$$

$$\begin{array}{r} 5 \\ - 2 \\ \hline \end{array}$$

$$\begin{array}{r} 8 \\ - 1 \\ \hline \end{array}$$

$$\begin{array}{r} 9 \\ - 5 \\ \hline \end{array}$$

$$\begin{array}{r} 4 \\ - 4 \\ \hline \end{array}$$

$$\begin{array}{r} 5 \\ - 3 \\ \hline \end{array}$$

$$\begin{array}{r} 8 \\ - 0 \\ \hline \end{array}$$

$$\begin{array}{r} 7 \\ - 3 \\ \hline \end{array}$$

May 7

Name: _____

Surfing With Subtraction

1. $7 - 4 =$ _____ 9. $5 - 3 =$ _____

2. $8 - 3 =$ _____ 10. $7 - 6 =$ _____

3. $3 - 1 =$ _____ 11. $9 - 4 =$ _____



4. $9 - 7 =$ _____ 12. $4 - 1 =$ _____

5. $4 - 2 =$ _____ 13. $8 - 5 =$ _____

6. $8 - 6 =$ _____ 14. $9 - 7 =$ _____

7. $7 - 3 =$ _____ 15. $6 - 3 =$ _____

8. $6 - 4 =$ _____ 16. $3 - 2 =$ _____



Name: _____

Subtract and Solve

$$5 - 0 = \boxed{}$$

$$10 - 6 = \boxed{}$$

$$7 - 2 = \boxed{}$$

$$9 - 7 = \boxed{}$$

$$8 - 4 = \boxed{}$$

$$6 - 5 = \boxed{}$$

$$10 - 3 = \boxed{}$$

$$9 - 9 = \boxed{}$$

$$\begin{array}{r} 9 \\ - 4 \\ \hline \end{array}$$

$$\begin{array}{r} 3 \\ - 0 \\ \hline \end{array}$$

$$\begin{array}{r} 6 \\ - 5 \\ \hline \end{array}$$

$$\begin{array}{r} 7 \\ - 4 \\ \hline \end{array}$$

$$\begin{array}{r} 10 \\ - 7 \\ \hline \end{array}$$

$$\begin{array}{r} 8 \\ - 6 \\ \hline \end{array}$$

$$\begin{array}{r} 4 \\ - 2 \\ \hline \end{array}$$

$$\begin{array}{r} 6 \\ - 2 \\ \hline \end{array}$$