

Kindergarten Lesson Plans
May 11-15

**The following link is the Kindergarten Playlist on YouTube. Each week, we will upload instructional videos to help your child understand the concepts. Please use the lesson plans to watch the corresponding video to each lesson. The instructional packet is also provided below. Please use the lesson plan to work on the corresponding pages each day. Thank you for your help!

https://www.youtube.com/playlist?list=PL_XTzpfJVMlkOQyIvSuezhGbT2UzTpMHK

Subject: Reading	
Critical Standards: 1,3,20,21,22,23,37,41 Review short o sound; sound out cvc words with short o; review sight words, focusing on "with"	
Monday	<ul style="list-style-type: none">• Watch YouTube video titled Reading May 11• Complete worksheet page. Look at each picture. Find a word that matches the picture and circle it. Write the word you circled.• Read "Fun With Spot"
Tuesday	<ul style="list-style-type: none">• Watch YouTube video titled Reading May 12• Complete sight word worksheet (with) Trace the word with. Then write the word with. Cut out and glue the letters to spell with. Write a sentence with the word with.• Reread "Fun With Spot"
Wednesday	<ul style="list-style-type: none">• Watch the YouTube video titled Reading May 13• Use the words under the picture to fill in the six sentences. You will use one word more than once. After completing the sentences, go back and color the picture the correct color according to your answers.
Thursday	<ul style="list-style-type: none">• Watch YouTube video titled Reading May 14

	<ul style="list-style-type: none"> • Cut out the words and rearrange them to say “ We will have a picnic.” Write the sentence. Illustrate the sentence.
Friday	<ul style="list-style-type: none"> • Watch YouTube video titled Reading May 15 • Complete reading assessment page Read the words and sentences. Have you parents put a check by each word you read correctly. Circle any word you miss reading the sentences.

Subject: Math
Standards/Skill: 3, 4, 5, 6 – graphing

Monday	<ul style="list-style-type: none"> • Watch YouTube video titled Math May 11 • Spring Graphing – count, color and graph.
Tuesday	<ul style="list-style-type: none"> • Watch the YouTube video titled Math May 12 • Under the Sea – count, color and graph.
Wednesday	<ul style="list-style-type: none"> • Watch the YouTube video titled Math May 13 • Count and Graph – count the objects & graph them.
Thursday	<ul style="list-style-type: none"> • Watch YouTube video titled Math May 14 • Coolest Robot – use the data in the tally chart to complete the graph & answer the questions.
Friday	<ul style="list-style-type: none"> • Watch YouTube video labeled Math May 15 • Complete the assessment – Favorite Zoo Animal – use the data in the tally chart to complete the graph & answer the questions.

Subject: Social Studies
Critical Standard: 10

Monday	<p>Directional Words</p> <ul style="list-style-type: none"> • Watch YouTube Video: https://youtu.be/ykmFyHJq6FY • Practice using the words by playing a game with someone in your family. First, hide a toy or object while the other person is not looking. Using the directional words from the video, help the person find the hidden object by giving them directions (up, down, left, right, in, out, above, below).
--------	--

May 11-15

Kindergarten- Mrs. Martin's Groups

Please access the playlist on YouTube at the following website. Look for the Videos titled **Martin and the date**. These videos will follow the pages in your packet to help you continue learning during this time.

Kindergarten Playlist-

https://www.youtube.com/playlist?list=PL_XTzpfJVMikOQyIvSuezhGbT2UzTpMHK

This playlist can also be accessed on the Pine Level website-

www.pinelevelem.com

**Your teachers are available to help you Monday-Friday 8:00-3:00. Please reach out to them if you need assistance. You may also e-mail me at

Kristal.martin@acboe.net.


Instructions-

- 1. Video- Martin May 11- Introduction and Three Part Drill** *If you don't have access to the video, please use the alphabet letters in your child's binder to review letter names and letter sounds. Introduce p letter and sound.
- 2. Video- Martin May 12-** Practice writing both the lowercase and upper case p. For the lowercase p, pull way down to the basement, push straight back up, loop around right, and stop. For the uppercase p, start at the top, pull straight down, pick up, loop around right and stop. Practice Page 2- Look at the top of the page to practice saying the p sound, and write both a lowercase p and uppercase P on the pictures that begin with the "p" sound.
- 3. Video- Martin May 13-** Review p, and practice reading p /p/ word list. Use the video to work on the dictation page. If you don't have access to the video, use the words and sentence below to call out for your students to write.
 1. cap
 2. hop
 3. lap
 4. pig
 5. tap

Sentence- The cop got hot.

Fun with Spot

Spot is my pup. Spot is not a big pet.
Spot can run fast. Spot will run for fun.
Spot will run up the hill. Spot can dig.
Spot will dig in the mud. Spot will dig up
a lot of mud. Spot can tug. I will tug
with Spot. What did Spot tug? Spot
can sip. If it is hot, Spot will sip a lot.
Spot can sit. Spot will sit on my lap on
top of the hill. I will hug Spot. Spot had
fun. We will jump up.



Name _____


Short u

Circle & Write

Name the picture. Circle the matching word. Write it!



mad mug mud



sun sub sup



bun bud bus



run rut rub



hot hit hut



cut cat cot



sup sub sun



hug hog hag



big bug beg

with

Name: _____

Trace the word and say it aloud:

with with with



I want a burger
with fries.

Write the word:

Cut out the letters at the bottom of the page and mix them up. Then paste them in the right squares to finish the sentence:

I want a burger

--	--	--	--

 fries.

Write the word to finish the sentence:

I want a burger _____ fries.


Write your own sentence using the word:

with

Name _____

Skill: Completing sentences,
Following directions

Read the sentences to find out how to color the picture.



1. The red bug sat on the _____


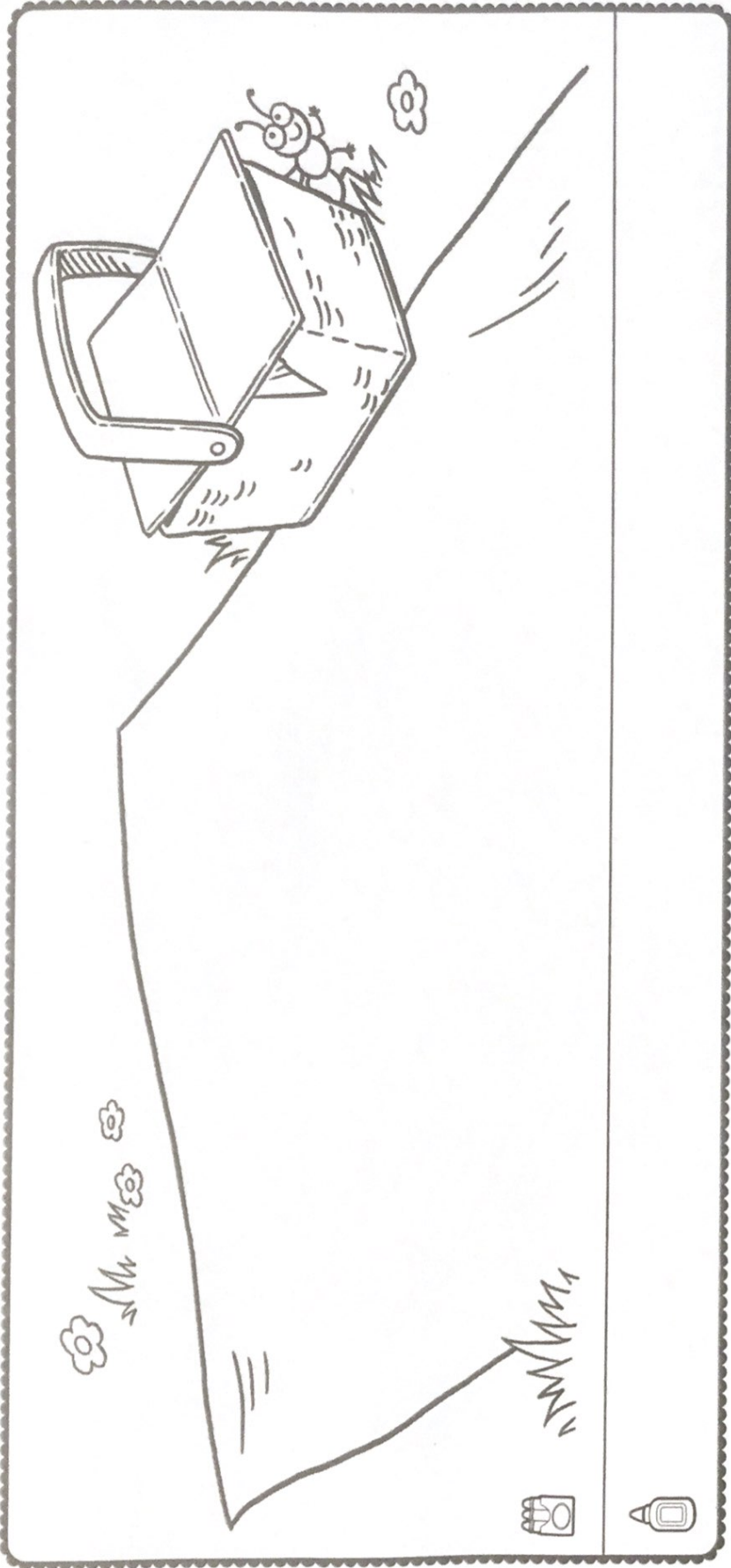
2. A blue hat was on the _____

3. The brown dog got down from a _____

4. A black mouse sat on the _____

5. The green turtle was on the _____

6. The yellow box was on the green _____



Name _____

Assessments

Read the Words

bump

sun

look

hut

rug

green

said

drum

must

club

with

bun

Read the Sentences

1. Nat must go to the club.
2. They sat on the rug with Bud.
3. "I did not bump the hut," said Bill.
4. Go and have fun in the sun.
5. She just got a bib for Gus.

Note to Teacher: Children read each word. Children read two sentences.

Scoring for Read the Words: Score 1 point for each correct word.

Short *u* (*bump, sun, hut, rug, drum, must, club, bun*) _____ / 8


High-Frequency Words (*look, green, said, with*) _____ / 4

May 13

Name _____

COUNT and GRAPH




Count the objects. Graph them below.








Name: _____

Use the data in the tally chart to complete the graph.

	A	
	B	
	C	

Coollest Robot

9				
8				
7				
6				
5				
4				
3				
2				
1				
		A		B
				C




Which robot got the most votes?

Which robot got the least votes?

How many votes were there in all?

Name: _____

Use the data in the tally chart to complete the graph.

Which animal got the most votes?

Which animal got the least votes?

How many votes were there in all?

Favorite Zoo Animal

9									
8									
7									
6									
5									
4									
3									
2									
1									
	