

Bonaire Elementary School School Council Meeting Agenda

Bonaire Elementary School Council
March 5, 2021



1. Call to Order
2. Welcome
3. Approval of Agenda
4. GMAS update
 - Woods and Kemp in opposition of testing.
 - Will take place in the spring
 - Scores will not be used for punitive measures or school scores.
 - Focus on knowing the current level of achievement for students and using data for instructional purposes

5. MAP data:

SchoolName	Bonaire Elementary			
SWD	(All)			
GTE	(All)			
ED	(All)			
EL	(All)			
Distance Learning Checkbox	(All)			
StudentEthnicGroup	(All)			
Row Labels		Average of W21 %tile	Average of F-W Growth %	Average of W-W Growth %
3		62.0	57.3	55.7
Language Arts		62.7	56.0	56.3
Mathematics		60.6	59.9	55.0
4		62.0	60.3	54.3
Language Arts		62.6	57.6	54.9
Mathematics		60.8	65.8	53.5
5		61.9	54.2	57.7
Language Arts		63.5	52.9	60.7
Mathematics		58.7	56.7	52.0
Grand Total		62.0	57.5	56.1



Student Growth Summary Report

Aggregate by School

Term: Winter 2020-2021
District: Houston County Schools

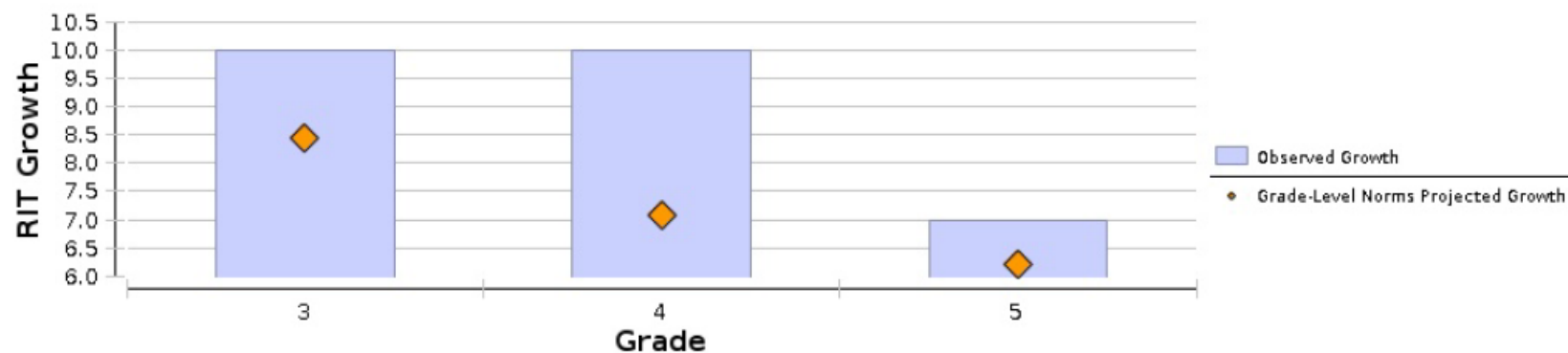
Norms Reference Data: 2020 Norms.
Growth Comparison Period: Fall 2020 - Winter 2021
Weeks of Instruction: Start - 2 (Fall 2020)
End - 19 (Winter 2021)
Grouping: None
Small Group Display: No

Bonaire Elementary

Math: Math K-12

		Comparison Periods								Growth Evaluated Against						
		Fall 2020			Winter 2021			Growth		Grade-Level Norms			Student Norms			
Grade (Winter 2021)	Growth Count	Mean RIT	SD	Percentile	Mean RIT	SD	Percentile	Observed Growth	Observed Growth SE	Projected Growth	School Conditional Growth Index	School Conditional Growth Percentile	Count with Projection	Count Met Projection	Percent Met Projection	Student Median Conditional Growth Percentile
3	90	190.1	12.7	67	200.3	12.3	77	10	0.6	8.4	1.37	91	90	58	64	63
4	141	202.0	11.3	69	211.8	10.7	81	10	0.5	7.1	2.24	99	141	104	74	76
5	117	213.5	11.5	76	220.7	12.4	79	7	0.6	6.2	0.70	76	117	68	58	59

Math: Math K-12





Student Growth Summary Report

Aggregate by School

Term: Winter 2020-2021
District: Houston County Schools

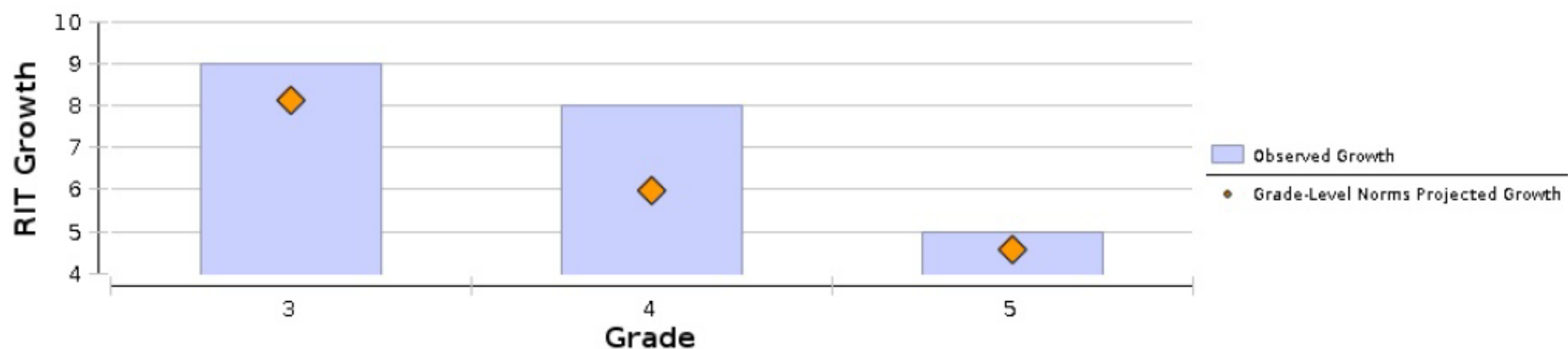
Norms Reference Data: 2020 Norms.
Growth Comparison Period: Fall 2020 - Winter 2021
Weeks of Instruction: Start - 2 (Fall 2020)
End - 19 (Winter 2021)
Grouping: None
Small Group Display: No

Bonaire Elementary

Language Arts:
Language Usage

		Comparison Periods								Growth Evaluated Against						
		Fall 2020			Winter 2021			Growth		Grade-Level Norms			Student Norms			
Grade (Winter 2021)	Growth Count†	Mean RIT	SD	Percentile	Mean RIT	SD	Percentile	Observed Growth	Observed Growth SE	Projected Growth	School Conditional Growth Index	School Conditional Growth Percentile	Count with Projection	Count Met Projection	Percent Met Projection	Student Median Conditional Growth Percentile
3	88	191.4	14.8	77	200.1	13.3	80	9	0.8	8.1	0.48	68	88	48	55	53
4	139	201.2	12.7	76	208.8	11.3	83	8	0.5	6.0	1.56	94	139	87	63	65
5	115	209.7	11.7	83	214.6	11.9	84	5	0.6	4.6	0.34	63	115	68	59	58

Language Arts: Language Usage



Over



Student Growth Summary Report

Aggregate by School

Term: Winter 2020-2021
District: Houston County Schools

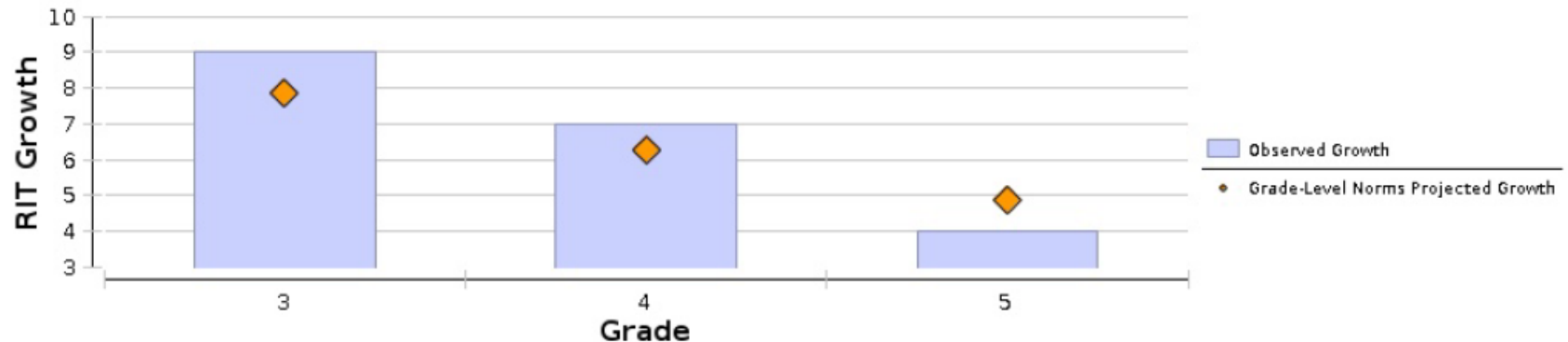
Norms Reference Data: 2020 Norms.
Growth Comparison Period: Fall 2020 - Winter 2021
Weeks of Instruction: Start - 2 (Fall 2020)
End - 19 (Winter 2021)
Grouping: None
Small Group Display: No

Bonaire Elementary

Language Arts: Reading

		Comparison Periods								Growth Evaluated Against						
		Fall 2020			Winter 2021			Growth		Grade-Level Norms			Student Norms			
Grade (Winter 2021)	Growth Count†	Mean RIT	SD	Percentile	Mean RIT	SD	Percentile	Observed Growth	Observed Growth SE	Projected Growth	School Conditional Growth Index	School Conditional Growth Percentile	Count with Projection	Count Met Projection	Percent Met Projection	Student Median Conditional Growth Percentile
3	91	192.3	15.3	83	201.1	14.3	86	9	1.0	7.9	0.73	77	91	56	62	66
4	140	202.4	14.1	82	209.8	12.8	86	7	0.7	6.2	0.92	82	140	86	61	58
5	116	212.4	12.0	89	216.6	12.3	86	4	0.7	4.9	-0.56	29	116	63	54	51

Language Arts: Reading



District MAP Comparison (WINTER Administration)

3rd grade Reading:

In terms of ACHEIEVEMENT (how well they are meeting grade level standards, etc.), 2nd in the county with 82%.

In terms of GROWTH (Fall to Winter...how much our students grew), we scored in the 77th percentile. NOTE: We have always been told that individually and as a whole, we want students above that 50th percentile mark.

3rd Grade Math:

In terms of ACHIEVEMENT, we scored 2nd at 69%.

In terms of Growth (Fall to Winter), you all scored in the 91st percentile.

4th Grade Reading:

In terms of ACHIEVEMENT, we tied for 2nd in the county with 81%.

In terms of GROWTH (Fall to Winter...how much they grew), we scored in the 82nd percentile.

4th Grade Math:

In terms of ACHIEVEMENT, we scored 1st in the county at the 73rd percentile.

In terms of Growth (Fall to Winter), we scored in the 99th percentile.

5th Grade Reading:

In terms of ACHIEVEMENT, we are 1st in the county with 84%

In terms of GROWTH (Fall to Winter...how much they grew), we scored in the 29th percentile.

5th Grade Math:

In terms of ACHIEVEMENT, we scored 2nd in the county at the 71st percentile

In terms of Growth (Fall to Winter), we scored in the 76th percentile.

Next Steps:

- We met with teachers regarding assessment data regarding individual scores, grade level, and school/county wide
- Teachers used a triangulation of data (MAP, BEACON (state formative assessment that looks like GMAS), unit assessments) to determine a plan for the next several months before GMAS
- Gardner/Pinckley working with small groups of 5th grade students

5. Spring Semester:

- Planning a 5th grade in-person awards program at VHS
- Still determining 3rd and 4th grade

- PTO Fun Fridays are starting back today! Held outside during recess.
- Virtual Job Fair <https://sites.google.com/hcbe.net/2021teacherfair/home/ES?authuser=0>
- Interviewing Season. 4 general teachers, 1.5 IR Sped teachers
- 3 months remaining. “It’s the second half of the game. We have to finish strong.”-Tanya Harden
- Possibility of emailing for some opinions for next year or a called zoom.
- March 16th is Election Day. E-splotted voting

6. FY 21-22 School Council

7. Adjournment

*Bonaire Elementary School Council
101 Elm Street
Bonaire, Georgia 31005
478-929-7826
www.hcbe.net
Dr. Catherine Gardner, Principal*