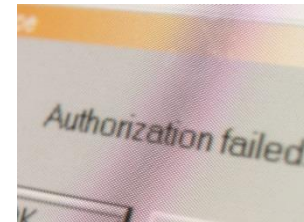
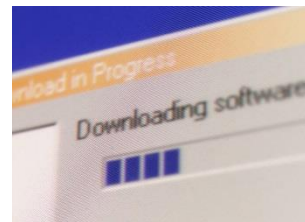

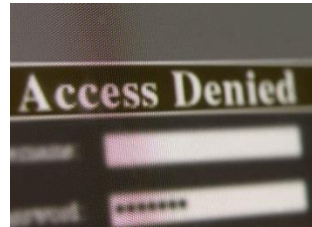
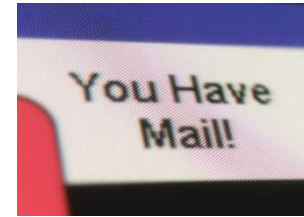


# INTERNET SAFETY



Microsoft Office Clip Art



# CIPA – The Child Internet Protection Act

- ▶ CIPA requires K–12 schools and libraries using E–Rate discounts to operate “a technology protection measure with respect to any of its computers with internet access that protects against access through such computers to visual depictions that are obscene, child pornography, or harmful to minors.”



# The Miller County School System

- ▶ The school system uses a CISCO ASA 5515-X firewall and filter system to prevent student access to inappropriate online materials.
- ▶ The CISCO ASA 5515-X complies with CIPA requirements.



Microsoft Office Clip Art



Please Do Your Part To Protect Your Child!

# TALK TO YOUR KIDS!

The best way to protect your kids online is to talk to them. While kids value the opinions of their peers, most tend to rely on their parents for help on the issues that matter most.

The Federal Trade Commission manages a website devoted to online safety. Please use their resources to protect you and your children.



# Offers “HEADS UP,” a guide to talking to Middle and High School Children About Internet Safety





# Internet Safety Resources



<http://www.onguardonline.gov/>

## About Us

**OnGuardOnline.gov is the federal government's website to help you be safe, secure and responsible online.**

The Federal Trade Commission manages OnGuardOnline.gov, in partnership with the federal agencies listed below. OnGuardOnline.gov is a partner in the Stop Think Connect campaign, led by the Department of Homeland Security, and part of the National Initiative for Cybersecurity Education, led by the National Institute of Standards and Technology.



# Talking to Small Children About Internet Safety

Miller County Schools provide Elementary School  
Children with an Online Safety Training brochure.

Please follow along as  
we review the brochure.



# Some Good Basic Safety Tips

- ❑ Write and follow a set of rules for going online
- ❑ Put computers in a central location so you can monitor smaller children
- ❑ It is not advisable to “friend” anyone on Facebook that you do not know in person
- ❑ Require your child to “friend” you so you can monitor their account





- ❑ Require your child to provide a list of passwords so you can access their accounts
- ❑ Read the privacy settings guide for online sites such as Facebook and Twitter then sit down with your child and go through every setting to ensure privacy
- ❑ Software is available that monitors your child's online activity. You might want to consider this option.



# Special Concerns for Adoptive Parents

- ❖ Adoptive parents need to anticipate and plan for the possibility that online contact will occur between the child and birth family members.
- ❖ Unexpected electronic communications between the child and birth family can present complex issues and challenges.
- ❖ Facebook and other social media provide a platform for birth families to search for adopted family members
- ❖ Exercise extreme caution when posting names, photos, and personal information about adopted children online.



# Thanks For Attending



Microsoft Office Clip Art

