



2018 - 2019 • Accountability At-a-Glance • Pottsville High School

Contact Information

Pottsville High School | Pottsville School District

Principal: Jonathan S. Bradley | Superintendent: Larry Wayne Dugger

500 APACHE DRIVE Pottsville, AR 72858-

<http://pottsvilleschools.org> | (479) 968-6334

Student Information

Grades	10 - 12	Total Enrollment	363
Black	1.10 %	English Learners	1.93 %
Hispanic	5.51 %	Low-Income	31.96 %
White	91.74 %	Special Education	9.37 %

Public School Rating Score (State Accountability: A-F Letter Grade)

State Accountability	74.8	Public School Rating	A	Rating Scale	A = 73.22 and Above B = 67.96 - 73.21 C = 61.10 - 67.95 D = 52.95 - 61.09 F = 0.00 - 52.94
-----------------------------	-------------	-----------------------------	----------	---------------------	--

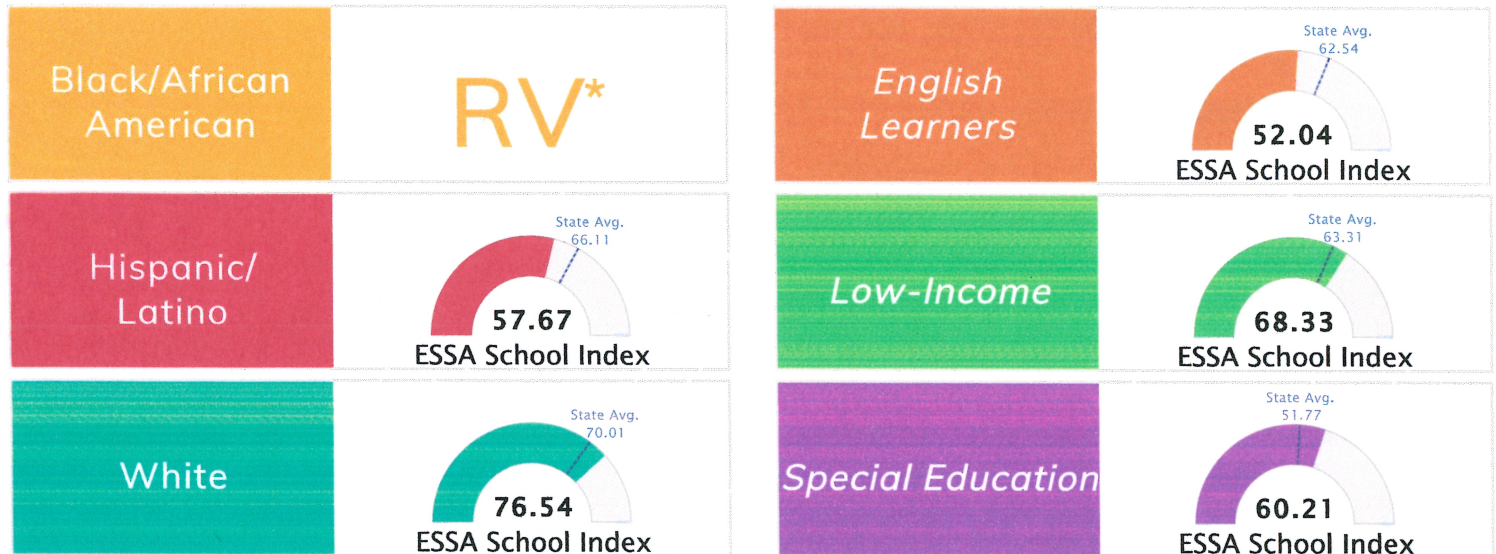
* Alternative Education (AE) program students included in attendance zone for school rating

[Learn More about Public School Rating](#)

School Performance on the ESSA School Index Score (Federal Accountability)



Graph represents where scores fall in comparison to state averages. For more information about the Every Student Succeeds Act and the ESSA School Index, visit arkansased.gov.



Note: Full color represents score

*RV = Restricted Value for sub-pops size < 10

Prepared by the Arkansas Department of Education



2018 - 2019 • Accountability At-a-Glance • Pottsville Junior High School

Contact Information

Pottsville Junior High School | Pottsville School District
Principal: Shane Thurman | Superintendent: Larry Wayne Dugger
250 APACHE DRIVE Pottsville, AR 72858-
<http://pottsvilleschools.org> | (479) 968-6574

Student Information

Grades	7 - 9	Total Enrollment	415
Black	2.17 %	English Learners	3.13 %
Hispanic	7.71 %	Low-Income	37.35 %
White	89.40 %	Special Education	14.70 %

Public School Rating Score (State Accountability: A-F Letter Grade)

State Accountability	74.91	Public School Rating	B	Rating Scale	A = 75.59 and Above B = 69.94 - 75.58 C = 63.73 - 69.93 D = 53.58 - 63.72 F = 0.00 - 53.57
-----------------------------	--------------	-----------------------------	----------	---------------------	--

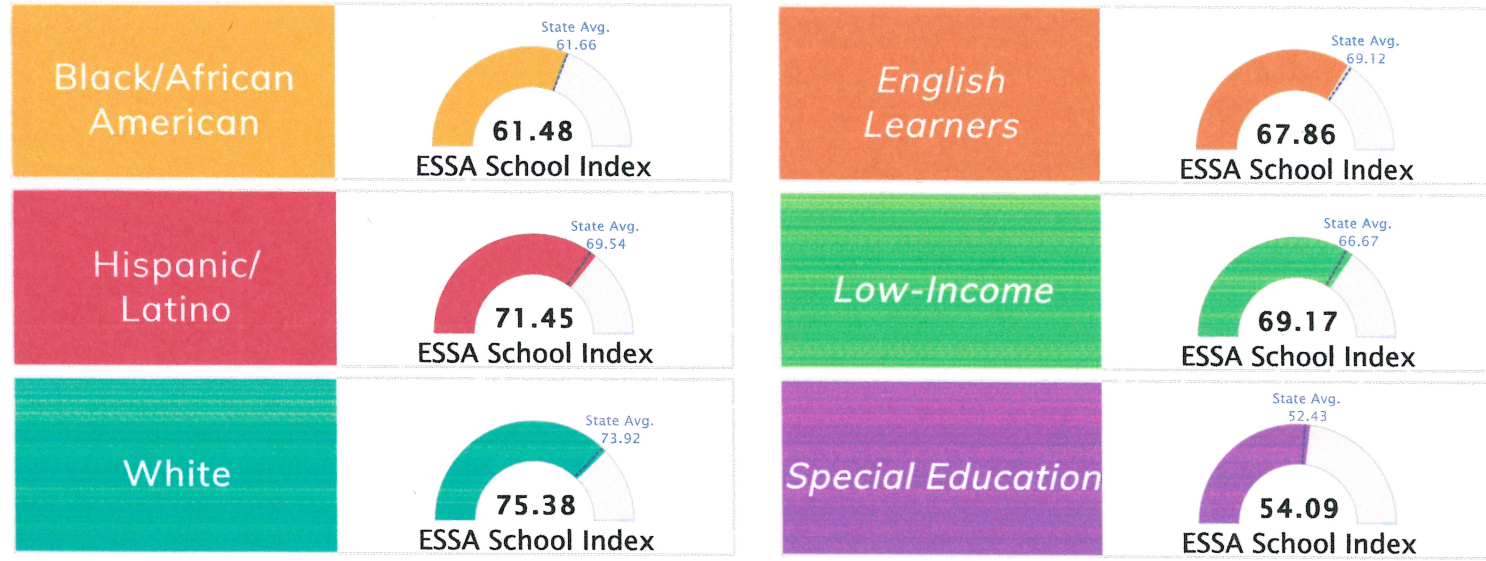
* Alternative Education (AE) program students included in attendance zone for school rating

[Learn More about Public School Rating](#)

School Performance on the ESSA School Index Score (Federal Accountability)



Graph represents where scores fall in comparison to state averages. For more information about the Every Student Succeeds Act and the ESSA School Index, visit arkansased.gov.



Note: Full color represents score

Prepared by the Arkansas Department of Education



2018 - 2019 • Accountability At-a-Glance • Pottsville Middle Grade

Contact Information

Pottsville Middle Grade | Pottsville School District
Principal: Houston L Townsend | Superintendent: Larry Wayne Dugger
6926 River Road Pottsville, AR 72858-
<http://pottsvilleschools.org> | (479) 890-6631

Student Information

Grades	4 - 6	Total Enrollment	430
Black	1.16 %	English Learners	3.72 %
Hispanic	9.07 %	Low-Income	42.79 %
White	86.74 %	Special Education	17.21 %

Public School Rating Score (State Accountability: A-F Letter Grade)



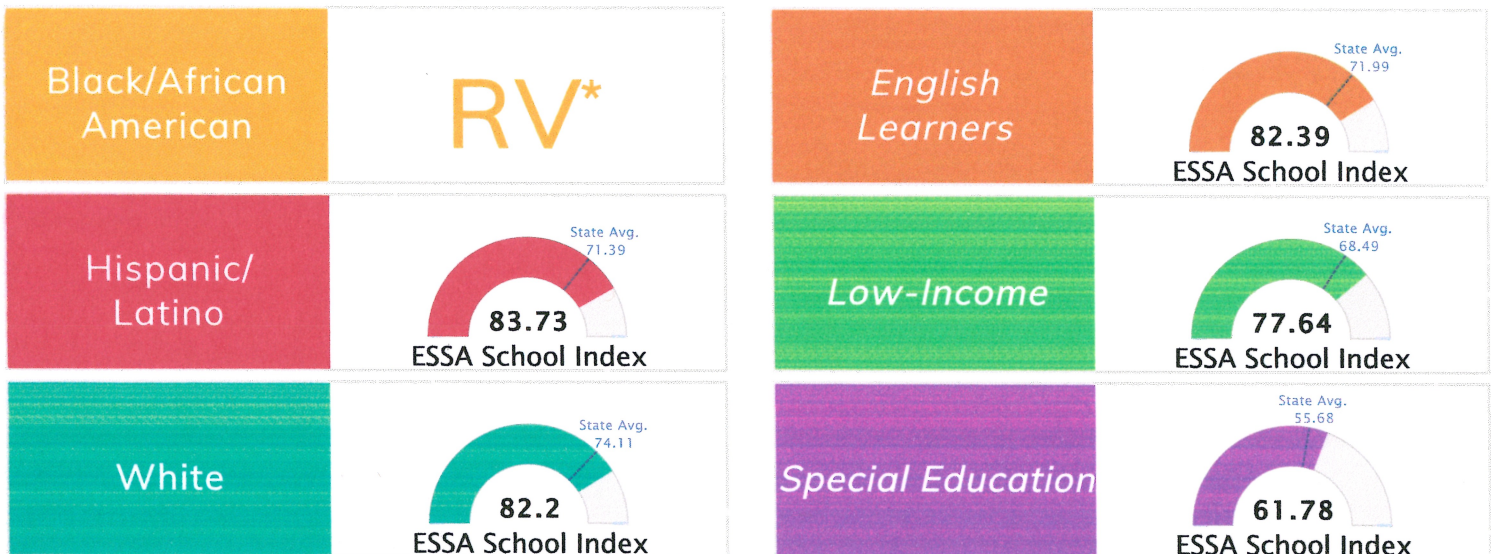
* Alternative Education (AE) program students included in attendance zone for school rating

[Learn More about Public School Rating](#)

School Performance on the ESSA School Index Score (Federal Accountability)



Graph represents where scores fall in comparison to state averages. For more information about the Every Student Succeeds Act and the ESSA School Index, visit arkansased.gov.



Note: Full color represents score

*RV = Restricted Value for sub-pops size < 10

Prepared by the Arkansas Department of Education



2018 - 2019 • Accountability At-a-Glance • Pottsville Elementary School

Contact Information

Pottsville Elementary School | Pottsville School District
Principal: Shannon Lee Davis | Superintendent: Larry Wayne Dugger
87 South "B" Street Pottsville, AR 72858-
<http://pottsvilleschools.org> | (479) 968-2133

Student Information

Grades	K - 3	Total Enrollment	506
Black	0.59 %	English Learners	5.53 %
Hispanic	8.10 %	Low-Income	48.22 %
White	89.72 %	Special Education	19.17 %

Public School Rating Score (State Accountability: A-F Letter Grade)

State Accountability	87.92	Public School Rating	A	Rating Scale	A = 79.26 and Above B = 72.17 - 79.25 C = 64.98 - 72.16 D = 58.09 - 64.97 F = 0.00 - 58.08
----------------------	--------------	----------------------	----------	--------------	--

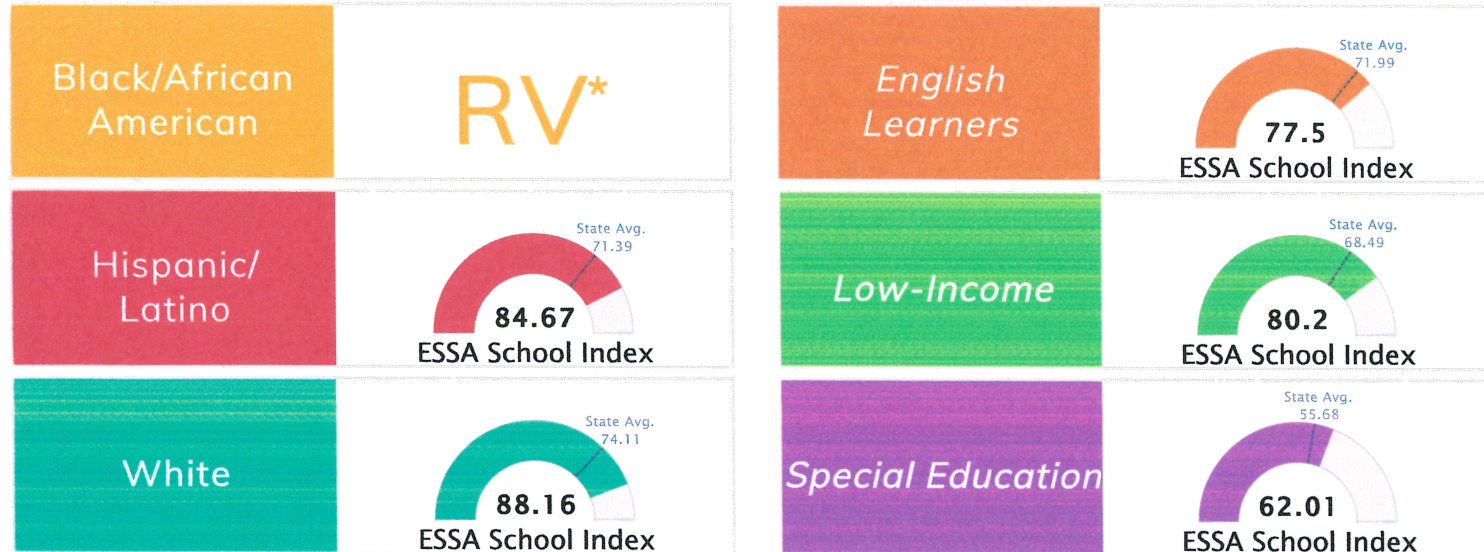
* Alternative Education (AE) program students included in attendance zone for school rating

[Learn More about Public School Rating](#)

School Performance on the ESSA School Index Score (Federal Accountability)



Graph represents where scores fall in comparison to state averages. For more information about the Every Student Succeeds Act and the ESSA School Index, visit arkansased.gov.



Note: Full color represents score

*RV = Restricted Value for sub-pops size < 10

Prepared by the Arkansas Department of Education