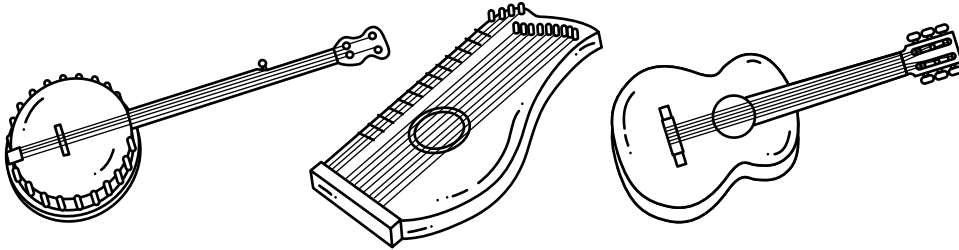


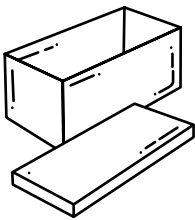
Rubber Band Music

Our sense of hearing lets us enjoy music. Some instruments we listen to have strings.



You can make your own stringed instrument.

Materials safety goggles




shoe box



pencil



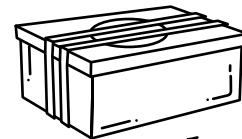

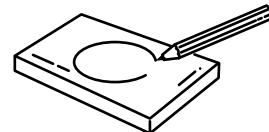
scissors



rubber bands

Steps

1. Draw a circle in the middle of the lid.
2. Cut out the circle.
3. Put the lid back on the box.
4. Stretch rubber bands of different sizes around the box and over the opening.
The rubber bands should be about 1 inch apart.
5. Pluck the rubber band strings.
Make up your own song.



Do all the rubber bands sound the same?
What differences do you notice?