



Third Grade Goal Sheet
May 4-8
Payne's Class



Contact me: mpayne@northmobilechristian.org or on Facebook messenger

Memory Verse: John 14:6 (NIV) ⁶ Jesus answered, "I am the way and the truth and the life. No one comes to the Father except through me.

Weekly Assessment Schedule

Monday	Tuesday	Wednesday	Thursday	Friday
Reading		Science	Bible Spelling Language	

Weekly Objectives:

<u>Bible</u>	<p>Monday- This week's lesson is about "A Difficult Decision" Shadrach, Meshach, and Abednego had to make. Write the Lesson 30 vocabulary on workbook page 131: bind-to forbid or to tie up closely deliver/rescue-to save from a dangerous situation rage-violent, uncontrollable anger Read Daniel 3:8-30 Use this information to fill in the blanks in the story completing "The Fiery Furnace" on page 131.</p> <p>Tuesday: Complete telling the story of "The Fiery Furnace" on page 132. Complete the circle at the bottom of the page to find out what Shadrach, Meshach, and Abednego said to King Nebuchadnezzar.</p> <p>Wednesday: Today you will write a short prayer to God remembering to include some things we've discussed in this unit. You may keep this sheet at home.</p> <p>Thursday: Complete the crossword for "A Difficult Decision."</p>
---------------------	---

	<p>I'll put a copy in your learning packet. It will on our Facebook age as an announcement. Click on the link on our web page version of this week's packet or click the link I put on our class Facebook page. If you complete it online, print it, and clip it to your learning packet. No printer? Have a parent take a picture of the screen and send it to me. This and your Bible verse sheet are your weekly tests.</p> <p>Friday: Let's meet on Facebook Live for a closing devotional and a Quizizz on Adverbs.</p>
<u>Spelling</u>	<p>Monday: The students will spell words from "Wilbur's Boast." These are words with suffixes. Play some review games on spelling city before you pretest. Complete workbook page 181 and THEN pretest on Spelling City. If you make a 100 on your first try, no spellingcity.com test Thursday.</p> <p>Tuesday: Write the root word or base word for each word on page 182. This is a daily work grade.</p> <p>Wednesday: Take the multiple-choice test in your workbook page 184.</p> <p>Thursday: Take the spellingcity.com test on words from "Wilbur's Boast" only if you didn't make a 100 Monday.</p> <p>Friday: Take the day off. You deserve it!</p> <p>ALCOS Objectives: 20d, 38f, 38g</p>
<u>Reading</u>	<p><i>If you would like to read a story to the school, have someone video you and send it to Mrs. Breedlove so she can post it on our school's Facebook page. Or send her a picture of yourself reading in your favorite unique place.</i></p> <p>Monday: Complete Reteach, page 208 Vocabulary. Find "Wilbur's Boast read aloud" on YouTube. Listen to the story. Complete the bottom of page 209. Use complete sentences. This is a daily work grade. Complete the "Wilbur's Boast" test.</p> <p>Tuesday: Complete sheet Reteach 210, "Do an "Electronic Subject Search." Think of the keyword (subject) you would use to research each topic. Complete page Practice 210.</p>

	<p>Answer the questions about the books you would find about "Farming Today." Remember to write titles with capital letters where they belong.</p> <p>Wednesday: M. Analyzing literature Master the skill M • New! <u>Read science fiction</u></p> <p>This skill has no number. It's the third skill under M.</p> <p>Thursday: Master the skill New! M.1 Read realistic fiction: set 1</p> <p>This is the fourth skill under M.</p> <p>Friday: Take some time to read and test on an AR book. If you haven't tested on AR on the last four stories, test on them today! These four AR tests are being used as daily grades. Reread the story and take the AR test if you haven't done so. Some of you have been working hard on your AR goals since we've been out. Leaders in AR points this year: Kalei with 21.1 points; Joseph-13; Gracie-13.9; and Charlie-12.8! Great work! Remember to AR test on all the stories we read in class. If you make below an 80, take it again the following week. I will take that score off. Look back in the stories for the answers! ALCOS objectives: 1, 3, 4, 7, 10, 11, 23, 32,</p>	
Language	<p>Monday: This week we will begin finding adverbs in sentences. An adverb describes a verb. Many adverbs end in -ly. Ex. I walked <u>carefully</u>. The dancer moved <u>gracefully</u>. Find the adverbs in the sentences on Adverbs sheet 173.</p> <p>Tuesday: Master IXLOO.5 Identify adverbs</p> <p>Wednesday: Write the sentences on Adverbs workbook 174. Add -ly to the adjectives in parentheses to complete the sentences. EX. 1. The whales dive deeply.</p> <p>Thursday: Sometimes adverbs compare two or more things. If they compare two things, use the suffix <u>-er</u>. EX. Johnny ran <u>faster</u> than Billy. Use the suffix -est to describe three or more things. EX. This car is the <u>fastest</u> one in the race. Master OO.10 Use adverbs to compare TEST GRADE!</p> <p>Friday: After Bible Study, let's do a Quizizz on adverbs.</p>	

	<p>Then rest up this weekend. One more week of school!</p> <p>Many of you have been working hard to master your language and reading skills in IXL. The leaders in Language this year: Kneah with 64 skills mastered; Kalei-55; Sarah and Cade-54; Lillie-39; Joseph, Charlie, and Natalie-36, and Gracie with 28! I am proud of you! This is a lot of hard work for one quarter!</p> <p>ALCOS objectives: 23, 37a, 37f,</p>	
<u>Science</u>	<p>Haven't our science projects been phenomenal? Great job Kalei, Ameilia, and Joseph, Sarah, and Natalie! I am looking forward to seeing more of you teaching us scientific concepts!</p> <p>SCIENCE QUARTER PROJECT: This is optional.</p> <p>I am so excited that many of you have told me you are ready to be a Facebook Legend! Start working on your project now. I will add an extra 100 to your science grades this quarter if you post it on our page. When you finish your project, have someone video you doing your investigation and then read the My Investigation sheet to us. Post it on our class Facebook page.</p> <p>View videos referred to this week on brainpopjr.com with username: nmcs and password: brainpop1</p> <p>For your screen name, on Quizizz PLEASE put your initials after your name so I can know who you are, like I'mtheMan CS for Cade or Can'tBeatMe SR for Sarah. Or you may use your name if you wish like Lovable Lillie or Sarahlicious.</p> <p>Monday: Compare temperatures on thermometers <u>(S.2)</u></p> <p>Tuesday: Collect and graph temperature data <u>(S.3)</u></p> <p>Wednesday: Use climate data to make predictions <u>(S.7)</u></p> <p>Thursday: Use data to describe U.S. climates <u>(S.8)</u></p> <p>Friday: Use data to describe world climates <u>(S.9)</u></p> <p>Our IXL top 10 Science leaders are Joseph and Charlie with 36 skills mastered, Carson-34; Kneah-32; Kalei-30; Gracie-28; and Auna and Cade-24, and Natalie with 23. Awesome!</p> <p>ALCOS 13</p>	
<u>Math</u>	<p>This week we will be studying measurement.</p> <p>Monday: On Reteach 21-2 use the descriptions of inches, feet, and yards to answer the questions.</p> <p>paper clip-1 inch text book-1 foot doorknob-3 ft one 1 yard</p> <p>Tuesday: Tell what unit of liquid capacity you would use to measure</p>	

	<p>each container. Complete Reteach 21-3.</p> <p>Wednesday: Estimate the weight of each object on Reteach 21-4.</p> <p>Thursday: Today you will use the description at the top of page 22-1 to tell the unit of measurement you would use to measure length.</p> <p>Choose the largest measurement possible for each item.</p> <p>EX. A football - decimeters (dm) A paper clip-centimeters (cm)</p> <p>A football field-meters (m)</p> <p>Friday: Enjoy your weekend!</p> <p>The top ten leaders in IXL this year in Mathematics:</p> <p>Kneah has mastered 111 skills! Kalei-76; Charlie-68; Sarah-52; Gracie-47; Cade-45; Natalie-43; Joseph-41; Carson-36; Lillie-31! This year you have answered 31,828 math problems in IXL. Together you have mastered 1,670 skills! That is an amazing amount of hard work! I am so proud of you!</p> <p>ALCOS: 17, 19</p>	
<p><u>Social Studies</u></p>	<p>I am so proud of those of you who have taken the time to work on Social Studies skills on IXL. Leaders in Social Studies IXL: Kneah with 60 skills (!!!); Charlie-29; Joseph-16; Ameilia-14; Lillie-13; Kalie and Riley-Anne-11, and Gracie-10. You may not get the chance to work on IXL Social Studies again. Mastery of these skills will definitely benefit you in the future!</p>	

Words with Suffixes

wonderful	comfortable	useful	invention	busily
direction	quietly	collection	powerful	expression
sadly	possession	valuable	discussion	unbelievable

Write the spelling words that end with each of these suffixes.

-ly

1. _____

2. _____

3. _____

-ful

4. _____

5. _____

6. _____

-able

7. _____

8. _____

9. _____

-tion

10. _____

11. _____

12. _____

-sion

13. _____

14. _____

15. _____

M

Vocabulary

Choose the correct word from the list to complete each sentence.

considering conversation boasting hesitated interrupted seized

1. He started to jump, but then he _____, afraid to move.
2. Emma did pretty well, _____ that she had never acted before.
3. She began to speak, but she was _____ by a loud noise.
4. Anthony was _____ that he could run faster than anyone.
5. The two boys had an interesting _____ about a movie they saw.
6. He _____ the rope, but he fell down anyway.

**Story Comprehension**Reteach **209**

1. What is Wilbur's "boast?" _____
2. Why can't Wilbur spin a web? _____

3. What mean thing does the lamb say to Wilbur? _____

4. Why does Charlotte tell Wilbur to go ahead and try to spin a web when she knows he cannot do it? _____



Test. M

Wilbur's Boast

♦ Fill in the bubble next to the right answer.

1. One afternoon Fern heard an interesting **conversation**.

A **conversation** is a _____.

- | | |
|--|-----------------------------------|
| <input type="radio"/> speech | <input type="radio"/> funny story |
| <input type="radio"/> talk with others | <input type="radio"/> poem |

2. Wilbur is **boasting** when he says he can spin a web.

When Wilbur is **boasting**, he is _____.

- | | |
|--|---|
| <input type="radio"/> trying to show off | <input type="radio"/> thinking to himself |
| <input type="radio"/> giving a reason | <input type="radio"/> asking for help |

3. Before Wilbur jumped into the air, he **hesitated** a moment.

When Wilbur **hesitated**, he _____.

- | | |
|-------------------------------|-------------------------------|
| <input type="radio"/> played | <input type="radio"/> waited |
| <input type="radio"/> laughed | <input type="radio"/> slipped |

4. Templeton **seized** the string.

When something is **seized**, it is _____.

- | | |
|--------------------------------|-------------------------------|
| <input type="radio"/> lost | <input type="radio"/> grabbed |
| <input type="radio"/> measured | <input type="radio"/> hid |

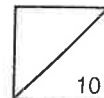
5. Wilbur has a perfect right to smell, **considering** where he lives.

To be **considering** something means to be _____.

- | | |
|--------------------------------|-------------------------------------|
| <input type="radio"/> removing | <input type="radio"/> talking about |
| <input type="radio"/> visiting | <input type="radio"/> thinking of |

M

6. "Wilbur, what were you saying when we were **interrupted**?"
To be **interrupted** means to be _____.
- ☐ blamed for doing something ☐ kept awake
☐ stopped before being finished ☐ taken away
7. An important thing this story teaches is that characters _____.
- ☐ have nothing to teach people
☐ can do anything they want
☐ should not move away from the yard
☐ who are different can be friends
8. Wilbur is a pig and Charlotte is a spider, but they _____.
- ☐ understand each other ☐ farm together
☐ sing to each other ☐ are good writers
9. When Wilbur tied a string to his tail and jumped off the pile, he learned that _____.
- ☐ he was tired ☐ bridges are big
☐ showing off is fun ☐ making webs is hard
10. The farm is like other places since those who live there have to _____.
- ☐ be afraid of people ☐ rush around
☐ get along with each other ☐ catch colds



Adverbs

- An **adverb** is a word that tells more about a verb.
- Some adverbs tell **how** an action takes place.
- Most adverbs that tell how end in *-ly*. They are formed by adding *-ly* to an adjective.
A salmon swims *swiftly*.

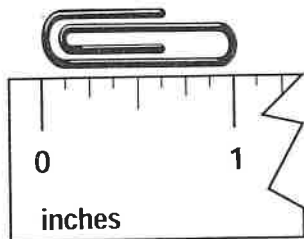
Draw a line under each adverb that tells how. Draw two lines under the verb it describes.

1. Many dogs eagerly perform tricks.
2. A sheepdog herds sheep easily.
3. Suddenly, one sheep leaves the flock.
4. Immediately, the dog decides what to do.
5. Sheepdogs seem to carefully plan their actions.
6. A sheepdog moves quickly.
7. Other animals work slowly.
8. A lion quietly watches its prey.
9. Parrots squawk loudly.
10. Other birds sing sweetly.

Explore Customary Units of Length

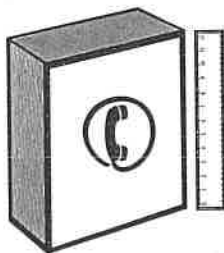
You can use a ruler or yardstick to measure lengths.

This is **1 inch (in.)**.



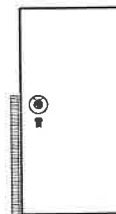
A **foot (ft)** is 12 inches.

A telephone book is about 1 foot long.



A **yard (yd)** is 3 feet, or 36 inches.

A doorknob is about 1 yard above the floor.

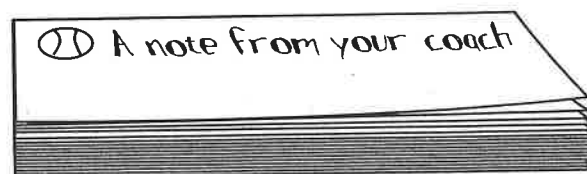


Use an inch ruler to measure each length.

1.



2.



3.



Choose the best estimate.

4. about 8 in.

a telephone

a desk top

5. about 1 yd

a baseball

a baseball bat

6. about 1 ft

a computer keyboard

a computer mouse

7. about 2 yd

a door's height

a baby's height

8. about 8 ft

a room's height

your height

9. about 7 yd

a parking sticker

a parking space

Name _____ Date _____

Words with Suffixes

wonderful	comfortable	useful	invention	busily
direction	quietly	collection	powerful	expression
sadly	possession	valuable	discussion	unbelievable

For each spelling word below write the base word. The first one is done for you.

- | | |
|------------------|---------------|
| 1. wonderful | <u>wonder</u> |
| 2. direction | _____ |
| 3. sadly | _____ |
| 4. comfortable | _____ |
| 5. quietly | _____ |
| 6. possession | _____ |
| 7. useful | _____ |
| 8. collection | _____ |
| 9. valuable | _____ |
| 10. invention | _____ |
| 11. powerful | _____ |
| 12. discussion | _____ |
| 13. busily | _____ |
| 14. expression | _____ |
| 15. unbelievable | _____ |

Which base words drop *e* when adding a suffix?

16. _____ 17. _____

Challenge Extension: Have students write fill-in sentences with challenge words and exchange with a partner.

Do an Electronic Subject Search

A book can be found by its author or its title. But it can also be found by its **subject**. The subject is what the book is about.

It is often difficult to decide what subject to enter into a computer search. Imagine that a student is asking the following questions of a librarian. Write the subject he or she should enter into a computer subject search.

1. "Excuse me, but I need a book about vitamins." _____
2. "How is candy made?" _____
3. "I'm looking for some pictures of old bikes." _____
4. "Which country is famous for its cheese?" _____
5. "Where could I learn about tiny metal model cars." _____
6. "I want to learn about the history of Texas." _____
7. "I want to find out about different kinds of lanyards." _____

Look at question 2. Typing in **candy** will give you too many books. Rewrite your answer below, adding more words. Choose words that will limit the number of books the search will offer.

8. _____

Do an Electronic Subject Search

An electronic subject search on a library computer will tell you what books will give you information. Pretend you typed in the subject "Farming Today." Here is what the computer's first screen shows.

Farming Today

1. Life on a Farm	Nicole Erwin	©1998	Click Here for Full Record
2. Farm Equipment Repairs	Bruce Quilby	©1995	Click Here for Full Record
3. Backwoods Vermont	Tanya Pullan	©1994	Click Here for Full Record
4. The Last Family Farm	Barry Langlen	©1988	Click Here for Full Record

38 books found

(B) = go back

(R) = go to next screen

Answer the following questions by using the results of the computer catalog search.



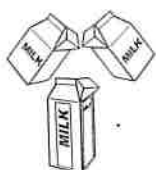

- Which book was published most recently? _____
- Which book would tell you how to repair a tractor? _____

- How many different books did the computer find? _____
- Which book contains information about just one state? _____

- How would you see more of this list? _____

Customary Units of Capacity

Capacity tells how much an object can hold. You measure capacity in cups, pints, quarts, and gallons.

 1 cup (c)	 $2\text{ c} = 1\text{ pint (pt)}$	 $2\text{ pt} = 1\text{ quart (qt)}$ or $4\text{ c} = 1\text{ qt}$	 $4\text{ qt} = 1\text{ gallon (gal)}$
--	--	--	--

Ring the letter of the best estimate.

1.



- A.** 1 c
B. 1 pt
C. 1 qt

2.



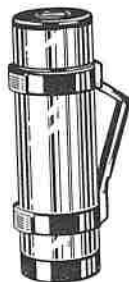
- A.** 1 pt
B. 1 qt
C. 1 gal

3.



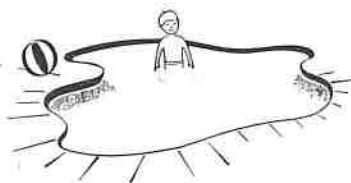
- A.** 1 c
B. 1 qt
C. 1 gal

4.



- A.** 10 c
B. 10 qt
C. 10 gal

5.



- A.** 1,000 c
B. 1,000 qt
C. 1,000 gal

6.



- A.** 2 c
B. 2 qt
C. 2 gal

W

Words with Suffixes

Look at the words in each set. One word in each set is spelled correctly. Use a pencil to color in the circle in front of that word. Before you begin, look at the sample sets of words. Sample A has been done for you. Do Sample B by yourself. When you are sure you know what to do, you may go on with the rest of the page.

Sample A

- ☐ (A) carfully
- ☐ (B) kerfully
- ☐ (C) karefully
- ☒ (D) carefully

Sample B

- ☐ (E) eihgt
- ☐ (F) eight
- ☐ (G) eigt
- ☐ (H) eaight

- | | | |
|---|---|---|
| 1. <input type="radio"/> (A) unbeleivable
<input type="radio"/> (B) unbeleevable
<input type="radio"/> (C) unbelievable
<input type="radio"/> (D) unbeliefable | 6. <input type="radio"/> (E) invension
<input type="radio"/> (F) invention
<input type="radio"/> (G) invenshun
<input type="radio"/> (H) invenshion | 11. <input type="radio"/> (A) kwietly
<input type="radio"/> (B) quietly
<input type="radio"/> (C) quitally
<input type="radio"/> (D) quitely |
| 2. <input type="radio"/> (E) expreshion
<input type="radio"/> (F) expression
<input type="radio"/> (G) expresion
<input type="radio"/> (H) exprettion | 7. <input type="radio"/> (A) valuable
<input type="radio"/> (B) valuble
<input type="radio"/> (C) valueable
<input type="radio"/> (D) valubel | 12. <input type="radio"/> (E) comfortable
<input type="radio"/> (F) comfortble
<input type="radio"/> (G) comfertable
<input type="radio"/> (H) comfurtable |
| 3. <input type="radio"/> (A) busyly
<input type="radio"/> (B) bizily
<input type="radio"/> (C) busly
<input type="radio"/> (D) busily | 8. <input type="radio"/> (E) collecttion
<input type="radio"/> (F) colleksion
<input type="radio"/> (G) kolekshun
<input type="radio"/> (H) collection | 13. <input type="radio"/> (A) sadely
<input type="radio"/> (B) saddily
<input type="radio"/> (C) saddly
<input type="radio"/> (D) sadly |
| 4. <input type="radio"/> (E) discussion
<input type="radio"/> (F) discushun
<input type="radio"/> (G) discusion
<input type="radio"/> (H) discution | 9. <input type="radio"/> (A) usefull
<input type="radio"/> (B) useful
<input type="radio"/> (C) usful
<input type="radio"/> (D) usfull | 14. <input type="radio"/> (E) direcktion
<input type="radio"/> (F) duremention
<input type="radio"/> (G) direction
<input type="radio"/> (H) direktion |
| 5. <input type="radio"/> (A) powirful
<input type="radio"/> (B) powurfull
<input type="radio"/> (C) powerful
<input type="radio"/> (D) powerfull | 10. <input type="radio"/> (E) posesion
<input type="radio"/> (F) posession
<input type="radio"/> (G) possession
<input type="radio"/> (H) posseshun | 15. <input type="radio"/> (A) wunderfull
<input type="radio"/> (B) wonderful
<input type="radio"/> (C) wonderfull
<input type="radio"/> (D) wonderful |

Adverbs

- Adverbs can be put in different places in a sentence. Moving an adverb may make the sentence sound better.

Sheepdogs seem to *plan carefully* their actions.

Sheepdogs seem to *carefully plan* their actions.

Add **ly** to the adjective in parentheses to form an adverb. Write the sentence, placing the adverb where you think it sounds best.

1. (deep) Whales dive.

2. (smooth) A dolphin swims.

3. (immediate) Beavers repair a broken dam.

4. (curious) Chimps look at things.

5. (correct) Alex, the parrot, counts.

6. (sound) Bears sleep during the winter.

7. (fierce) Some animals fight each other.

8. (close) Scientists are studying animals.

Name _____

W

R 21-4
RETEACH

Customary Units of Weight

Weight tells how heavy an object is. You measure weight in ounces and pounds.



1 **ounce (oz)**

Use ounces to weigh light objects.



5 oz



1 **pound (lb)**

Use pounds to weigh heavier objects.



10 lb

Ring the letter of the better estimate.

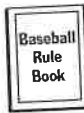
1.



A. 1 oz

B. 1 lb

2.



A. 6 oz

B. 6 lb

3.



A. 1 lb

B. 10 lb

4.



A. 3 oz

B. 30 oz

5.



A. 25 oz

B. 25 lb

6.



A. 4 oz

B. 4 lb

Estimate the weight of each object. Draw a line to match.

7. baseball coach

A. 1 lb

8. sweatsuit

B. 40 lb

9. pair of socks

C. 150 lb

10. first grader


D. 10 lb

11. a cat

E. 2 oz

A Difficult Decision

Lesson 30



www.CrosswordWeaver.com

ACROSS

- 1 Shadrach, Meshach, and Abednego told the king that they knew God would _____ them.
- 6 The king had the furnace heated _____ times hotter than usual.
- 7 Shadrach, Meshach, and Abednego were in the fire but did not _____.
- 8 Daniel's friends were cast into the _____.
- 10 When the three men refused to worship the golden image, the king went into a _____.
- 11 to tie up closely
- 12 The fire was so hot that the men who cast Shadrach, Meshach, and Abednego in the furnace were _____.
- 13 When King Nebuchadnezzar looked into the furnace, he saw _____ men.

DOWN

- 2 Daniel's friends would not bow down before the _____.
- 3 to save from a dangerous situation
- 4 (three words) One of the men in the fiery furnace had the form of the _____.
- 5 _____ wrote a decree that no one should speak against the young men's God.
- 9 The people knew to worship the image as soon as the _____ began.
- 11 Everyone was told to _____ down to the golden image.

WORD BANK: Bind, bow, burn, deliver, four, furnace, image, killed, music, nebuchadnezzar, rage, rescue, seven, sonofgod.

Name _____

Bible Verse Test

Fill in the blanks and then write this week's Bible verse.

John 14:6 (NIV) ⁶ _____ answered, "I am the _____ and the truth and the _____. No one comes to the _____ except through me.

_____ 14:_____ (NIV) ⁶ Jesus _____, "I am the way and the _____ and the life. No one _____ to the Father except _____ me.

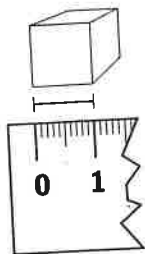
John ____:6 (NIV) ⁶ Jesus answered, "_____ am the way and the truth and the _____. _____ one comes to the Father _____ through me.

Write the verse here:

Explore Metric Units of Length

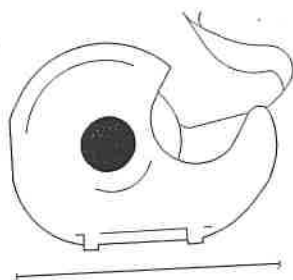
In the metric system, you use centimeters (cm) to measure length.

This is 1 **centimeter (cm)**.



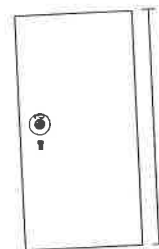
A ones cube is
1 cm wide.

1 **decimeter (dm)** = 10 cm



A package of tape is
about 1 dm wide.

1 **meter (m)** = 100 cm



A door is about
2 m high.

Which unit would you use to measure each?

Write **cm** for centimeters, **dm** for decimeters, or **m** for meters.

1. a football cm or dm
2. a baseball field _____
3. a blade of grass _____
4. the height of a goalpost _____
5. the length of a running shoe _____
6. the distance you can throw a ball _____

Circle the best estimate.

- | | | | |
|-------------------------------|-----------------|-----------------|----------------|
| 7. a football player's height | A. 2 cm | B. 2 dm | C. 2 m |
| 8. the length of a shoelace | A. 4 cm | B. 4 dm | C. 4 m |
| 9. the width of your hand | A. 1 cm | B. 1 dm | C. 1 m |
| 10. the width of a fingernail | A. 1 cm | B. 1 dm | C. 1 m |
| 11. the height of a tree | A. 30 cm | B. 30 dm | C. 30 m |

Choose the tool you would use to measure each.

12. length of a room
13. width of your book
14. length of a car
