


's

Gibson
Elementary
2nd Grade
Grammar/Noun
Booklet



Name _____

► Read each group of words. If the group is a sentence, write *sentence*. If it is not a sentence, write *no*.

1. a small cat _____
2. My family wants a cat. _____
3. a red apple _____
4. Arthur's best friend _____
5. I can ride a bike. _____
6. I want to go to the library. _____
7. want new books _____
8. Dan wrote me a letter. _____



Name _____

► Put each group of words together in sentence order. Then write the sentence correctly.

1. thirsty. My cat was

2. My family a picture. took

3. a pet. Arthur wants

4. We on a picnic. went

5. a letter. My grandmother sent




Name _____

► Circle each sentence that is written correctly.

1. that cat sat on my hat
2. This book is heavy.
3. her family I met
4. The girl ran home.
5. jan made a sandwich

► Now write the other sentences correctly. Begin each one with a capital letter and end each sentence with a period.

6. _____
7. _____
8. _____



Name _____

► Read each group of words. If the group is a sentence, write *sentence* on the line. If it is not a sentence, write *no*.



1. I see a frog. _____

2. jumped the frog in the water _____

3. Pat sat on the rug. _____

4. Ann and Dan can run fast. _____

5. cakes and cookies _____

► Write each group of words as a complete sentence. Put the words in correct sentence order.

6. blue house I live in a

7. next to mine is your house

8. my street is on my school

Name _____

► Read each group of words. If the group is a statement, write *statement*. If it is a question, write *question*.

1. Frog rakes leaves. _____
2. Where does Frog live? _____
3. Does Toad live in a house? _____
4. I wish I lived near them. _____



► Write each group of words as a complete sentence. Begin with a capital letter. End with a period or a question mark.

5. the bus stop is on the corner

6. how do you get to school

7. i want to ride on the school bus

8. have you ever been on an airplane

Name _____

► Read each statement. Then write the question it answers.


1. The bus stop is on the corner.

2. I walk to school every day.

3. I never ride the school bus.

4. Brad is going to visit his grandmother.

5. My grandmother drives a big car.



Name _____

► Write each sentence. Add the correct end mark to show whether it is a question or a statement.


1. Frog is my best friend

2. Did Toad rake your leaves

3. I wish Frog lived near me

4. I would like to visit him

5. Would you come with me



Name _____

► Write the correct end mark on the line.

1. Where are you going _____
2. I am going to a birthday party _____
3. The party is for my friend Anna _____
4. Do you know how old she is _____
5. She is eight years old _____



► Write each sentence correctly.

6. i have two brothers


7. i have one sister

8. do you have any brothers or sisters

Name _____

► Read each sentence. If it is a command, write *command*. If the sentence is an exclamation, write *exclamation*.

1. I want a pet! _____
2. Dad and Mom said yes! _____
3. Please take me to find a pet. _____
4. Come and see the dogs. _____
5. This is the one for me! _____
6. Please buy this one. _____
7. At last I have a dog! _____
8. Mudge is huge! _____



Name _____

► Write each sentence correctly. Begin with a capital letter. End with a period or an exclamation mark.

1. let's play in the park

2. look at that tall slide

3. please take your brother to the sandbox

4. we must leave in ten minutes

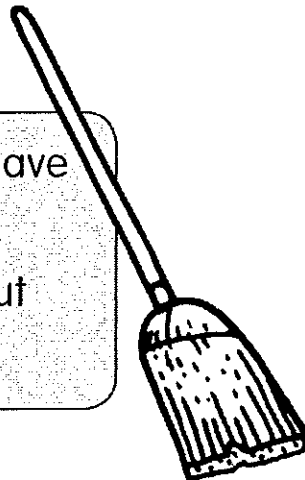
5. look how far I can jump



Name _____

► Read the paragraph. Write one statement, one question, one command, and one exclamation from the paragraph.

Today is cleanup day. Does your family have cleanup day? My mom tells us what to do. "Pick up your toys. Make your bed. Take out the trash." Sometimes I just want to play!



1. statement _____

2. question _____

3. command _____

4. exclamation _____

Name _____

► Read each sentence. If it is a statement,
write *statement*.

If it is a question, write *question*.

If it is a command, write *command*.

If it an exclamation, write *exclamation*.

1. Get your backpacks. _____

2. It is time to go to school. _____

3. Oh, the bus is coming! _____

4. Do you want to be late? _____

5. Pick up your lunch box. _____

► Write each sentence correctly.

6. please water the plants

7. look at the huge flower on my plant



Name _____

► Complete each sentence by writing a naming part.

1. _____ has a dog.

2. _____ is my dog's name.

3. _____ can play the piano.

4. _____ sings to my dog.

► Complete each sentence by writing a telling part.

5. My dog _____

6. Carlos _____

7. Kate and Dan _____

8. We _____



Name _____

► Use the word *and* to join the naming parts of each pair of sentences. Write the new sentence.

1. My friend walked home. I walked home.

2. The turtle swam in the pond. The fish swam in the pond.

3. Ann built a sand castle. Tori built a sand castle.

4. The lion roared. The tiger roared.

5. Molly picked flowers. I picked flowers.



Name _____

► If the naming part of the sentence is underlined, write *naming*. Then write the sentence with a different naming part. If the telling part of the sentence is underlined, write *telling*. Write the sentence with a different telling part.

1. I walked to Ana's house. _____

2. We played with the dog. _____

3. My mom came to get me. _____


4. We bought some dog food. _____



Name _____

► Match each naming part with a telling part. Write a complete sentence.

Naming Part	Telling Part
Butterflies	work hard.
Ants	make honey.
Spiders	fly.
Bees	make webs.



1. _____
2. _____
3. _____
4. _____

Name _____


► Circle each group of words that is a complete sentence.

1. Maria is my best friend.
2. We like to do things together.
3. Skipping rocks on the pond.
4. Lin and I go fishing at the lake.
5. Close to my house.
6. Ken and Tino play on the same team.

► Read each statement. Then write the question it answers.

7. A puppy is a baby dog.

8. My birthday is June 1.





Name _____

► Read each sentence. Write whether it is a *statement*, a *question*, a *command*, or an *exclamation*.

1. It's pouring rain outside! _____
2. Close the windows. _____
3. Will my bike get wet? _____
4. Rain is good for the flowers. _____

► Read each sentence. Underline the naming part of each sentence once. Underline the telling part twice.

5. Sam and Ann bought new bikes.
6. They rode on the bike trail.
7. I read a new book.
8. Mom and I love books.



Name _____

Nouns

.....
Lesson 6

► Circle the nouns in each sentence.

1. James hopes to be a fireman.
2. That job takes courage.
3. Fire stations sometimes have dogs.
4. The men rush to put out the fire.
5. They try to save the building.

► Read the following groups of words.

Write the noun in each group.

6. ball, play, run _____
7. boy, sad, tall _____
8. graze, horses, trot _____
9. hopping, fast, mailboxes _____
10. soccer, kicked, white _____




Name _____

► Fill in the chart. Write two examples for each kind of noun.

People	Places	Animals	Things
1. _____	3. _____	5. _____	7. _____
2. _____	4. _____	6. _____	8. _____


► Choose four nouns from the chart above. Write two sentences. Use two of the nouns in each sentence.



Name _____


► Choose four things in your classroom.
Write the noun that names each thing.

- 1. _____
- 2. _____
- 3. _____
- 4. _____



► Think of four places you know. Write the noun that names each place.

- 5. _____
- 6. _____
- 7. _____
- 8. _____



Name _____

► Find the noun in each sentence.

Write it on the line.

1. The field is big. _____

2. Mia plays hard. _____

3. The score is close. _____

4. There is my team. _____


► Read the following sentences. Fill in each blank with a noun.

5. Buddy is my _____.

6. _____ is going now.

7. A small _____ is running away.

8. My _____ is broken.



Name _____

► Complete each sentence. Change the noun in () to name more than one. Write the plural noun on the line.

1. Gus and I have to finish our _____. (chore)
2. Then we can ride our _____. (bike)
3. Gus and I like to play on the _____, too. (swing)
4. We watch the _____ on the lake. (duck)
5. Be quiet, we might see _____ nearby. (bunny)
6. After dinner, we have to wash the _____. (dish)
7. Aunt Lisa always brings us _____ from her travels. (toy)
8. Gus and I are good _____. (buddy)



Name _____

► Draw a line from each singular word to its matching plural.

1. child

feet

2. man

mice

3. foot

children

4. mouse

women

5. tooth

men

6. woman

teeth

► Write sentences using two of the plural words above.

7. _____

8. _____




Name _____

► Read each sentence. Circle the nouns.

1. The boy is learning to ride his bike.
2. My friend wants to ride to the park.
3. My father rode beside the girl and her brother.
4. My family will drive our car to their house.

► Write the nouns that you circled in the sentences above in their plural forms.

5. _____, _____
6. _____, _____
7. _____, _____, _____
8. _____, _____, _____



Name _____

► **Underline each plural noun in the sentences below.**

1. The children will plant tulips in the garden.
2. The adults are going to plant roses.
3. The garden will have many pretty flowers.
4. I think we should plant trees too.


► **Think of new plural nouns to replace the ones in the sentences above. Write each new sentence.**

5. _____

6. _____

7. _____

8. _____



Name _____

► Write each sentence correctly. Begin each proper noun with a capital letter.

1. Would you like to go to the ball game, mr. allen?

2. It is at the park on crane street.

3. My friends carol and marcy will be there.

4. My aunt rose will bring hot dogs.

5. My aunt is from the state of virginia.



Name _____


► Circle the sentences that are written correctly.

1. mrs. brown brought her cat, muffy, to the park.
2. Olivia played with her dog, Max.
3. Mr. Juarez ran with his dog, Spot.
4. connor played catch with his dog, perry.
5. ms. james brushed her cat, ashley.

► Write the other sentences correctly.

6. _____

7. _____
8. _____



Name _____

► Write each proper name correctly.

1. mr. howard jameson _____

2. miss tara wilkes _____

3. mrs. yuliana perez _____

4. mr. james cuva _____

► Answer each question with a complete sentence. Begin each proper noun with a capital letter.

5. What is the name of your school?

6. Who is your principal?


7. What is your full name?

8. What is your address?

Name _____

► Read each group of words below. If the words are proper nouns, write *proper noun*. If they are not proper nouns, write *no*.

- 1. Mr. Tibbs _____
- 2. Elm Street _____
- 3. pretty birds _____
- 4. Stacey _____
- 5. Heritage Elementary School _____
- 6. my friend _____



► Write each sentence correctly. Begin each proper noun with a capital letter.


7. bessie took her pet snake, buddy, to show and tell.

8. My pet bird, tiny, can say five words.

Name _____

► Fill in the blank with the correct proper noun.

1. Monday, Tuesday, _____
2. March, _____, May
3. _____, September, October
4. Thursday, Friday, _____
5. January, February, _____
6. _____, Saturday, Sunday,
7. May, June, _____
8. November, _____, January



Name _____

► Write the proper nouns correctly.

1. thursday, november 9 _____

2. monday, april 24 _____

3. friday, june 8 _____

4. tuesday, september 21 _____

5. sunday, december 29 _____

► Write each sentence correctly.

6. valentine's day is february 14th.

7. We celebrate independence day on july 4th.

8. new year's day is on january 1st.



Name _____

► Circle the proper nouns in the paragraph.
Write them correctly on the lines below.

Everyone on our farm likes to celebrate the fourth of july.
Every year, uncle james gets fireworks. We have a big cookout
at prairie trail park. We even bring our dogs, tex and bella. We
do not go to bed until after we see the fireworks. It does not
matter if it is a tuesday or a saturday because we're on summer
vacation!

1. _____
2. _____
3. _____
4. _____
5. _____
6. _____
7. _____



Name _____

► Look at the picture clue. Write the holiday from the box that matches each clue.

Begin each proper noun with a capital letter.

groundhog day

valentine's day


mother's day

thanksgiving

presidents' day

veterans day

1. _____



2. _____



3. _____



4. _____



5. _____



6. _____



Name _____

► Circle all the nouns in the sentences.

1. George and Martha read a book.
2. Two boys were in a boat at a lake.
3. Their boat got stuck on the sand.
4. Water spilled into the boat.
5. The boys in the story decided to walk home.

► Complete each sentence with a plural noun.

6. I like to collect _____.
7. The cook bakes tasty _____.
8. My dad works with _____.
9. The house has many _____.



Name _____

► Read each group of words. Write the proper noun correctly.

1. saturday, weekend, day _____

2. flag day, songs, celebrate _____

3. summer, july, hot _____

4. spring, rainy, march _____

5. weekday, thursday, afternoon _____

6. picnic, holiday, labor day _____

► Write the place names correctly.

7. tampa, florida _____

8. san diego, california _____

9. dallas, texas _____

10. chicago, illinois _____

