

Dear Parents,

We are excited to share that Henry County r-1 District has been granted approval to offer "Alternative Methods of Instruction" or AMI days during the 2020-2021 school year. This plan will allow the opportunity for all students to be engaged in meaningful learning on inclement weather days or emergency days when conditions prevent schools from being in session. It will be at the district's discretion on whether the school is considered "closed" or if an "AMI" day needs to be implemented.

WHAT DOES ALTERNATIVE METHODS OF INSTRUCTION (AMI) MEAN?

AMI simply allows for the continuation of learning when students miss days of regular instruction. Students will have the opportunity for skill reinforcement, remediation and enrichment through electronic or conventional paper lessons. We have been granted 36 hours which students will be expected to continue learning off-site (home, etc.). Some benefits of an AMI day include: more instructional time before State testing; assist in eliminating gaps in learning by providing individualized learning activities; and reducing the need for days to be added at the end of the school calendar.

HOW WILL AMI DAYS WORK?

Kindergarten through third grade students will be given educational lessons and assignments in paper format. Instructions and information will be provided by your child's teachers, and students are expected to complete the work in the same number of days that were missed. For instance, if the students are out of school on Tuesday for inclement weather, they would have until Thursday to turn in their work.

Kindergarten Teachers are available to contact by Class Dojo or email anytime (we will not read/respond after 9pm)

Mrs. Bowers: bowersb@henrycountyr1.k12.mo.us or Class Dojo

Mrs. Burkhardt: burkhartk@henrycountyr1.k12.mo.us or Class Dojo

Miss Fosnow: fosnows@henrycountyr1.k12.mo.us or Class Dojo

You may contact one of the three Title teachers via email from 9:00 – 10:00 when we have AMI days. Please include your phone number in the email and we will contact you to help your child with any questions they have on their AMI work.

Title Reading: Pam French frenchp@henrycountyr1.k12.mo.us

Title Reading: Penny Williams williamsp@henrycountyr1.k12.mo.us

Title Math: Erica Holtmeyer holtmeyere@henrycountyr1.k12.mo.us

Directions:

Sight word books- if you have scissors and glue, they will cut the letters and glue the letters in order on each page. Once the letters are glued, read through the book. On the back blank page, the students need to add a sentence and picture using the same sentence format as in the book. If you do not have scissors and glue, just write the letters in.

I Can Read! book- read through the book. Focus on the words that end in -in. Add a sentence to the back blank page that has an -in word.

Reading- Read a book you have at home or listen to one online. The student needs to write a sentence about the main character(s) and one sentence about the setting.

<u>AMI Day 1</u>	<u>AMI Day 2</u>	<u>AMI Day 3</u>	<u>AMI Day 4</u>
<u>Sight word book- on</u>	<u>Sight word book- up</u>	<u>Sight word book- it</u>	<u>Sight word book- him</u>
<u>I Can Read! -in (BL)</u>	<u>I Can Read! -in (BL)</u>	<u>I Can Read! -in (AB)</u>	<u>I Can Read! -in (AB)</u>
<u>Reading-</u> One sentence about character and one sentence about setting from the book you choose to read/listen to.	<u>Reading-</u> One sentence about character and one sentence about setting from the book you choose to read/listen to.	<u>Reading-</u> One sentence about character and one sentence about setting from the book you choose to read/listen to.	<u>Reading-</u> One sentence about character and one sentence about setting from the book you choose to read/listen to.
<u>Math Journal Page-</u> pg 3/4	<u>Math Journal Page-</u> pg 7/8	<u>Math Journal Page-</u> pg 11/12	<u>Math Journal Page-</u> pg 15/16 & 19/20

WES Specials Bingo

WES Families: The special teachers have put together a Bingo card of educational activities pertaining to our subject areas for you to complete together during AMI days. Complete any two activities for each AMI day. Return the Bingo card to Mrs. Forrest or Ms. Rhoads. All specials teachers will be available by email from 9:00-11:00 each AMI day to answer questions.

Computer Lab Mrs. Forrest	Library Ms. Rhoads	Art Mrs. Bowen	Music Mrs. Fitzgerald	PE Coach Monaco
Pick a learning game on toytheater.com .	Get comfy in your PJ's and read for at least 15 minutes.	Look outside and draw a picture of something that you see.	"What Louis Armstrong Taught Me Scat"-Go to youtube and type this in the search bar.	Do 10 sets of 5 push-ups and 5 sit-ups (50 total of each)
Access wideopenschool.org choose the family option and access different virtual field trips to places around the world!	Read with an adult or sibling for 15 minutes.	Draw a self-portrait.	Cup Game (song)! Go to youtube and type "The easiest cup song tutorial".	Play a game for 20 minutes that involves moving around the house.
Write or type about a virtual field trip you take OR about a place you visited on Google Earth.	Draw a picture or write about a book you are reading.	Draw one place you would like to visit (real or make-believe).	Learn to play guitar at https://recursivearts.com/online-guitar/#play .	Do 5 sets of 10 jumping jacks. Repeat twice.
Pick a person, place, or thing and research. Write or type a short description about it.	Read to your pet or stuffed animal using a funny voice.	Draw a character from a book that you are reading.	Go to www.musicteacher.com and play one of the games.	Jog in place for 5 minutes. Repeat twice.
Do coding on Code.org, Tynker, Santa Tracker, Codecombat, or Kodable-Hour of Code.	Read a recipe and make yourself a snack.	Draw your favorite spot.	Get pots and pans and play beautiful music for your family. Make up some lyrics.	Create your own 4-day workout and share it with your family. Try it next week.

WES AMI

DAY 1

No,

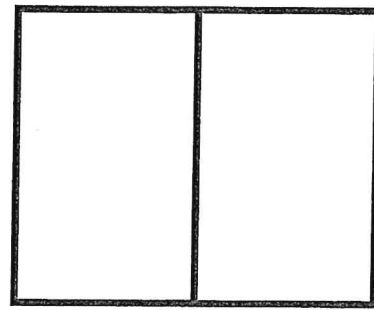
I have not!

Name: _____


Copyright © 2013 Maria Manore

www.kindercraze.blogspot.com

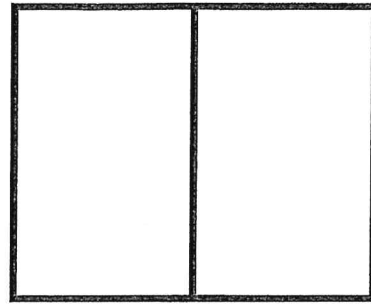
Have you
ever seen a
green cat?




I have not.



Have you
ever seen a
red rabbit?

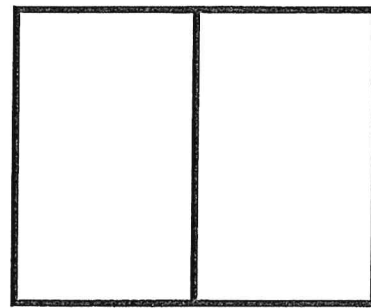


I have not.




3

Have you
ever seen a
purple turtle?




I have not.




4

Have you
ever seen a
blue dog?




I have not.




5

Have you
ever seen a
rainbow
guinea pig?



I have not!



6

"No, I Have Not!" Interactive Sight Word Reader

Students cut out each letter, unscramble, and glue into the "No, I Have Not!" book

o n

o n

o n

n o

n o

n o

"No, I Have Not!" Ir
Students cut out each letter, uns

o n


n o

o n

n o

o n

I Can Read!

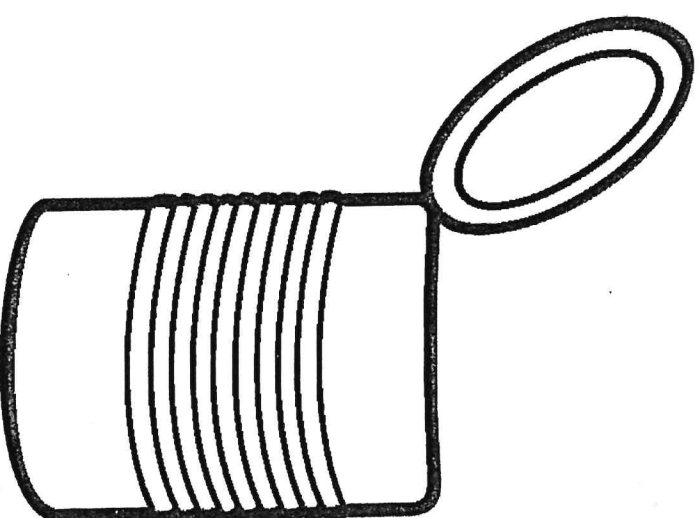


-in

BL


Word Family Reader

tin



Where is my
tin?

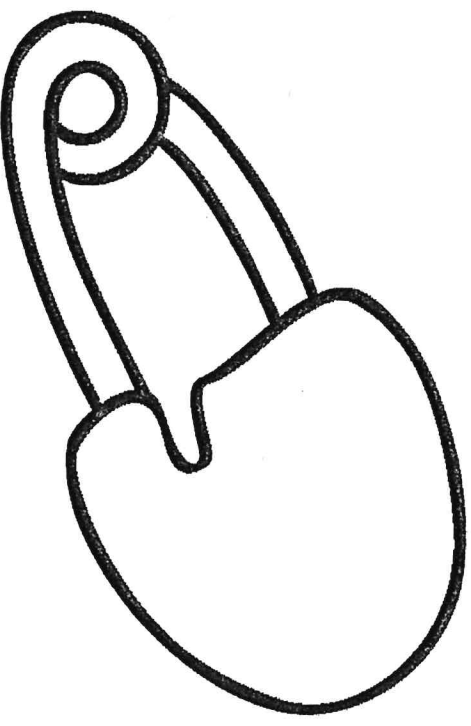
bin



**Where is my
bin?**

2


pin



**Where is my
pin?**

3


fin



**Where is the
fin?**

5


kin



**Where is my
kin?**

4

win


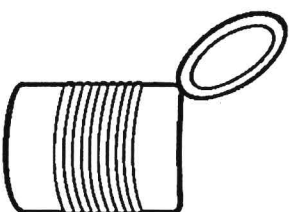



I win.

Now I Know My

-in Word Family

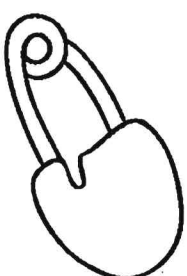

Words



win

tin

bin



kin

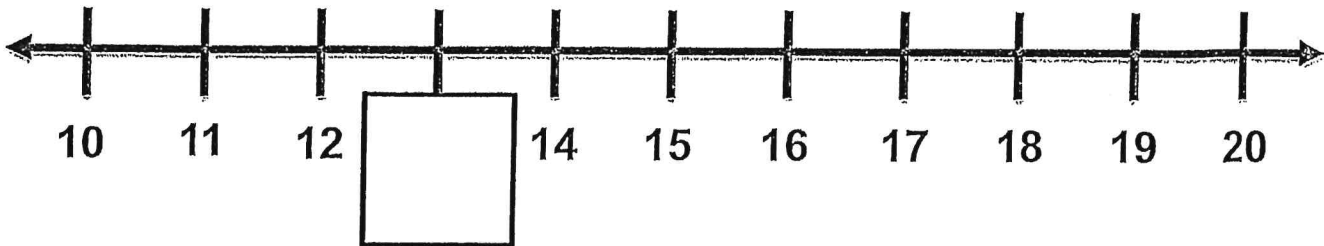
fin

pin



Expert Reader To Be !

Name _____

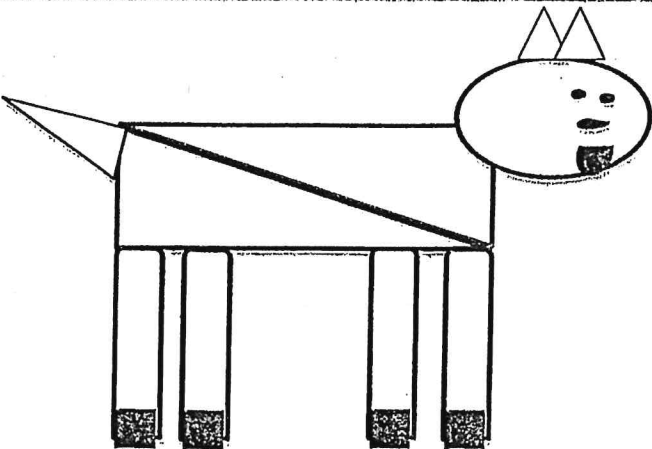
Fill in the missing number.



Circle more to make 10.




$$4 + \underline{\quad\quad} = 10$$



How many triangles? _____

How many rectangles? _____

How many squares? _____

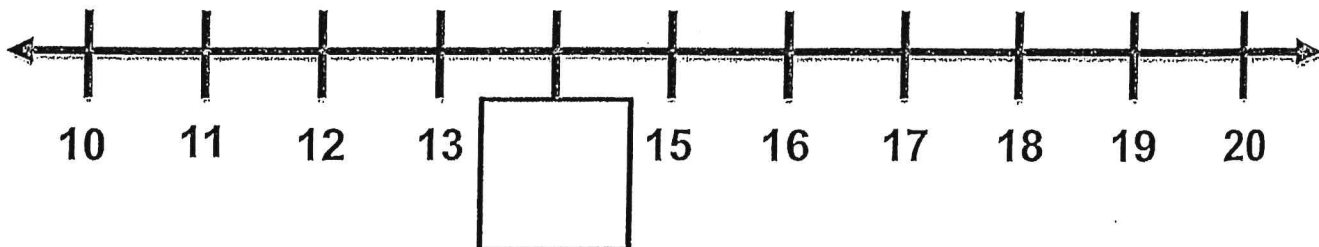


Mrs. Claus made 3 gingerbread men. 2 ran away. How many are left?



$$3 - 2 = \underline{\quad\quad}$$

Name _____


Fill in the missing number.



Circle more to
make 10.




$$6 + \underline{\quad\quad} = 10$$



How many triangles? _____

How many rectangles? _____

How many circles? _____



Color 5 circles red and 5 circles
green. How many in all?

$$5 + 5 = \underline{\quad\quad}$$

I Can Read Simple Sentences



I can my coat.



Put the cans in the .




Did you see that big .



I can open the can.



I hurt my .



Cut out the words. Glue
them in the correct box.

Name _____

bin

fin

chin

pin

tin

WES AMI

DAY 2

Going


up

in the Air

Name: _____



Copyright © 2012 Maria Manore

www.kindercraze.blogspot.com

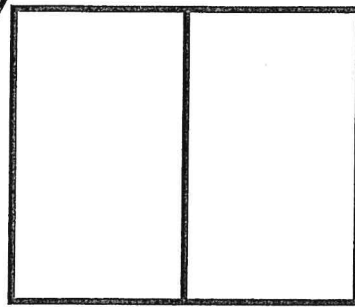


The balloon goes

in the air.


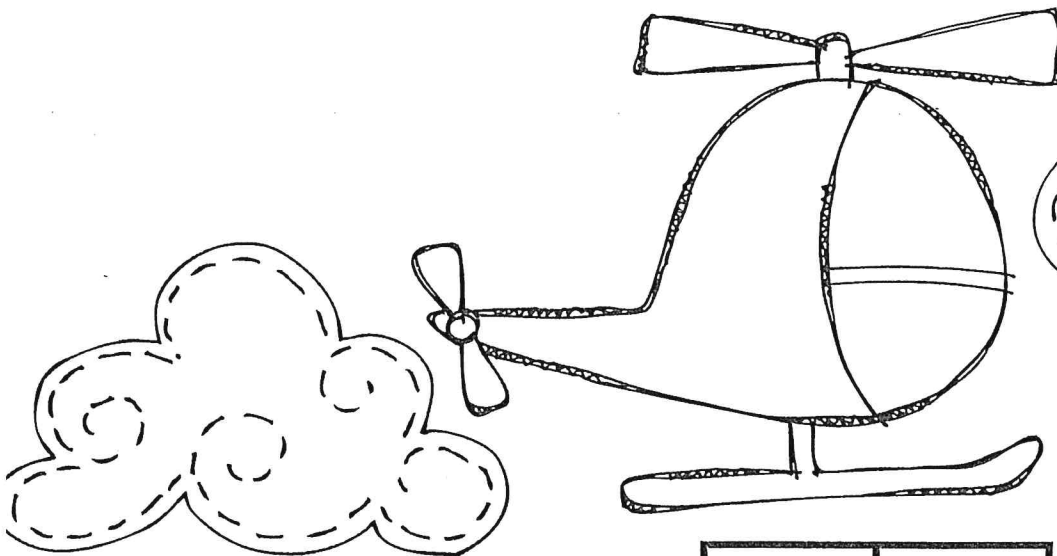


The rocket goes




in the air.

3




The helicopter goes

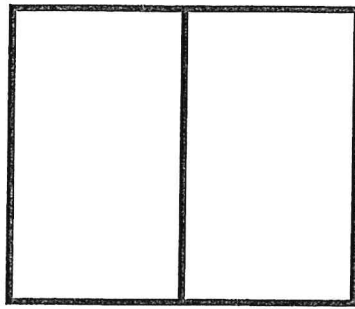


in the air.

4





The airplane goes

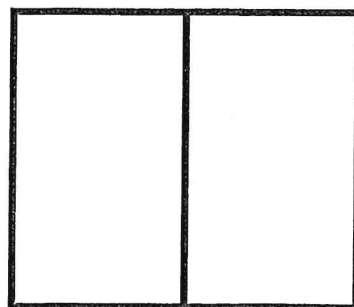


in the air.

5



The bee goes



too!

6

Sight Word Reader

e "Going up in the Air" book

h u

u p

p u

h u

u p

p u

“Going up in the Air” Interactive Sight Word Reader

Students will cut out each letter, unscramble, and glue into the “Going up in the Air” book

p u


u p

p u

u p

p u

I Can Read!

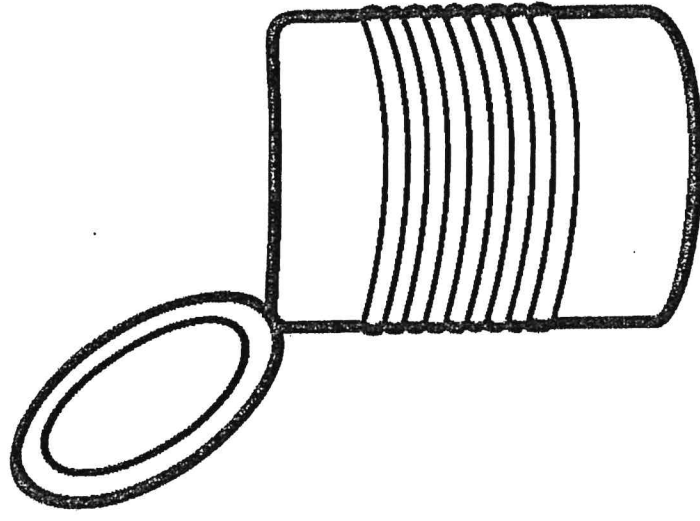


-in

BL

Word Family Reader


tin



**Where is my
tin?**

Where is my
bin?


2



bin

Where is my
pin?

3




pin

Where is the
fin?




fin

Where is my
kin?



kin

win




I win.


Now I Know My

-in Word Family


Words




win



tin




bin



kin



fin

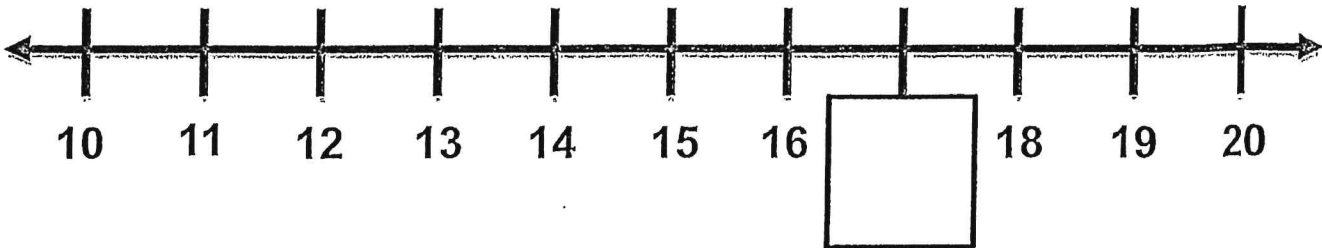


pin

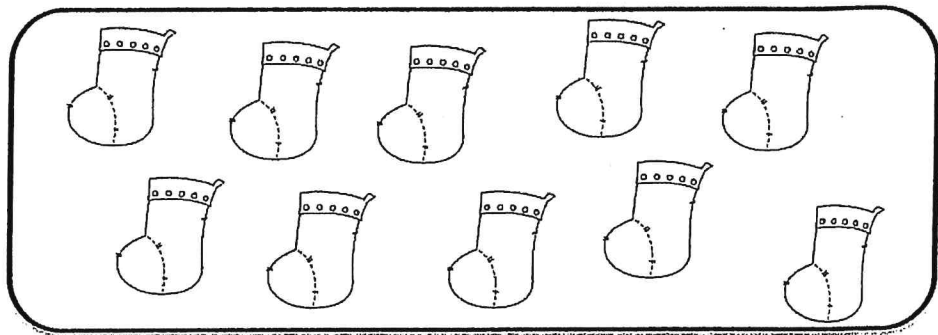
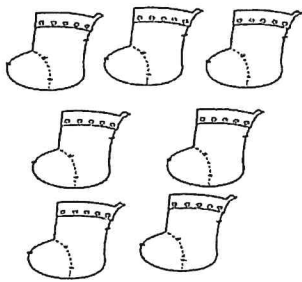
Expert Reader To Be!

Name _____

Fill in the missing number.

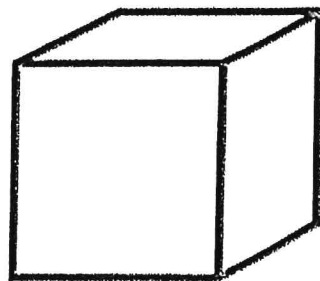
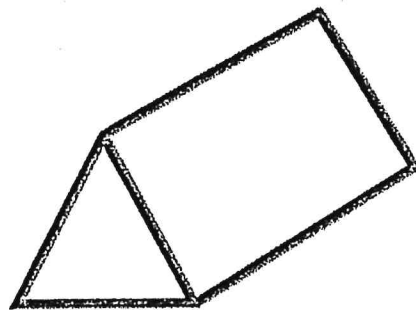



Circle more to make 10.



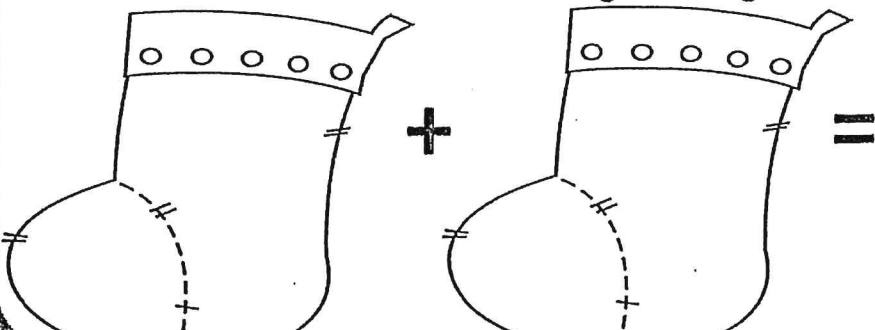
$$7 + \underline{\hspace{2cm}} = 10$$

Color the shape with the least amount of sides.



Draw 3 triangles on each stocking.

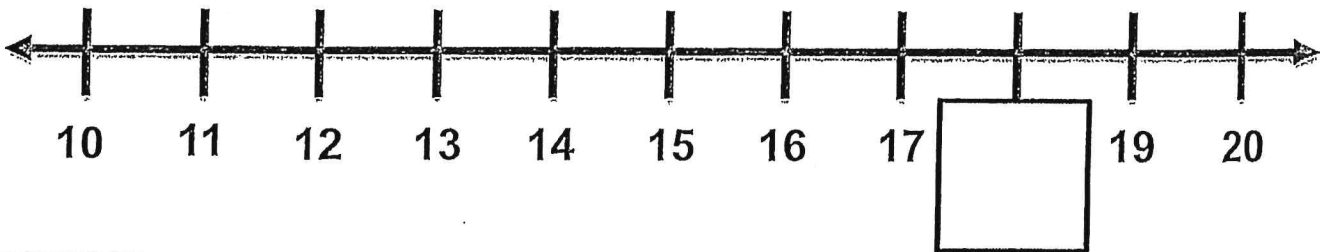
How many triangles in all?




=

Name _____

Fill in the missing number.



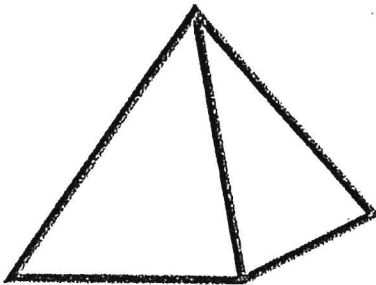


Circle more to make 10.




$$1 + \underline{\hspace{2cm}} = 10$$


Color the shapes that have more than one corner.



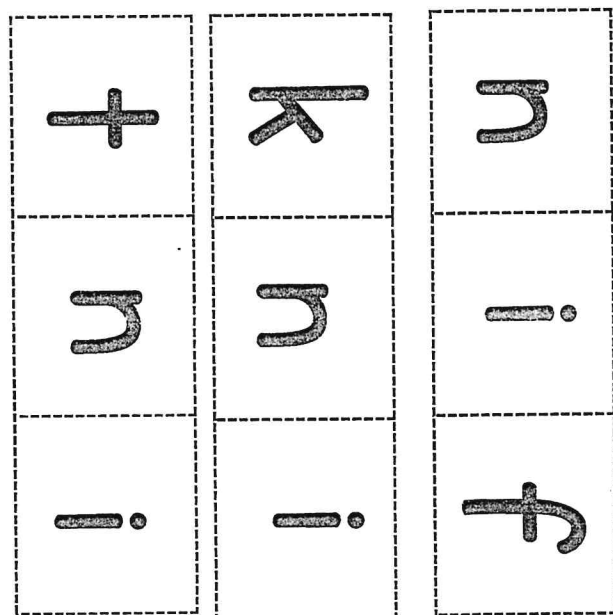
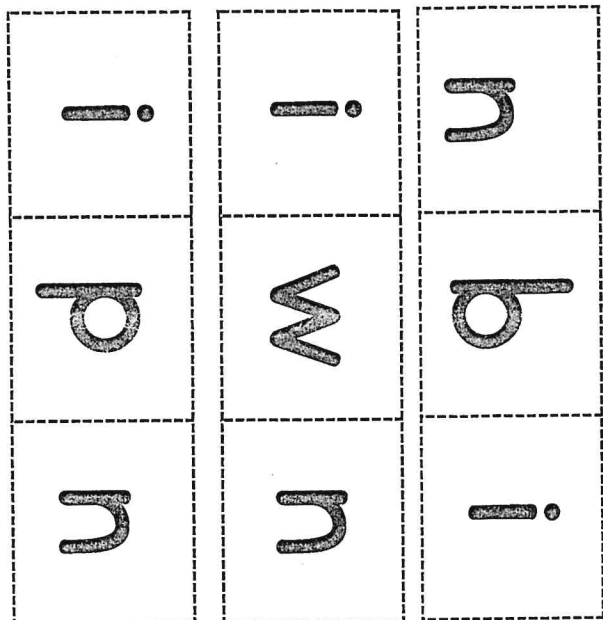
Draw 5 snowflakes on each box.
How many snowflakes in all?



+



=

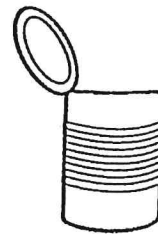
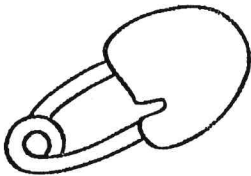




Name: _____

in

DAY THREE

Directions: Build each word.



WES AMI

DAY 3

How to Make

him

Better

Name: _____

Copyright © 2014 Maria Manore

www.kindercrazeblog.com



Bear is sick.
The doctor will make

--	--	--

better.




Bear is sick.
The nurse will make

--	--	--

better.

3




Bear is sick.
The shot will make

--	--	--

better.

4



Bear is sick.
The band-aid will make

--	--	--

better.

5



Bear is sick.
The love will make

--	--	--

better.

6

"How to Make him Better" Interactive Sight Word Reader

Students will cut out each letter, unscramble, and glue into the "How to Make him Better" book

h m i

h m i

h i m

h i m

h i m

h i m

Interactive Sight Word Reader

glue into the "How to Make him Better" book

h m i

h i m

m i h

i h m

i m h

I Can Read!




-in

AB

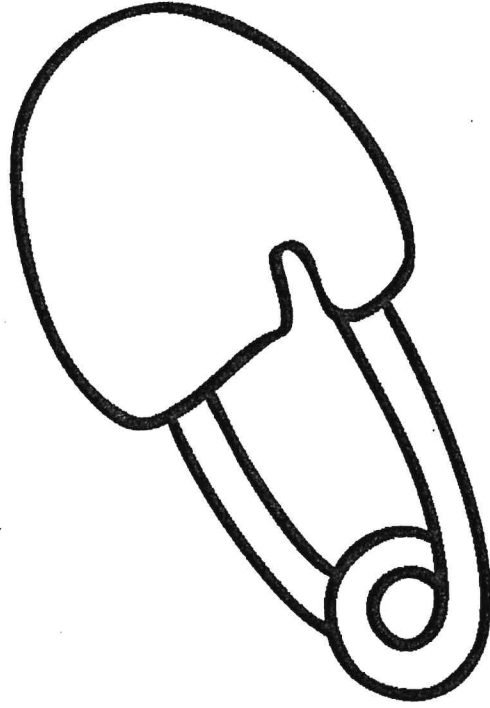
Word Family Reader

tin



**Look at my
tin.**


pin



I have a pin.

3


bin



**The blue bin
is big.**

2


fin



**The fin is
green.**

5


kin



He is my kin.

4

win




Did I win?


Now I Know My

-in Word Family


Words




win



tin




bin



kin



fin




pin


Expert Reader To Be !

Name _____


Color the reindeer that are less than 5.




Add the dice.



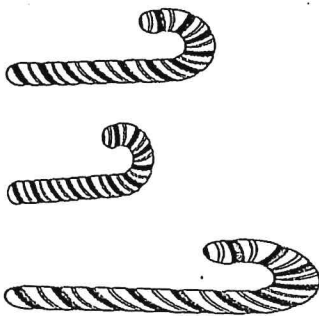
+




=



Color the longest.



Color the shortest.



There were 2 gifts in the sleigh.

Santa put some more in there.


Now there are 5. How many did he put in the sleigh?

$$2 + \underline{\quad\quad} = 5$$




Name _____


Color the sleighs that are more than 5.




Add the dice.




+





=




Color the heaviest.



Circle the lightest.

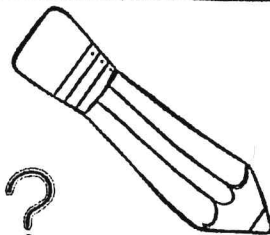


Santa has 3 reindeer. Mrs. Claus gave him some more. Now he has 6. How many did Mrs. Claus give Santa?




$$3 + \underline{\quad\quad} = 6$$

Name _____



What is Missing?

Write the missing letters.




f__n



t__



__in



ch__



pi__



__in

Read the word.
Draw it!


grin

Write a sentence using the word grin.



WES AMI


DAY 4

Brrr...  it is Cold!

Name: _____



Copyright © 2013 Maria Manore

www.kindercraze.blogspot.com



is cold outside.

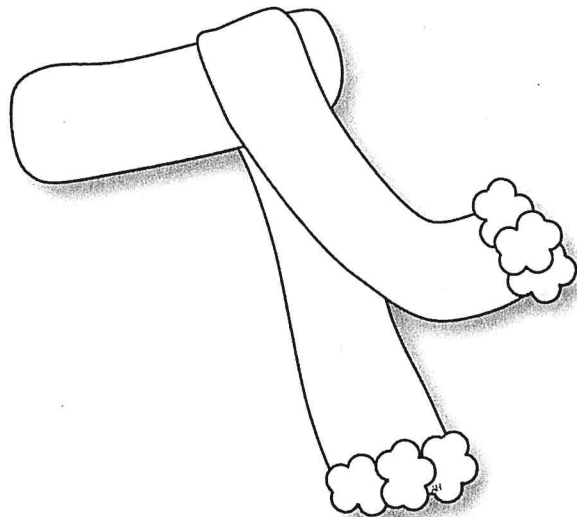
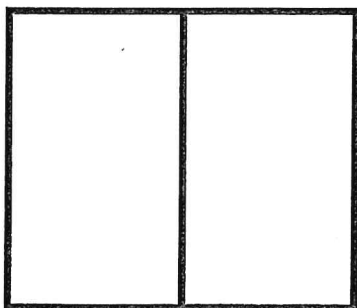
Put on a sweater.



is cold outside.

Put on a hat.


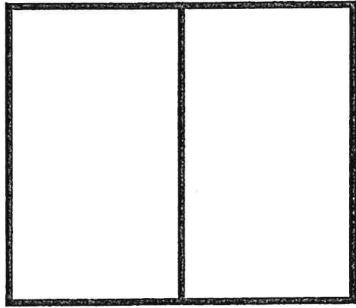
3



is cold outside.

Put on a scarf.


4



is cold outside.

Put on some mittens.

5



is cold outside.






Bundle up!



6


“Brrr... it is Cold! Interactive Sigh

Students will cut out each letter, unscramble, and glue into the




"Brrr... it is Cold! Interactive Sight Word Reader"

Students will cut out each letter, unscramble, and glue into the "Brrr... it is Cold!" book



I Can Read!

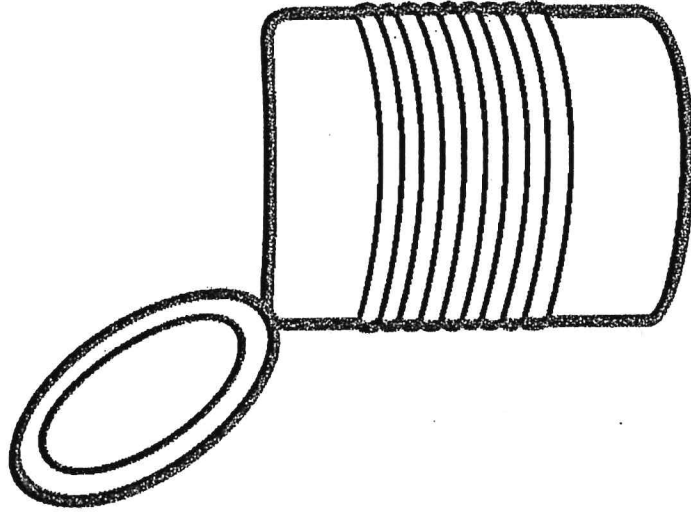


-in

AB


Word Family Reader

tin



Look at my
tin.


pin



I have a pin.

3

bin



The blue bin
is big.

2


fin



**The fin is
green.**

5


kin



He is my kin.

4

win




Did I win?


Now I Know My

-in Word Family


Words




win




tin




bin



kin

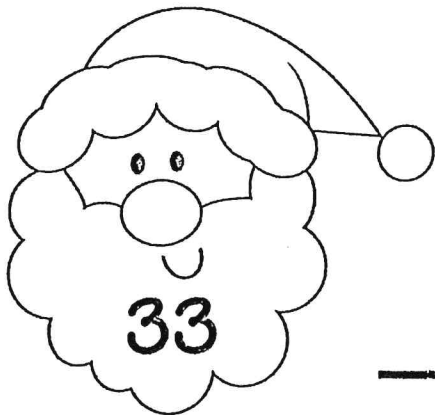


fin



pin

Expert Reader To Be!




Name _____


Count on from the given number.

_____ / _____ / _____


Add the dice.




+



=




Break the triangles into two groups. Write how many in each.



5

=

+




4 elves were skating.

3 went home.

How many are left?

$$4 - 3 = \underline{\hspace{2cm}}$$




Name _____


Count on from the given number.

_____ / _____ / _____


Add the dice.




+



=



Break the hearts into two groups. Write how many in each.



6

=

+




8 kids are on Santa's nice list. 2 more joined the list. How many kids are now on the nice list?

$$8 + 2 = \underline{\hspace{2cm}}$$


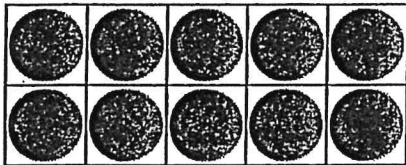
Name _____

Count on from the given number.





_____ , _____ , _____

Circle more to make 14.



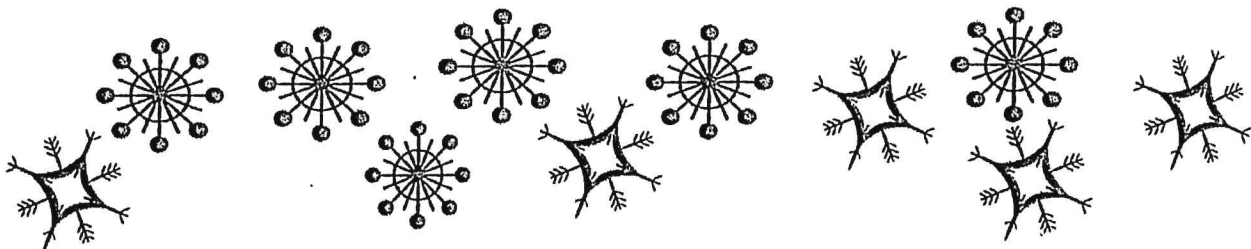
$$14 = 10 + \underline{\hspace{2cm}}$$

Break the shapes into two groups. Write how many in each.




$$9 = \underline{\hspace{2cm}} + \underline{\hspace{2cm}}$$

Add the snowflakes. Write how many of each.



$$\underline{\hspace{2cm}} + \underline{\hspace{2cm}} = \underline{\hspace{2cm}}$$

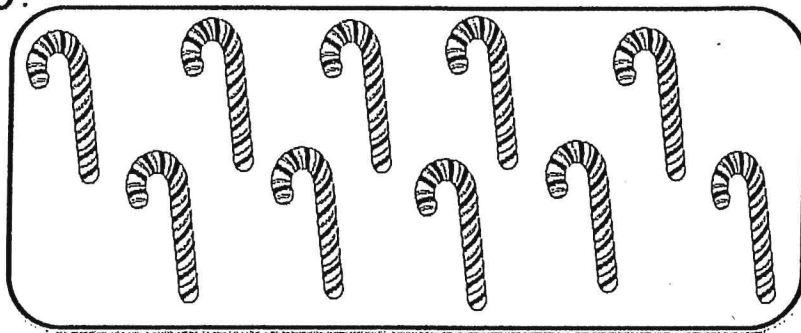
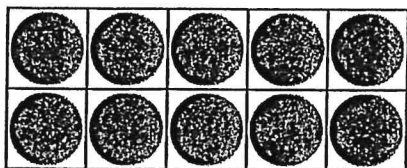


Name _____

Count on from the given number.


_____ , _____ , _____

Circle more to make 15.





$$15 = 10 + \underline{\hspace{2cm}}$$

Break the shapes into two groups. Write how many in each.




$$10 = \underline{\hspace{2cm}} + \underline{\hspace{2cm}}$$




How many circles
in all?

Words With "in"


Write each word beside the matching picture.












bin

tin

fin

pin

win



Name _____