

**PBS Arkansas Shows and Times**

<b>Wild Kratts</b>	Join the adventures of Chris and Martin Kratt as they encounter incredible wild animals, combining science education with fun and adventure as the duo travels to animal habitats around the globe.
<b>Odd Squad</b>	The show focuses on two young agents who are part of the Odd Squad, an agency whose mission is to save the day whenever something unusual happens in their town.
<b>Molly of Denali</b>	Set in a rural Alaskan village, and featuring the adventures of Molly, her family, and friends, MOLLY OF DENALI models the many ways that children can access and create informational text in their daily lives.
<b>Peg + Cat</b>	What would it be like to wake up and find yourself in the middle of a math word problem?
<b>The Cat in the Hat Knows a lot about That!</b>	"The Cat in the Hat Knows a Lot About That!" features six-year-olds Sally & Nick, best friends and next door neighbors, who are transported on magical journeys to all corners of the globe where the natural world becomes their playground.
<b>Xavier Riddle and the Secret Museum</b>	Xavier Riddle with his sister, Yadina Riddle, and their friend, Brad, go to the Secret Museum to time travel to the past, to observe, interact, and learn from historical heroes.
<b>Let's Go Luna</b>	LET'S GO LUNA! follows the adventures of three animal friends as they traverse the globe with their parents' traveling performance troupe.
<b>Ready Jet Go</b>	In READY JET GO!, Jet Propulsion and his family leave their home planet of Boltron 7 to pose as earthlings and experience the planet up close.

**Literacy Corner**

Choose 3 to 5 literacy learning opportunities to practice your child's reading, writing and communication skills. Don't forget to grab a good book, snuggle up and read to or with your child daily.

- **Write a Story:** Choose your favorite show and write or draw a picture of the beginning, middle, and end of the show.
- **Drawing and Writing:** Go for a walk outside and look for interesting insects. Pay attention to details. What colors do you see? Does it have wings? How many legs can you count? What makes each one special? When you get home, make up your own insect. Draw a picture of it, describe it, and name it. Tell about what makes this insect different.
- **Design Instructions:** In *Xavier Riddle*, the Wright brothers said that mistakes help you learn. Work as a family to make paper airplanes. Experiment with different kinds of paper, material and different kinds of folds to see which plane flies the farthest. Tell, draw or write each step.
- **Scary Writings:** Molly was scared by a few animals and insects in the show "Bird in Hand". Have you ever been scared by an animal that you could see? Or been scared of an animal by its noises? Write a story or draw a picture

Beginning	Middle	End

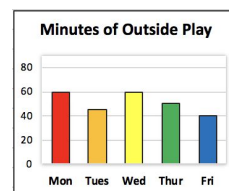
about your experiences.

- **Read Article:** Read “Fireflies” and answer the questions.
- **Vacation Diorama:** What is your favorite vacation you have ever taken? Using objects around your home, build a scene from that vacation. Then describe the scene to an older sibling or family member.
- **Hieroglyph:** In *Let’s Go Luna!: Amazing Man*, Andy, Carmen, Leo and Luna read a comic that has hieroglyphs in it. A hieroglyphic is the oldest way of writing! Hieroglyphs are pictures that represent words. Write a sentence using words from the English language, and translate it into your own hieroglyphs!
- **Invention Description:** Leonardo Da Vinci invented many things when he was a child. Do you have anything you would like to invent? Describe what you would like to invent and why.
- **FREE Choice:** Ask your child about his or her interests? Let them choose something to read, write or learn more about today.

## Math Mania

Choose 2 to 4 math learning opportunities to build and reinforce counting, sorting, and developing number sense.

- **Measurement:** Using a ruler, measure five items around your house. Write down their measurements. Can you find one item that is exactly ten inches in length?
- **Subtraction:** In *Odd Squad*, Jeremy had to find the difference between two numbers to unlock the van. This is called subtraction. Can you subtract? Try these problems and explain your thinking.
  - You have 20 stickers. If you give 12 stickers to a friend, how many stickers will you have left?
  - Meg has 12 cookies to share. After she gives some to her sister, she has 4 cookies left. How many cookies did her sister get?
  - There are some dogs in the park. Six dogs go home. Now there are 5 dogs in the park. How many dogs were in the park in the beginning?
- **Graphs:** The villains in *Odd Squad: Flawed Squad* used a bar graph to record votes. Create a bar graph to show how much time you spend playing outside each day. Collect information for one week. Include important information on your graph such as the days of the week and number of minutes you are outside each day.
  - Which day did you play outside the most? Least?
  - Are there any days that you have the same amount of time outside?



- **Coin Clues:** Gather some change in your hand. Without showing what it is, tell someone how much money and how many coins you have and see if they can guess the coins. Ex: "I have 17 cents and 5 coins. What coins do I have?" (3 nickels and 2 pennies). Take turns.
- **Count the Ways:** I can make 10 cents by using a dime or 2 nickels. How many ways can you make 25 cents? 50 cents? 75 cents? Compare your work to someone else's. Did you find them all?
- **Comparing Quantities:** Peg + Cat in *The Pig Problem* compared the amount of flowers and triangles Pig had at home to the ones he received at the opera. Can you compare amounts?
  - There are 28 kids on the playground. Some are boys and 13 are girls. How many are boys? Are there more boys or girls? How do you know?
  - Mae has 16 flowers and Lee has 19 flowers. Who has more flowers? Less flowers? Explain your thinking.



- **Shapes:** In *The Messy Room Problem*, Peg + Cat sort objects based on if they are circles or spheres. What is the difference between a circle and a sphere? Make a list. Can you explain the differences to someone? Now try a square and a cube or a triangle and a pyramid.

### THINK like a Scientist!

Choose at least 2 learning opportunities to practice observing, questioning, and reasoning skills.

- **Echolocation:** The Cat in the Hat shared how bats use echolocation to help them hear. Play a game of hide and seek. Use a blindfold to cover the seeker's eyes and have them use sounds to help them find the hidiers.
- **Sound Communication:** Crickets rub their legs together to make sounds to communicate. Use a comb and a paper card to model the legs of the cricket. What sounds does it make? Can you think of other animals that make sound with vibrations caused by other parts of their bodies? Draw a picture showing how the cricket or other animals make sound. Can you make different sounds with your body parts?




- **Light Communication:** The Wild Kratts taught us that fireflies, also known as lightning bugs, use bioluminescence to light up and communicate with other fireflies. Create some patterns with light and use them to communicate with someone in your home. Use a flashlight or lightswitch to make the pattern.
- **Observation Station:** Fireflies are beetles that light up the evening sky for about two weeks in the early summer in Arkansas. Draw and design a container to collect and observe a lightning bug. Remember if you collect them, to be gentle and release the fireflies within an hour.
- **Simple Machines:** We learned about a simple machine called a pulley with the Cat in the Hat. We learned that a pulley allows us to pull down and move things up. Create a pulley and see if it is easier or harder to lift things with and without the pulley. Draw a picture to show what happened in your investigation.

### FUN ZONE

- ★ Get active with your family. Go for a walk or play outside.
- ★ Perform your favorite song or dance
- ★ Play a family game (Uno, Candy Land, Heads Up, Go Fish, etc.)
- ★ Make a masterpiece - use art chalk, paint, crayons, etc.
- ★ Check out the PBS kids for games and activities for each show. <https://pbskids.org>



## Fireflies (From ReadWorks.org)



Fireflies are beetles that glow! Fireflies are black beetles with big eyes. Most fireflies have wings. They can light up in the dark. Even the eggs of fireflies glow!

Why do fireflies light up? Sometimes, animals want to eat fireflies. Fireflies light up to tell these animals that fireflies taste bad. When a firefly is scared of something, it lights up. Other times, male and female fireflies talk to each other by lighting up. They can blink on and off.



*This is a drawing of a firefly.*


*This is a photo of a firefly on a plant.*

## Vocabulary: light

These pictures show something that give light:



1. Please say the word light out loud.
2. Please write the word light.
3. Look at the pictures below. Which picture shows something that gives light?



4. Draw a picture of something that gives light.
5. Create a sentence that uses the word light. Say the sentence out loud with a partner or write it down.