



# 7 Webtools for Digital Storytelling



brought to you by:

**SimpleK12**<sup>®</sup>  
powered by InfoSource, Inc.

# 7 Webtools for Digital Storytelling



## Table of Contents

Webtool #1: Kerpoof.....	2
Webtool #2: ZooBurst.....	3
Webtool #3: Google Search Stories.....	4
Webtool #4: StoryJumper.....	5
Webtool #5: Blabber .....	6
Webtool #6: My StoryMaker .....	7
Webtool #7: Glogster.....	8
BONUS #8: Voki.....	9
BONUS #9: Picture Book Maker.....	10
BONUS #10: StoryBird.....	11



# 1. Kerpoof


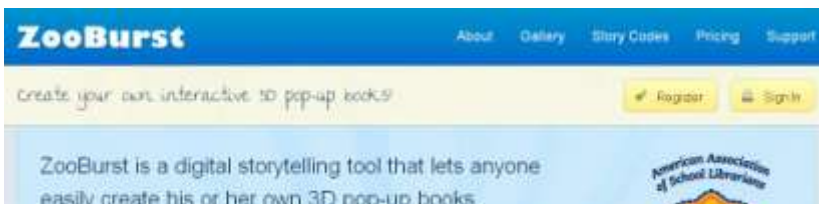
Grades K-8

<http://www.kerpoof.com>

Kerpoof is a web-based, kid-friendly interactive multimedia site, which will allow your students to create animated movies, pictures, cards, artwork and stories online.

It also gives students the ability to share their work with others in a safe environment. It's a great way to introduce elementary students to Web 2.0 tools and encourages creativity!

Kerpoof even has a Teacher's Guide with ideas for using Kerpoof in your classroom and lesson plans! 2



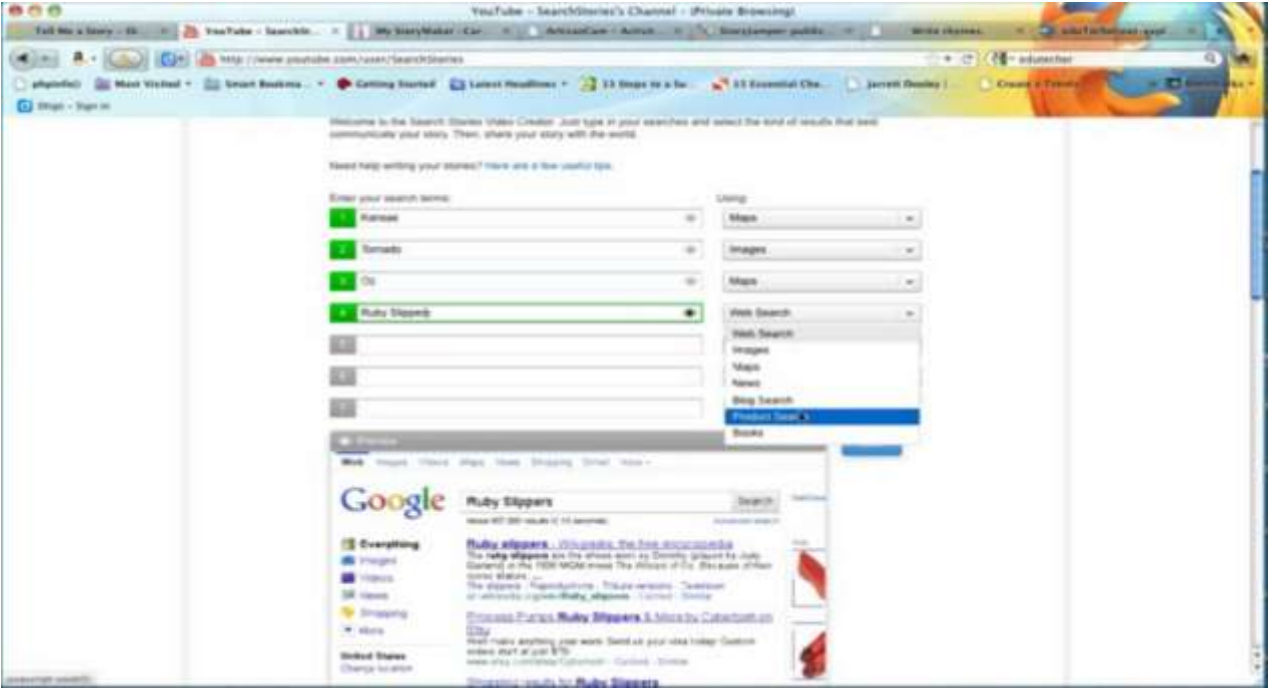
## 2. ZooBurst

Grades K-12

<http://www.zooburst.com/>

ZooBurst is a digital storytelling tool that lets anyone easily create his or her own 3D pop-up books. Using ZooBurst, storytellers of any age can create their own rich worlds in which their stories can come to life!

With Zooburst you and your students can create their own 3D stories and add narrations. Readers who have a webcam installed on their computer can also experience any ZooBurst book in Augmented Reality. Once a book has been loaded, readers can click on the 'Webcam Mode' button at the top of the screen, and see their book come to life.



### 3. Google Search Stories

Grades K-12

<http://www.youtube.com/user/SearchStories>

With Google Search Stories, you and your students will become the director of your own movie. All you have to do is enter your Google Searches and add music, and you have a Google Search Story! You will end up with a video of your searches which should flow together to create a story. Google Search Stories can be used with any grade level about any topic or subject. Once your video is finished, you can save it to your YouTube channel.

Google Search Stories takes something your students are familiar with, Google, and incorporates storytelling and interactive learning in a very creative way. You must have YouTube access in your school to use this tool.

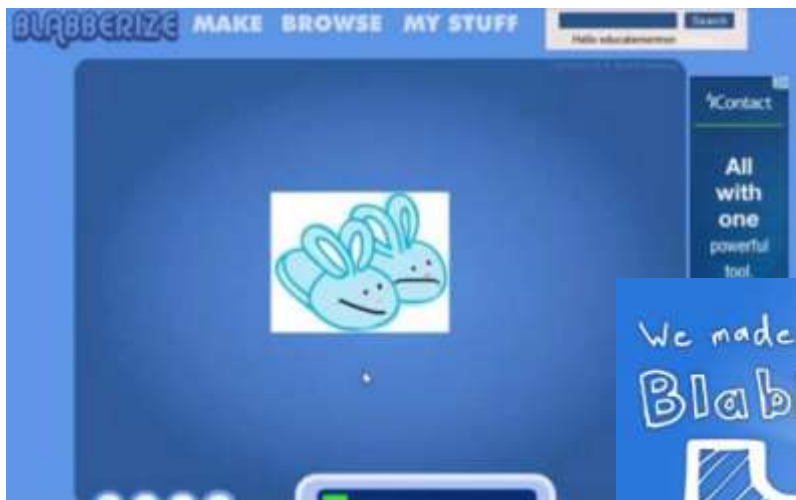


## 4. StoryJumper

Grades K-5

<http://www.storyjumper.com/>

StoryJumper is similar to other digital storytelling tools. StoryJumper is unique because it allows you to actually create a real hardcover book of your creation for a cost. If you don't want to spend money you can use this fun and interactive tool for free! StoryJumper is very easy to use. You can assign your students activities to do which they can accomplish through the creation of their own story. Your students' stories can be saved and shared. StoryJumper even has a classroom edition which gives teachers an interface to manage and review students' work, enables kids to share stories between the classroom and home, maintains strict privacy controls over student information, and applies educational discounts when ordering books.



## 5. Blabberize

Grades K-8

<http://www.blabberize.com/>

Blabber allows you to “blabberize” your pictures! You can take an ordinary photo and add a mouth to it and record your own voice to make your pictures talk. You can even use blabber to turn your pictures into a video to have your blabbers interact with each other and act out a story.

Blabber can be great to teach history or literature by “blabberizing” the characters to act out the story in an entertaining way. Once you create your blabber, it can be shared using a link or embedded into your class website or blog.



The screenshot shows the Simple K12 website home page. At the top left is the Carnegie Library of Pittsburgh Kids logo. A search bar is located at the top center. Below the search bar are navigation links for 'Home', 'The Internet', 'Help & Support', 'Email', and 'Online Chat'. A 'CATALOG SEARCH' box and a 'MY ACCOUNT' button are on the right. The main content area features a 'My StoryMaker' section with a title 'Can a lion share a cupcake with an astronaut?' and a brief description of the tool's capabilities. Below the title are icons for various characters and objects. A 'Find your story' button is also visible.



The screenshot shows the My StoryMaker interface. The main window displays a scene with a lion, a blue character, and a purple tent in a desert landscape. The title above the scene is 'The lion who traveled to the desert'. Below the scene, the text reads: 'Once upon a time the lion looked through the telescope and could see everything in the sky and further. The genie was surprised.' On the right side, there are four panels: 'Characters' with various animal icons, 'Items' with various objects, 'Scenery Objects' with landscape icons, and 'Settings' with color and background options.

## 6. My StoryMaker

Grades K-12

<http://www.clpgh.org/kids/storymaker/>

My StoryMaker lets you control characters and objects - and creates sentences for you! This webtool sparks creativity with your students by helping them create their story. Students can choose their character, objects, and scenery and My StoryMaker creates the sentences for them which your students can go back and edit as much as they'd like.

Although this webtool may seem more geared towards younger students, it's a great tool for middle school and high school students to create allegories. Once stories are done, they can be saved and printed out.



**Glogs** - the best projects

CREATE YOUR OWN GLOG NOW!

START your new Glog here IT'S FREE!



## 7. Glogster


Grades K-12

<http://edu.glogster.com/>

With Glogster, your students can create interactive digital posters and collaborative class projects. Although there are many premium options, your students are able to create their own Glog for free. A Glog, which is a combination of the words graphics and blog, is great for numerous projects.


Teachers use Glogster to allow students to create portfolios, present research reports, and even for student led instruction. Glogster allows you to give your students specific objectives and requirements that must be fulfilled with their Glog, and they can even view tutorials before they begin.

# BONUS Webtool



## Use Voki for Education

Learn how to use Voki in an educational setting. Below, you can find out how to get started with Voki, find ideas on using Voki in the classroom, and find links to additional Voki resources.



The resources below are free and available to all Voki users. We encourage you to take advantage of these features, especially if you're new to Voki.

### Getting Started with Voki

Creating a Voki is as simple as clicking **Create** and starting! This page contains some resources to help you get you under way.



### Voki Classroom

Create & manage student and classroom accounts.  
[Click to learn more!](#)

#### Voki Classroom Resources

Here are some resources to help you get



### Find us on Facebook

[Sign Up](#) Create an account or [log in](#) to see what your friends like.

Voki on Facebook  
[Like](#)

## 8. Voki



Grades K-12

<http://www.voki.com/>

Voki is an interesting tool that allows you to create your own avatar and record your voice to it. Voki is fun and interactive and will encourage your students to participate while introducing technology in a new way.

Voki can be used as an effective language tool in your classroom, it has text-to-speech in over 25 languages. You can post your Voki to any blog, website, or profile! Voki's website has over 100 lessons plans available to give educators ideas for using this webtool in their classroom.

# BONUS Webtool



## 9. Picture Book Maker

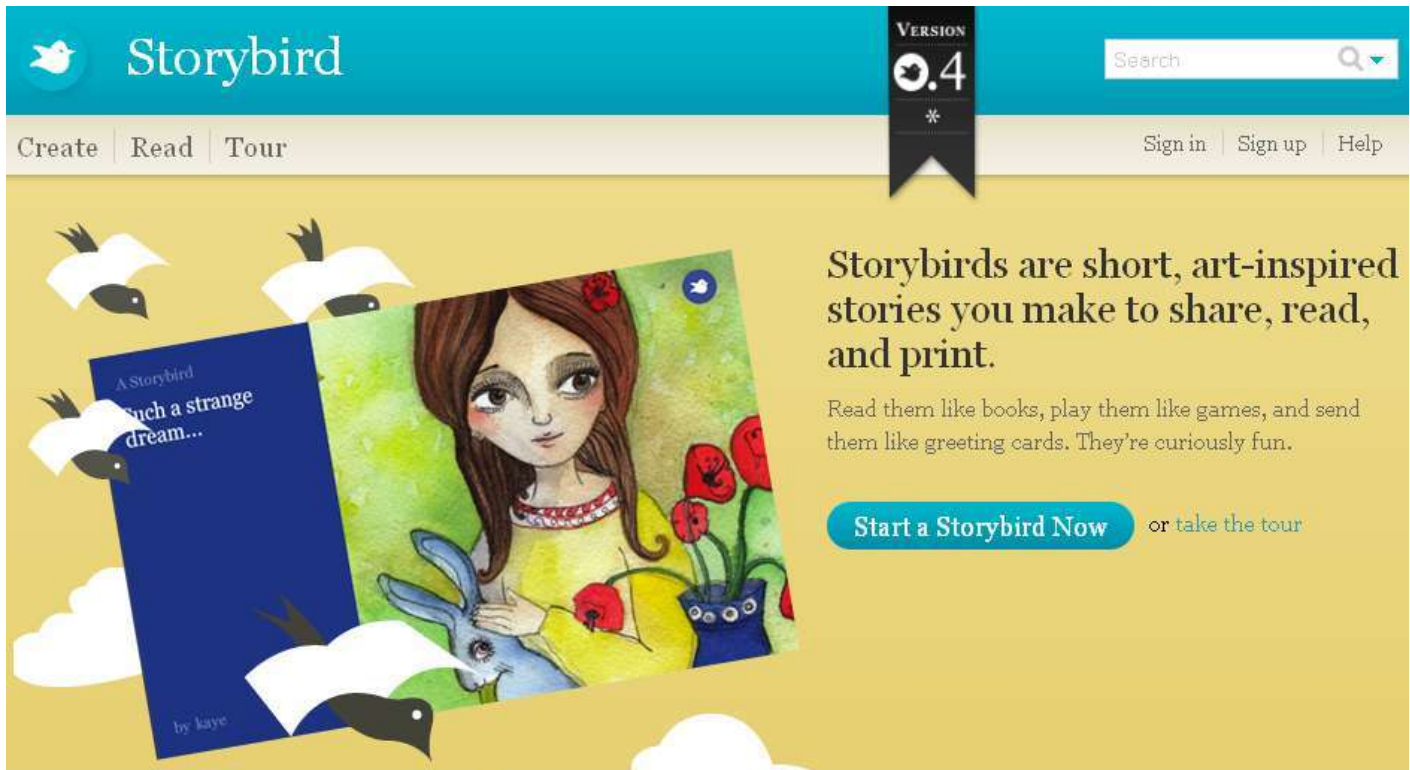
Grades K-2

<http://www.artisancam.org.uk/flashapps/picturebookmaker/>

What makes this picture book creator unique is the great illustration elements that students can use in their story. The illustrations and text look hand drawn with crayon and can be adjusted to fit the story. Each picture has multiple poses of the same character and there are also several backdrops and props for students to include in their story.

This webtool is perfect for young students who aren't quite ready to write out a full storyline but who feel comfortable telling a narrative through pictures. When the book has been completed, it can be saved to the gallery, sent to a friend via email, or printed out.

# BONUS Webtool



## 10. StoryBird


Grades K-12

<http://storybird.com/>

StoryBird is a great tool that gives students the opportunity to create art inspired stories and poetry. StoryBird allows students to select the artwork that best depicts their work and pair it with their story.

This is a great creative writing tool that inspires students to create very visually appealing works of art. With StoryBird, you can embed stories in blogs, email them to parents, download, or print them out.

# SimpleK12<sup>®</sup> Resources



**Sign Up For Our Blog!**

Get this eBook **FREE**



when you sign up!



## SimpleK12<sup>®</sup> Blog

With Our Blog You Can:

Stay up-to-date with new Webtools and FREE Resources for your classroom!

Discover fascinating articles full of tips for teachers and administrators!

Join our contests and giveaways for your chance to win a FREE membership to our Teacher Learning Community!

**Sign up for FREE:**

<http://blog.simplek12.com/signup/>



## Webinars

You can register for and attend our upcoming webinars.

Stay up to date with innovative tools for your classrooms and learn with educators all over the world.

Space is limited, so reserve your seat now before it's too late!

**Register Now for FREE:**

<http://simplek12.com/tlc/webinars/>



## FREE eBook

We have searched the web for some lesser known **FREE** webtools to integrate into the classroom. These free resources will help you create engaging 21st century learning experiences for you *and* your students. This 17 page technology integrating digital eBook puts you into the inner circle of EdTech teachers!

**Get FREE Instant Access:**

<http://simplek12.com/tlc/kpw25b/>