



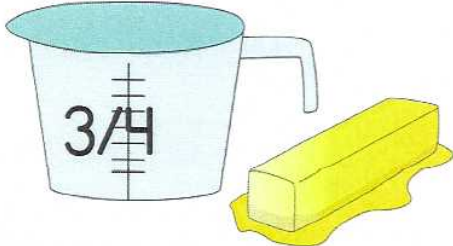
Peanut Butter Squares




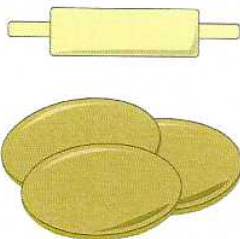
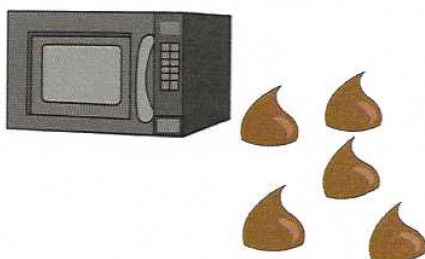

- Visual Recipe
- Tools and Ingredients List
- Sequencing Page
- Survey
- Tools and Ingredients worksheet

Peanut Butter Squares

Tools & Ingredients

1	 <p>1/4 cup powdered sugar</p>
2	 <p>1 cup peanut butter</p>
3	 <p>3 cups crushed Nilla Wafers</p>
4	 <p>2 Cups Chocolate Chips</p>
5	 <p>3/4 cup butter</p>

Peanut Butter Squares

1		Melt butter, peanut butter, and sugar
2		Add crushed wafer cookies and put in pan
3		Melt chocolate chips in bowl and stir
4		Spread over sheet of squares
5	& ENJOY!	

Name:

Date:

% Independence:

Sequencing

1	
2	
3	
4	
5	

Name:


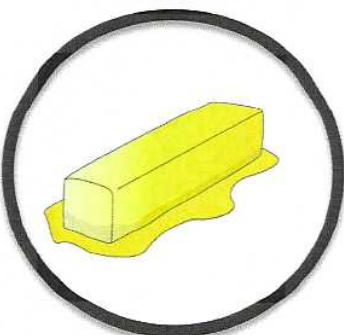


Date:

%. Independence:

Cooking

Tools & Ingredients

What did you use?



Name:



Date:

% Independence:

How was it?

What did you make today?

How did it taste?



Would you make it again?

