



GPSD Canvas

PARENT Tidbits

You need a PAIRING code



- What is a pairing code and why do I need one?
 - It is a code that links students to observers(parents)
 - Parent Codes will come from the teacher or student
 - [GPSD Parent Pairing Guide](#)

Create Your Account



1. Visit the URL of your school's Canvas instance
 - <https://gpsdk12.instructure.com/login/canvas>
2. OR Download the Canvas Parent app and create your account there
 - Once downloaded search for Greenville Public School District(Parents and Families)
 - OR type the URL listed above

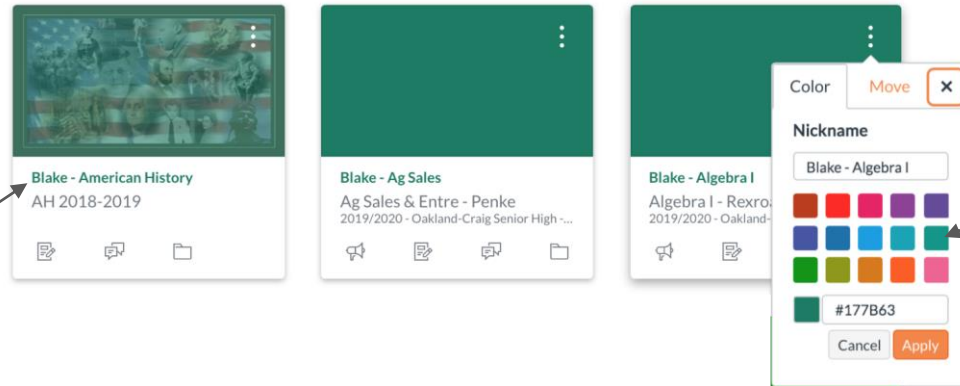
TIP # 1 : Customize Your Dashboard!



Help manage which courses belong to which child!

- Color code each child's course tile
- Rename each course tile with a nickname
- Rearrange dashboard tiles

Dashboard



Blake - American History
AH 2018-2019

Blake - Ag Sales
Ag Sales & Entre - Penke
2019/2020 - Oakland-Craig Senior High ...

Blake - Algebra I
Algebra I - Rexro
2019/2020 - Oakland-

Color Move X

Nickname
Blake - Algebra I

#177B63

Cancel Apply

TIP # 2 : Adjust Notifications

So your phone and email don't BLOW UP!



- Account > Notifications

Notification Preferences

Notify me right away Send daily summary Send weekly summary Do not send me anything

Show name of observed students in notifications.

| | Email Address |
|--|---|
| Course Activities | |
| Due Date | <input checked="" type="checkbox"/> <input type="clock"/> <input type="calendar"/> <input type="x"/> |
| Grading Policies | <input checked="" type="checkbox"/> <input type="clock"/> <input type="calendar"/> <input type="x"/> |
| Course Content | <input checked="" type="checkbox"/> <input type="clock"/> <input type="calendar"/> <input checked="" type="x"/> |
| Files | <input checked="" type="checkbox"/> <input type="clock"/> <input type="calendar"/> <input checked="" type="x"/> |
| Announcement | <input checked="" type="checkbox"/> <input type="clock"/> <input type="calendar"/> <input type="x"/> |
| Announcement Created By You | <input checked="" type="checkbox"/> <input type="clock"/> <input type="calendar"/> <input checked="" type="x"/> |
| Grading <input type="checkbox"/> Include scores when alerting about grades. If your email is not an institution email this means sensitive content will be sent outside of the institution. | <input checked="" type="checkbox"/> <input type="clock"/> <input type="calendar"/> <input type="x"/> |
| Invitation | <input checked="" type="checkbox"/> <input type="clock"/> <input type="calendar"/> <input type="x"/> |
| Submission Comment | <input checked="" type="checkbox"/> <input checked="" type="clock"/> <input type="calendar"/> <input type="x"/> |

TIP # 3 : Visit the Calendar

To see all the action in one place!



- View calendar events by week, month, or agenda list
- 10 course and group calendars can be shown at one time
- Icons indicate:



QUIZ



DISCUSSION



EVENT



ASSIGNMENT

Today ← → April 2020

Week Month Agenda +

| SUN | MON | TUE | WED | THU | FRI | SAT |
|-----|---|---|--|---|---|-----|
| 29 | 30 Journal Spring March 30 Online Conference | 31 | 1 11a Practice Zoom meeting for Coronavirus Project R & J vocab assignment | 2 | 3 11a Zoom Coronavirus Presentations "A Rose for Emily" Discussion Post "A Rose for Emily" Questions Ag Sales Summary 5&6 Journal Covid 19 Thursday 4-2 Week 2: Culinary/Acts of Kindness Report (25 students) | 4 |
| 5 | 6 11a Coronavirus Project Conference Meeting 11:30a Culinary/Kindness Project Conference Meeting April 6 Online Conference | 7 Do questions 1-3 & #5 on p. 1344 Submit via Canvas 4/3 Covid19 Zoom (Diane) (14 students) | 8 Defense Production Act (14 students) Tuesday 4-7 Tuesday 4-7 #44-46 | 9 4/9 Ag Sales Summary 7&8 DUE Tragic Flaw assignment Video assignment/writing | 10 Making your own Covid19 Mask (14 students) Week 3: Cul/Kindness Report (26 students) Word Connotations | 11 |
| 12 | 13 | 14 Journal Beautiful | 15 | 16 | 17 | 18 |

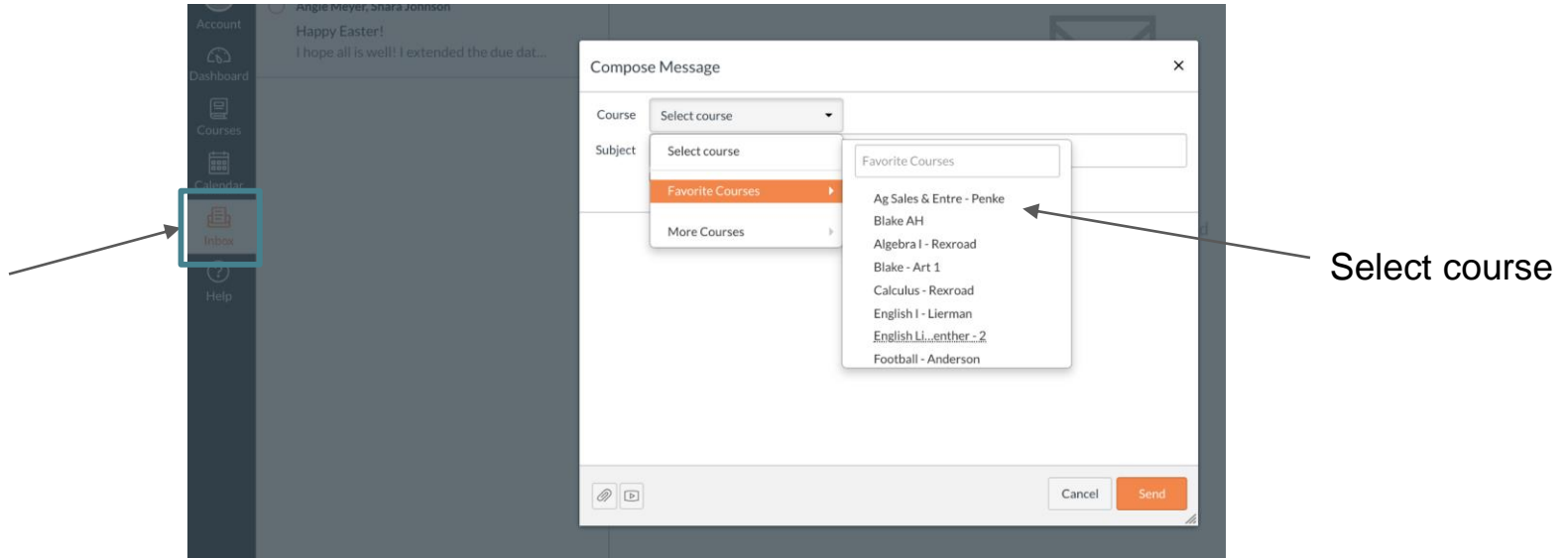
Legend:

- Shara Johnson
- Ag Sales & Entre - Penke
- Blake AH
- Algebra I - Rexroad
- Blake - Art 1
- Biology - Nelson
- Calculus - Rexroad
- English I - Lierman
- English Lit / Comp II - Guenther
- Football - Anderson
- Government - Lierman
- UNDATED
- Calendar Feed

TIP # 4 : Message a Teacher

Communication made easy

- The Canvas inbox allows you to communicate with teachers



TIP # 5 : View Grades

Take a closer look at your child's progress

- Select **VIEW GRADES** from the dashboard to view cumulative grades for all of your kids in one place
- OR Select a course dash card from the dashboard > grades for more detail

| Linked Student Accounts | |
|---|--------|
| Blake Johnson, Information Technology 2nd 2016-17 | % |
| Blake Johnson, AH Honors Academy 2018-2019 | % |
| Laryn Johnson, HAL | % |
| Laryn Johnson, Info Tech I - 2nd S. | % |
| Laryn Johnson, Spanish I - Lundquist | % |
| Laryn Johnson, Art I - Semester 2 | % |
| Shea Johnson, HAL | % |
| Shea Johnson, Senior High Band | % |
| Shea Johnson, Biology - Nelson | % |
| Shea Johnson, Intro To Agriscien - Penke | % |
| Shea Johnson, Spanish I - Lundquist | % |
| Blake Johnson, Intro To Agriscience | % |
| Blake Johnson, Government - Lierman | % |
| Blake Johnson, Calculus - Rexroad | % |
| Laryn Johnson, Algebra I - Rexroad | % |
| Shea Johnson, Algebra I - Rexroad | % |
| Laryn Johnson, Biology - Nelson | % |
| Laryn Johnson, English I - Lierman | % |
| Shea Johnson, English I - Lierman | 94.29% |
| Shea Johnson, Info Tech I - 2nd S. | % |

| Grades for Laryn Johnson | | | | | |
|--|------------------------|------------------|-------|-------------|--|
| Course | | Arrange By | | | |
| Art I - Semester 2 | | Due Date | | Apply | |
| Assignments | | Learning Mastery | | | |
| Name | Due | Status | Score | Out of | |
| Picasso Bell 3/1 | Mar 1, 2019 by 11:59pm | MISSING | - | 5 | |
| Bell O'Keefe 1/17 | Jan 17 by 11:59pm | LATE | 4 | 5 | |
| Bell O'Keefe 1/24 | Jan 24 by 11:59pm | LATE | 5 | 5 | |
| Journal Life Lesson | Jan 24 by 11:59pm | | 23.6 | 25 | |
| Assessment by Angle Meyer | | | | | |
| Close Rubric: Art Journal Rubric | | | | | |
| Criteria | Ratings | | | Pts | |
| Composition view longer description | | | | 4.6 / 5 pts | |
| Creativity view longer description | | | | 4.6 / 5 pts | |

Total: 97.76%
Show All Details
Course assignments are weighted.
 Calculate based on assignments

TIP # 6 : DOWNLOAD the “CANVAS PARENT” APP

Engage in your child’s education on the go!

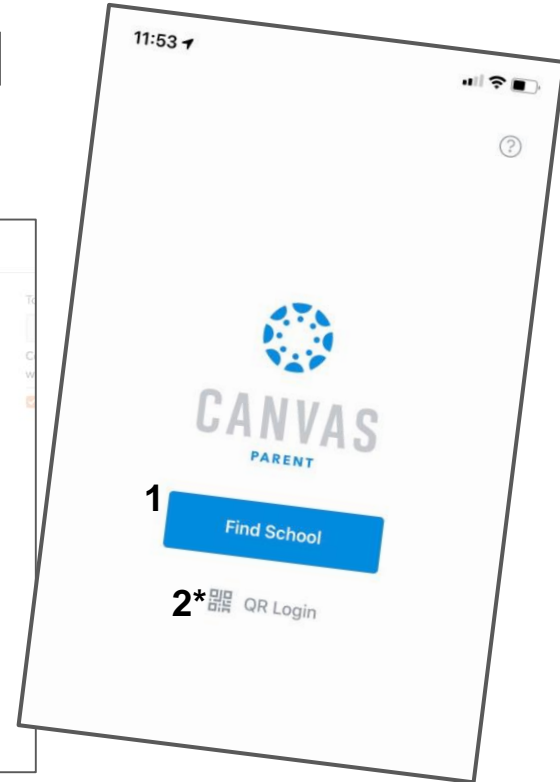
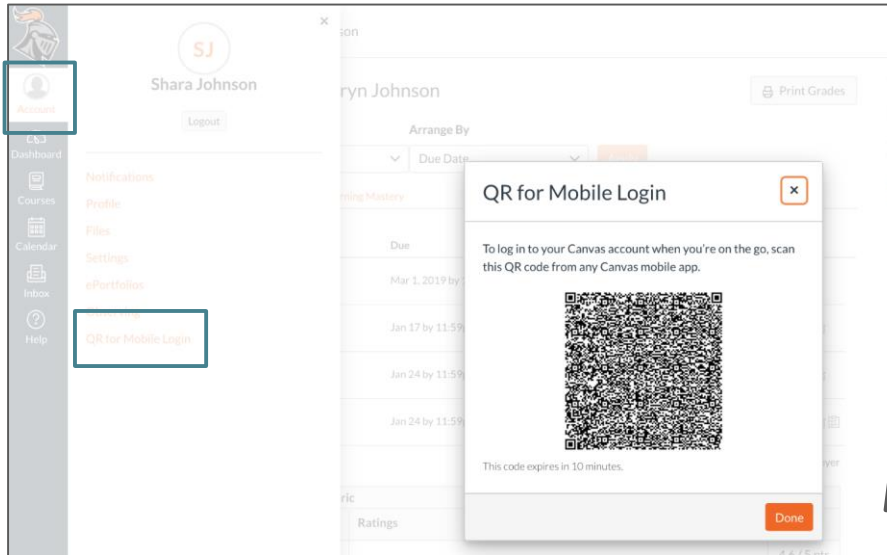
- Download the Canvas Parent app on Android and iOS devices



TIP # 7 : Log in to CANVAS PARENT

Simple interface with student details

1. Via Username / Password

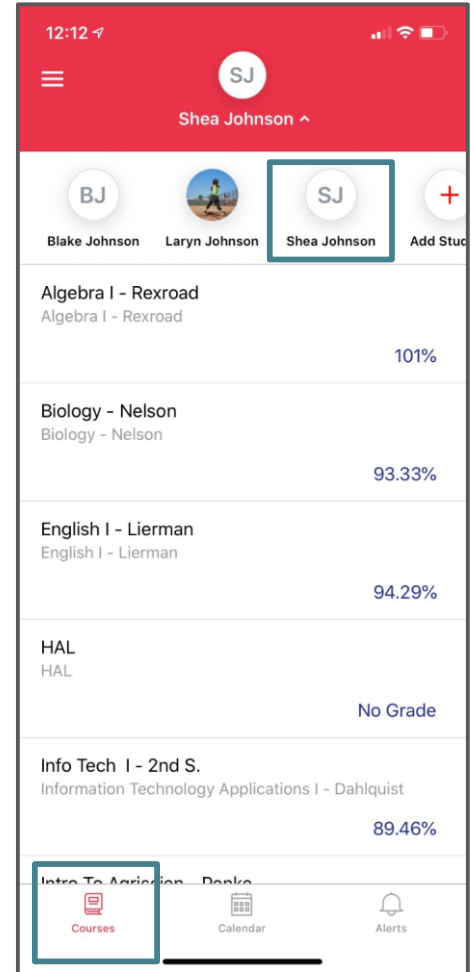


*iOS only

TIP # 8 : View Courses

Toggle between students to see their courses

- The default view shows the course list and current grade
- Tap the course name for more information

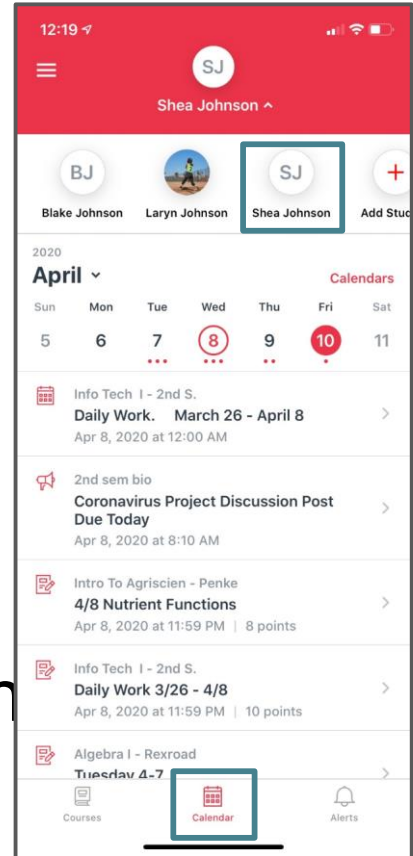


TIP # 9 : View the Calendar on the app!

Check out the heat map.. Aka dots

- Allows you to see events and assignments for one student at a time.
- Multiple dots indicate multiple assignments or events
- Select the assignment to

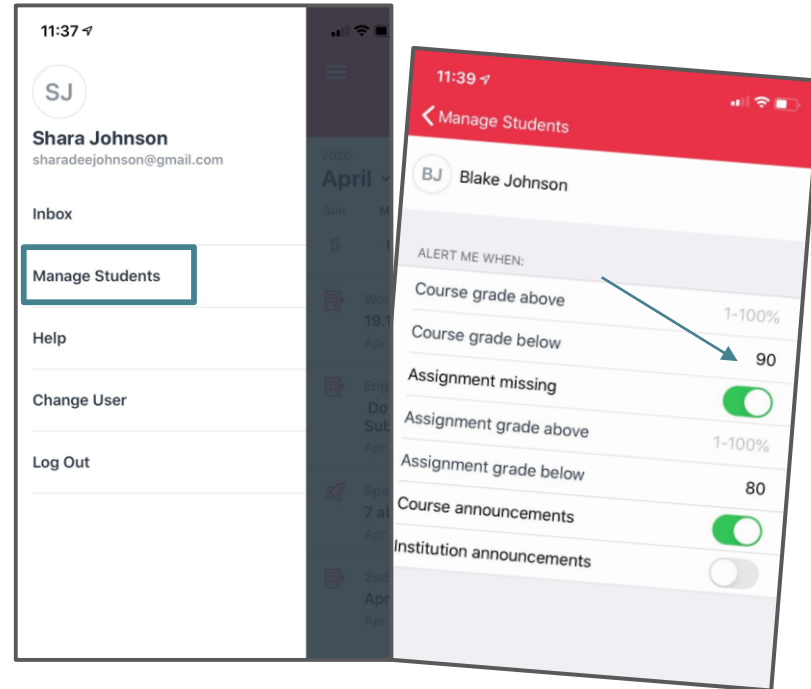
“Set Remin



TIP # 10 : Set Alerts!

Be in the KNOW!!

- Manage alerts for your linked children including:
 - Course grades
 - Missing assignments
 - Assignment grades
 - Announcements
- Go to Manage Students > select student > adjust alerts





Questions? Parents, students, and teachers can email helpdesk.gville.k12.ms.us