

Independent School District No. 818 Verndale  
Fund Balance and ADM History with Projections

	General Fund		General Fund			Months of Expend. in Unassign	Salary and Benefits as a %age of Expend	ADM	PUN	Salary and Benefits Per PUN	Fund Balances				Total Fund Balance
	General Fund		Salary and Wage Expenditures	Emp Bene Expenditures	Total Expenditures						Food Service	Community Service	Building Construction	Debt Service	
	Restricted	Unassigned													
6/30/2014	1,312,070	1,919,630	2,958,978	727,376	4,798,890	4.8	76.82%	502.57	584.71	6,304.58	64,467	29,708	1,369,877	44,265	4,740,018
6/30/2015	1,152,159	2,250,684	3,316,027	532,986	5,392,963	5.0	71.37%	528.64	578.09	6,658.16	43,054	29,332	-	50,675	3,525,905
6/30/2016	1,147,576	2,776,285	3,332,284	530,800	5,292,400	6.3	72.99%	530.83	578.41	6,678.80	38,153	39,750	-	56,886	4,058,649
6/30/2017	1,247,596	2,337,644	3,537,565	564,272	6,149,881	4.6	66.70%	541.05	591.80	6,931.12	39,432	55,914	-	75,664	3,756,250
6/30/2018	1,150,648	2,887,038	3,582,489	568,805	5,742,523	6.0	72.29%	561.23	613.27	6,769.11	57,617	78,258	-	83,550	4,257,110
6/30/2019			Projected Enrollment					576.00			Increase from 2018				
6/30/2020			Projected Enrollment					577.00			Increase from 2018				
6/30/2021			Projected Enrollment					567.00			Decrease from 2018, but reduction from 2020				

Note: All fund balance and expenditure data taken from UFARS turnaround Balance Sheet reports on MDE Website

Note: ADM and PUN data taken from District / School ADM Report (General Education Revenue page) on MDE Website

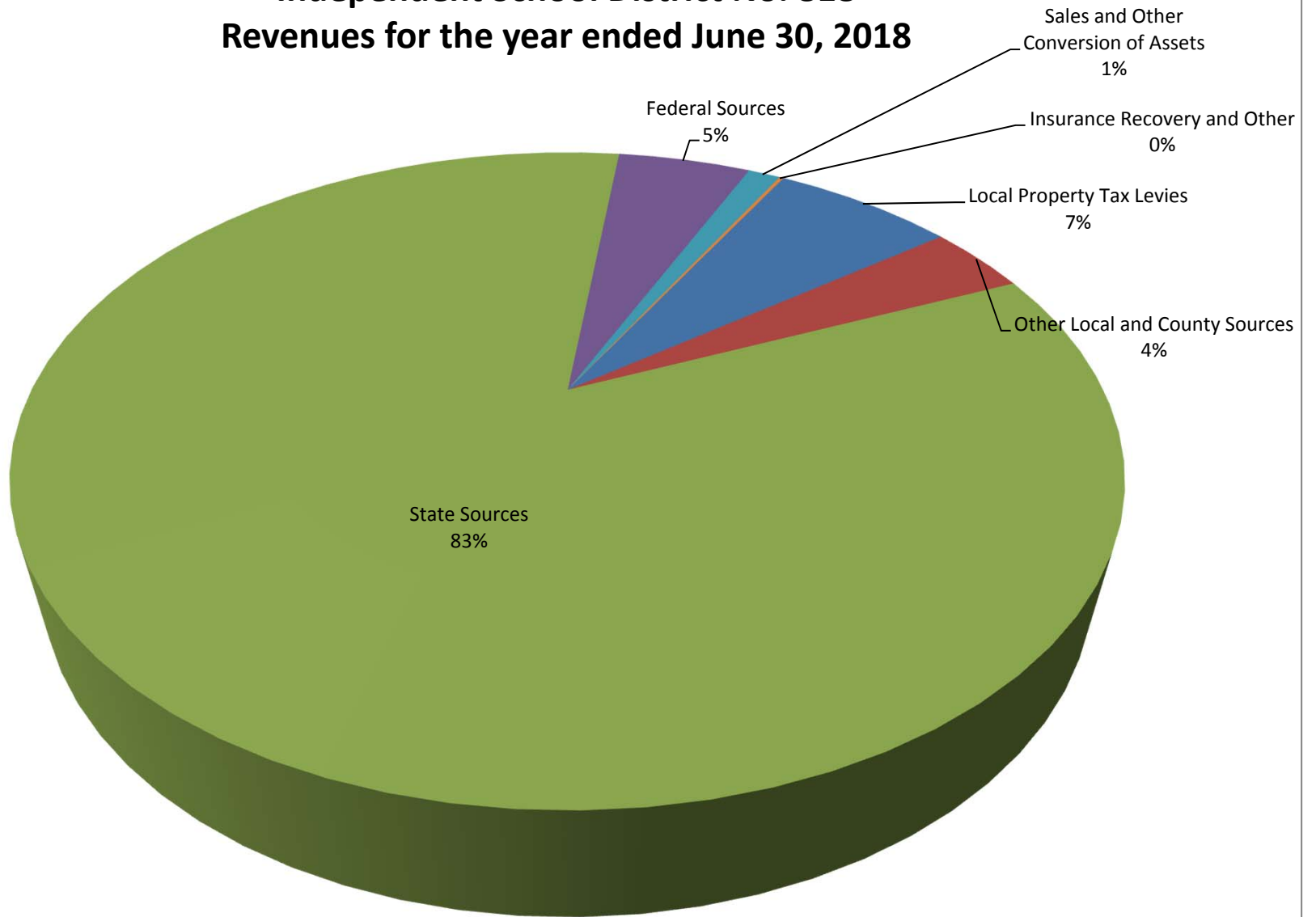
Note: 2019-2021 Projected Enrollment taken from District/School Adm and LEP Projections on MDE Website

Note: The MDE Website Address usec <http://w20.education.state.mn.us/MDEAnalytics/Data.jsp>

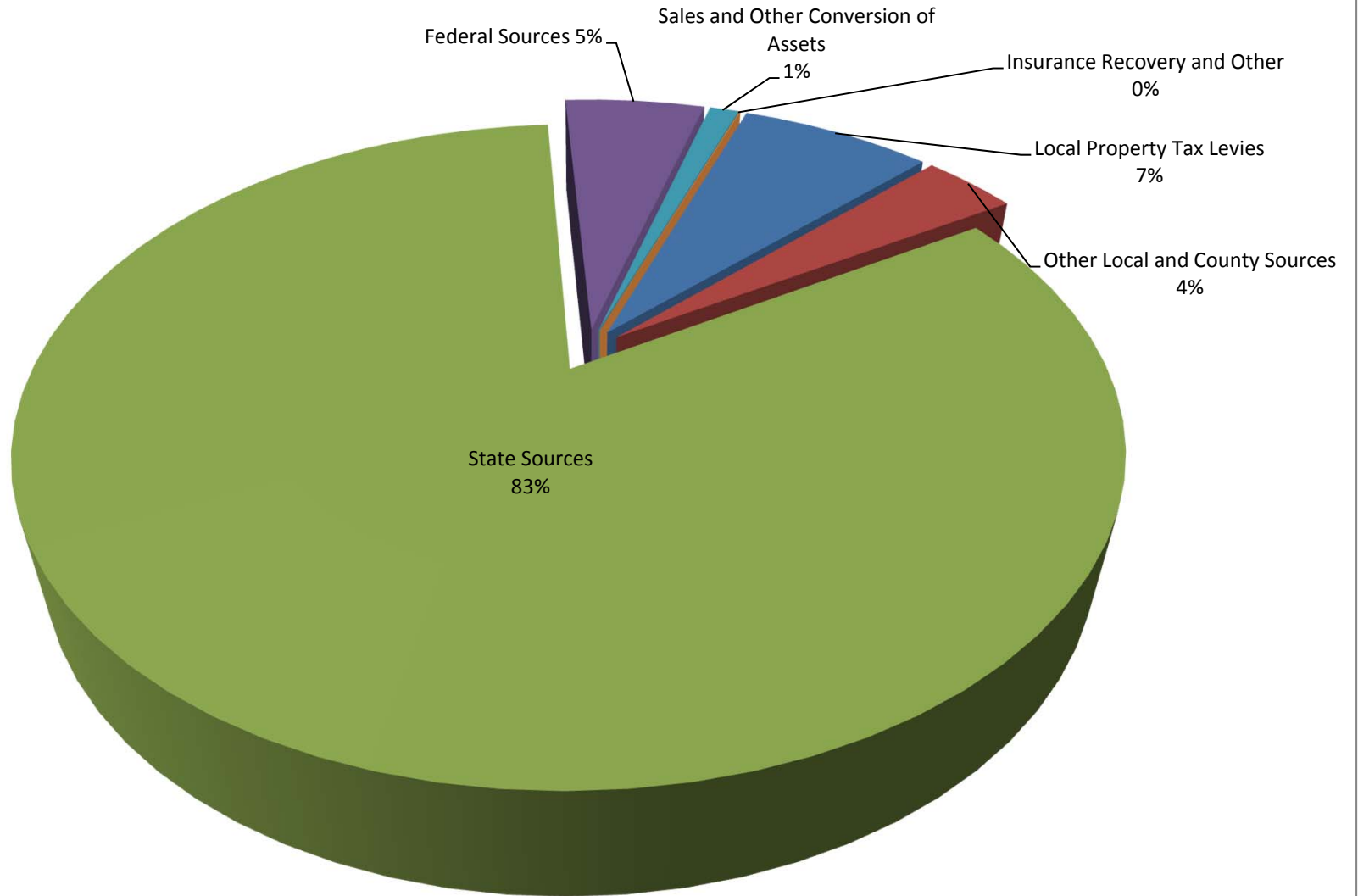
Note: Highlighted Columns are calculated

Note: State of Minnesota recommends at least 3-6 months worth of expenditures of unassigned fund balance

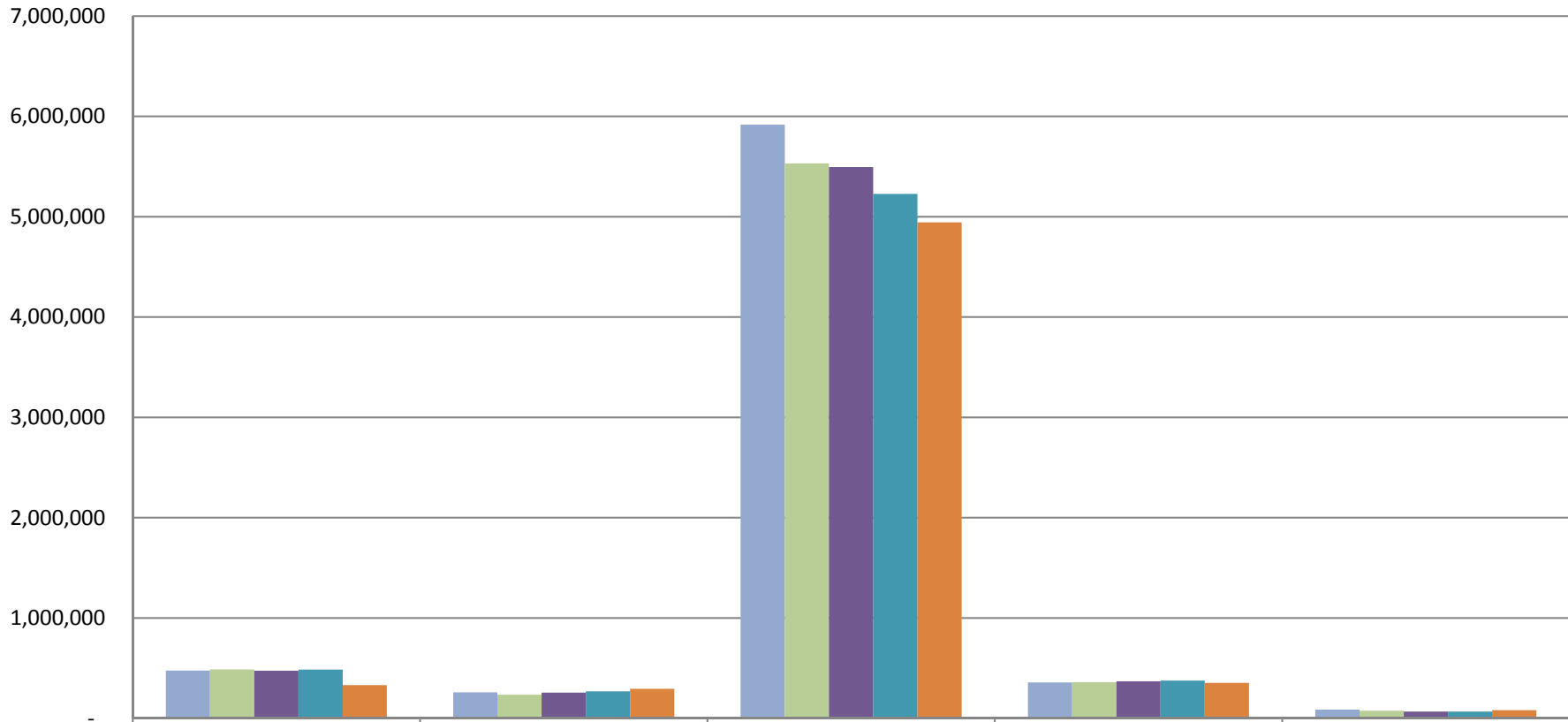
# Independent School District No. 818 Revenues for the year ended June 30, 2018



# Independent School District No. 818 Revenues for the year ended June 30, 2017

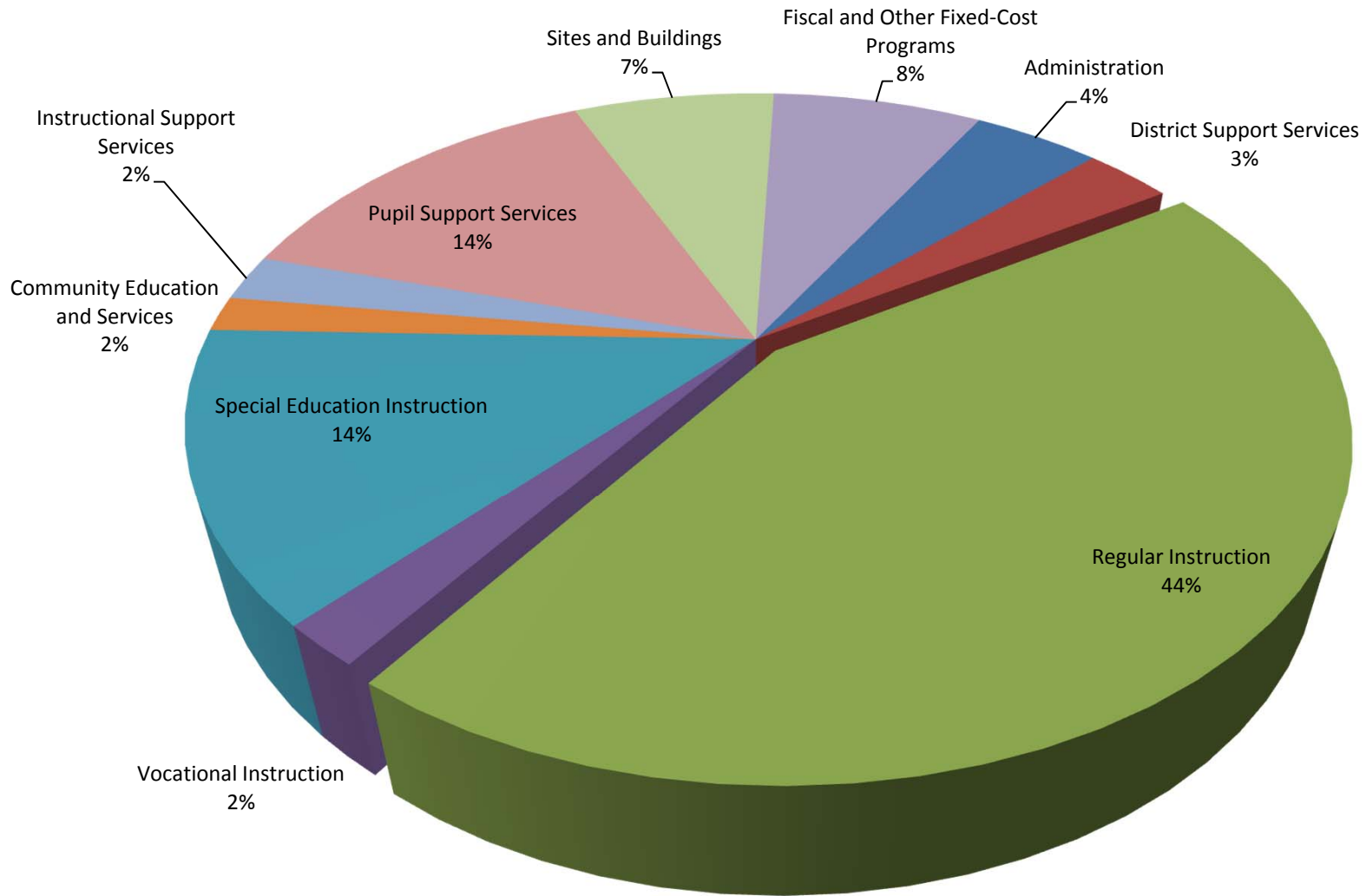


## Independent School District No. 818 Comparative Revenues for the years ended June 30, 2014 thru 2018

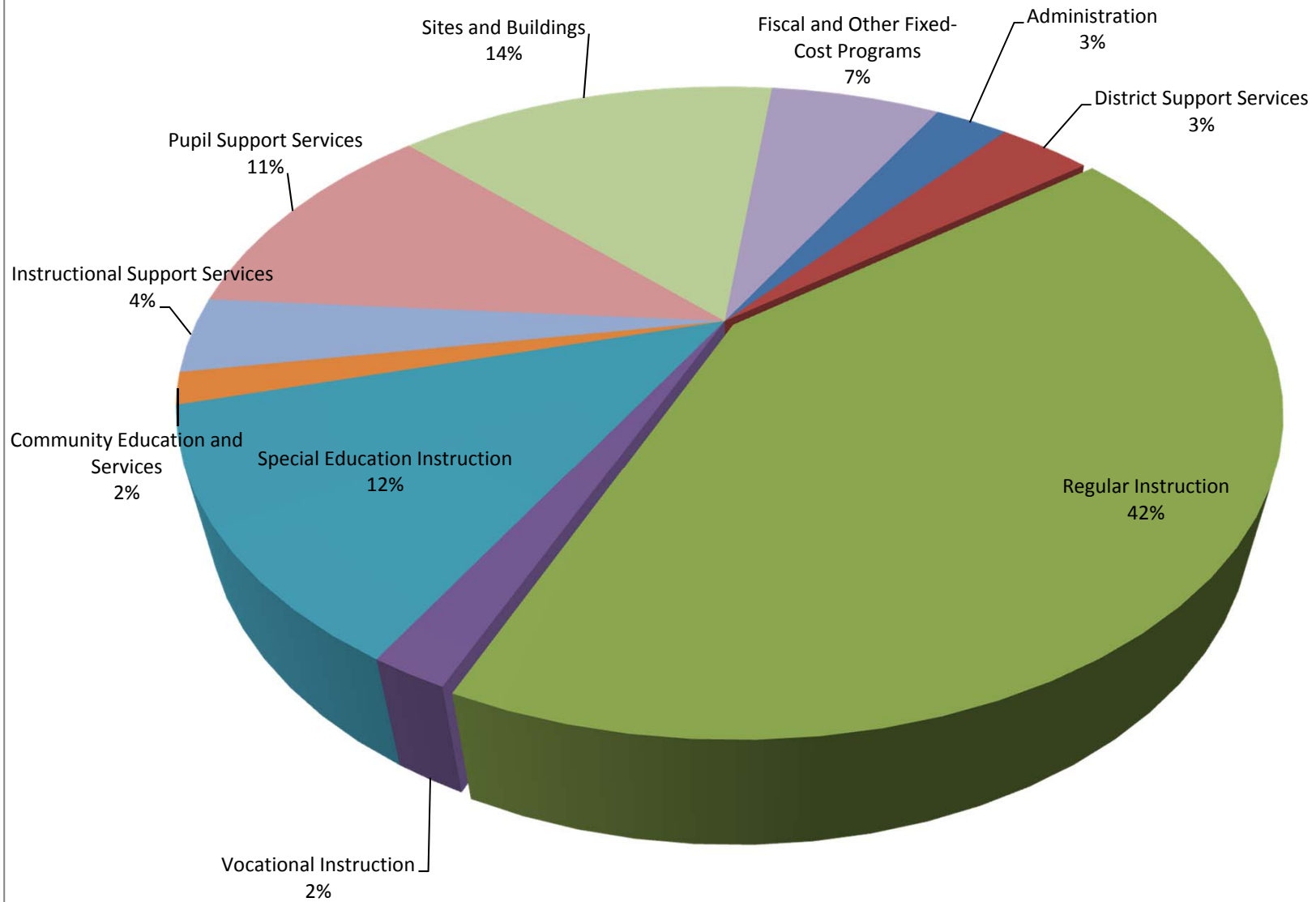


	Local Property Tax Levies	Other Local and County Sources	State Sources	Federal Sources	Sales and Other Conversion of Assets
2017	475,294	258,088	5,916,771	356,139	86,043
2018	486,365	234,578	5,531,544	359,863	74,121
2016	472,976	254,573	5,493,685	367,281	66,155
2015	484,397	268,084	5,226,761	374,273	65,983
2014	329,874	293,322	4,943,093	352,183	80,859

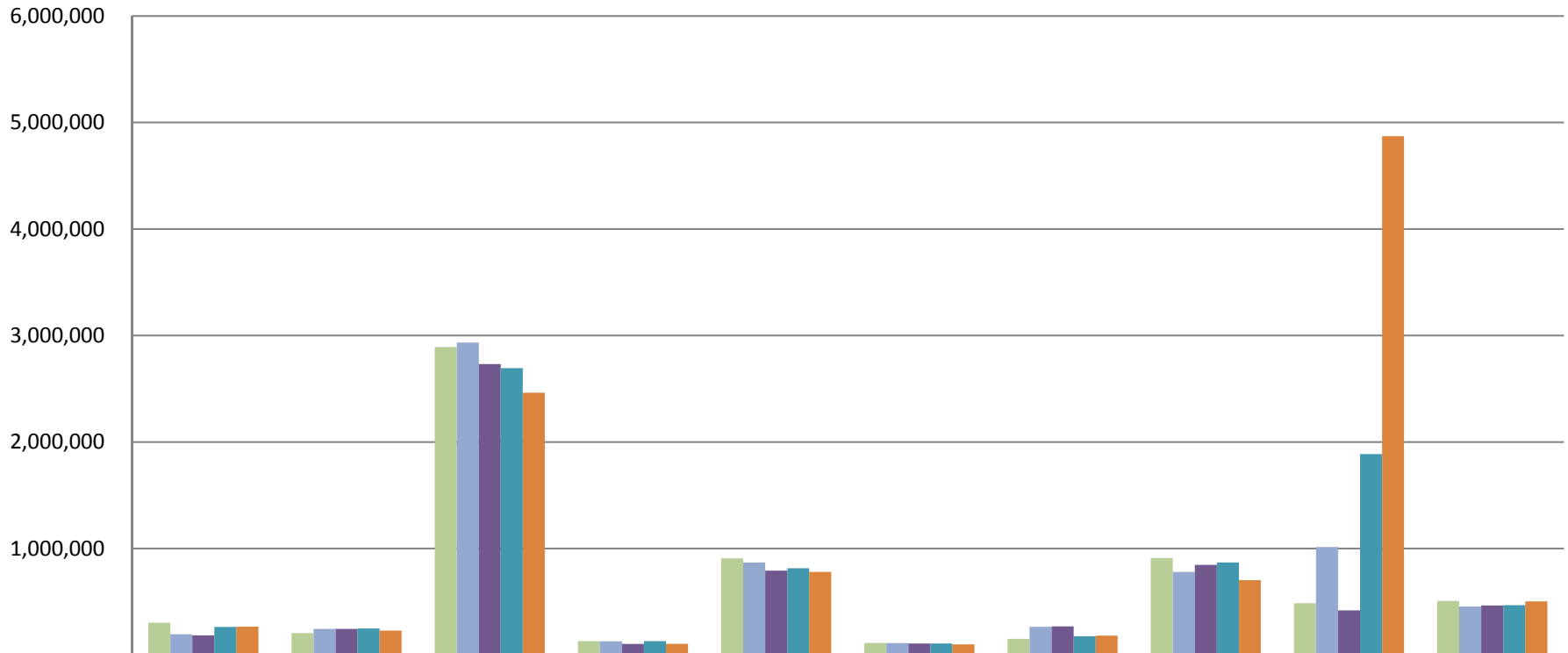
# Independent School District No. 818 Expenditures for the year ended June 30, 2018



# Independent School District No. 818 Expenditures for the year ended June 30, 2017

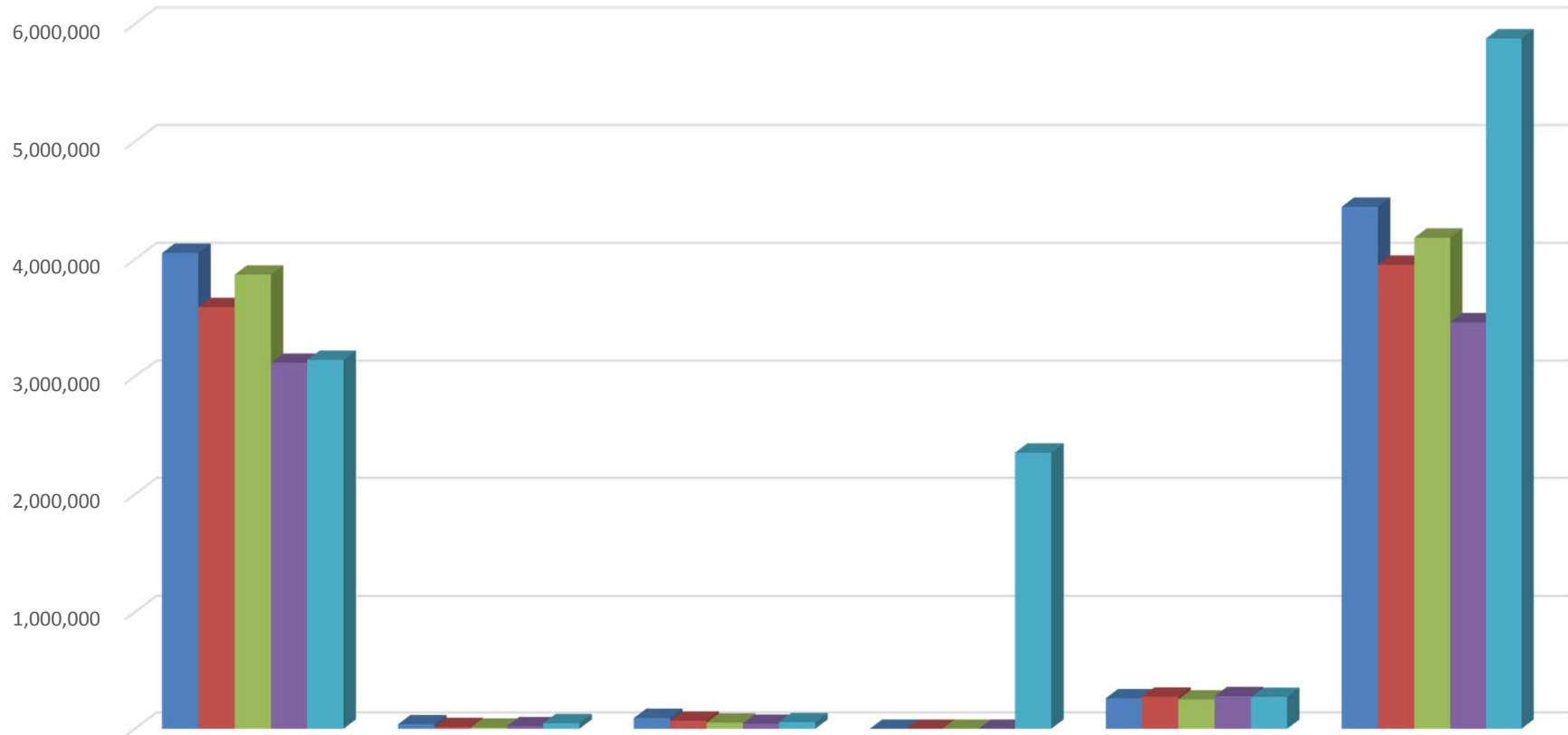


## Independent School District No. 818 Comparative Expenditures for the years ended June 30, 2014 thru 2018



	Administration	District Support Services	Regular Instruction	Vocational Instruction	Special Education Instruction	Community Education and Services	Instructional Support Services	Pupil Support Services	Sites and Buildings	Fiscal and Other Fixed-Cost Programs
2018	302,250	205,057	2,890,694	129,391	906,458	113,349	151,152	910,962	486,518	506,503
2017	194,370	244,369	2,933,204	128,441	868,392	110,901	264,426	779,948	1,012,742	455,258
2016	183,608	244,969	2,730,647	102,930	791,206	108,165	268,246	846,490	418,099	464,301
2015	262,987	248,333	2,692,471	129,452	814,264	107,997	176,670	868,021	1,885,525	467,405
2014	266,221	229,449	2,462,257	105,116	779,776	100,009	181,333	702,259	4,870,883	502,964

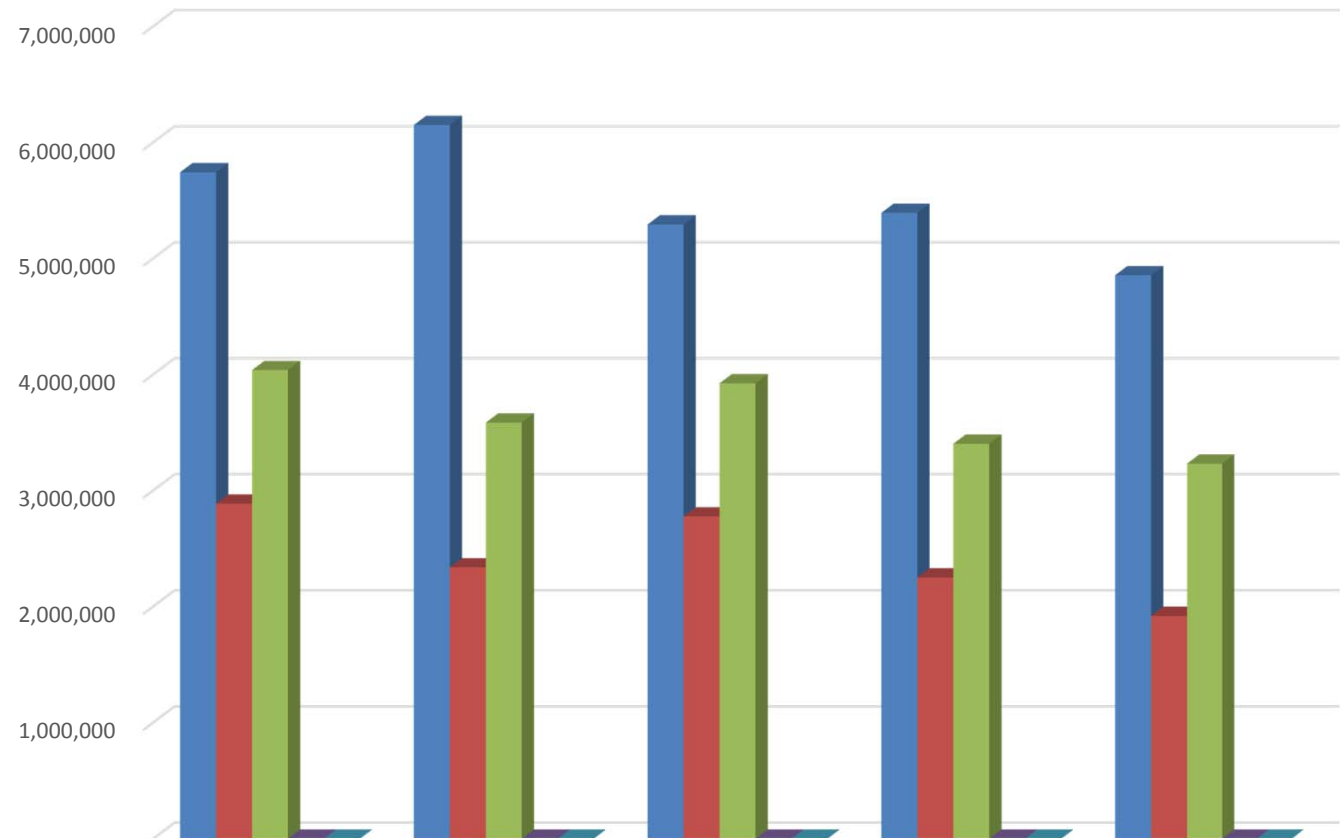
## Independent School District No. 818 Cash and Investment Balances for the years ended June 30, 2014 thru 2018



	General Fund	Food Service Fund	Community Service Fund	Building Const Fund	Debt Service Fund	Total
■ 2018	4,054,540	38,260	92,161	-	261,564	4,446,525
■ 2017	3,594,375	14,294	70,022	-	275,375	3,954,066
■ 2016	3,870,739	9,653	51,760	-	251,316	4,183,468
■ 2015	3,122,505	21,204	41,464	-	280,148	3,465,321
■ 2014	3,146,466	46,757	56,169	2,352,785	273,011	5,875,188

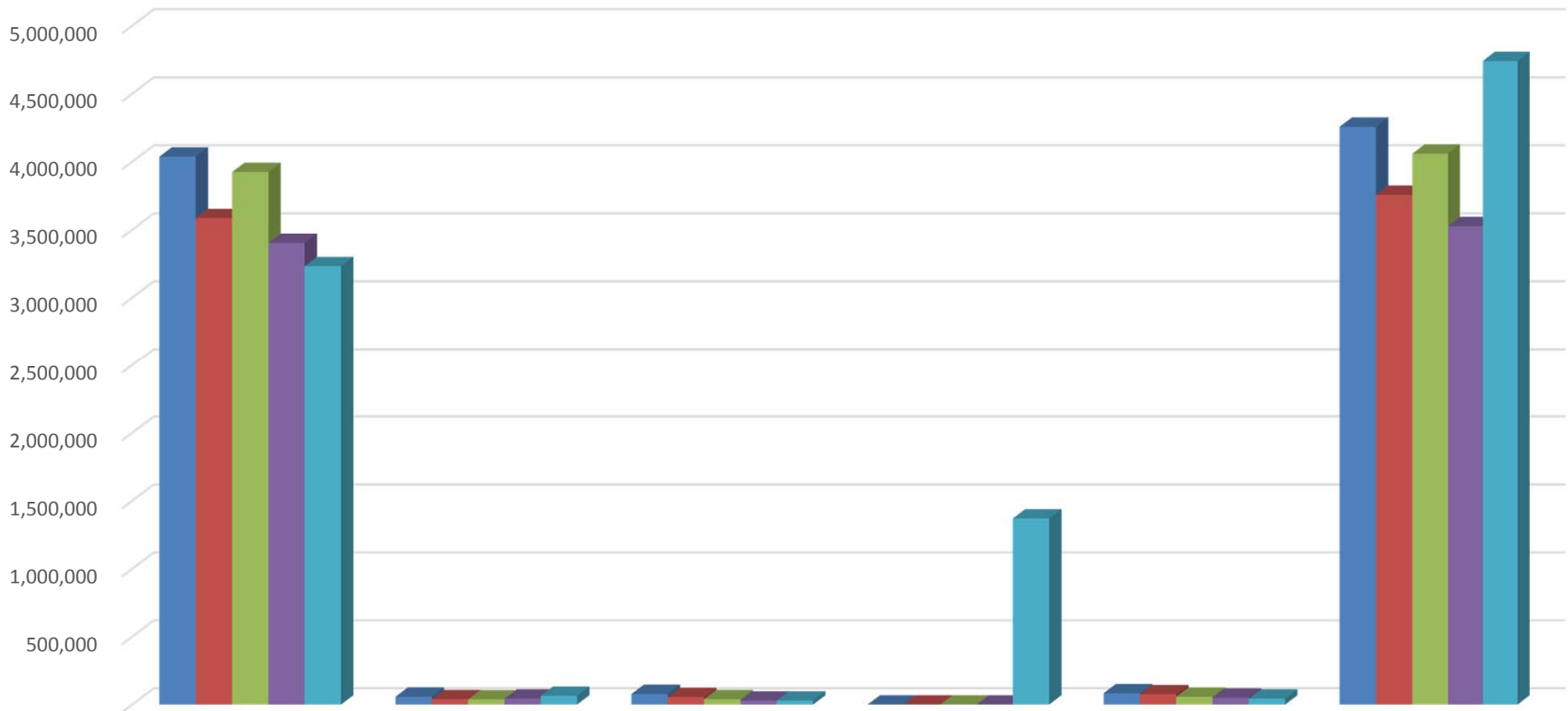


## Independent School District No. 818 General Fund Months of Fund Balance for the years ended June 30, 2014 thru 2018



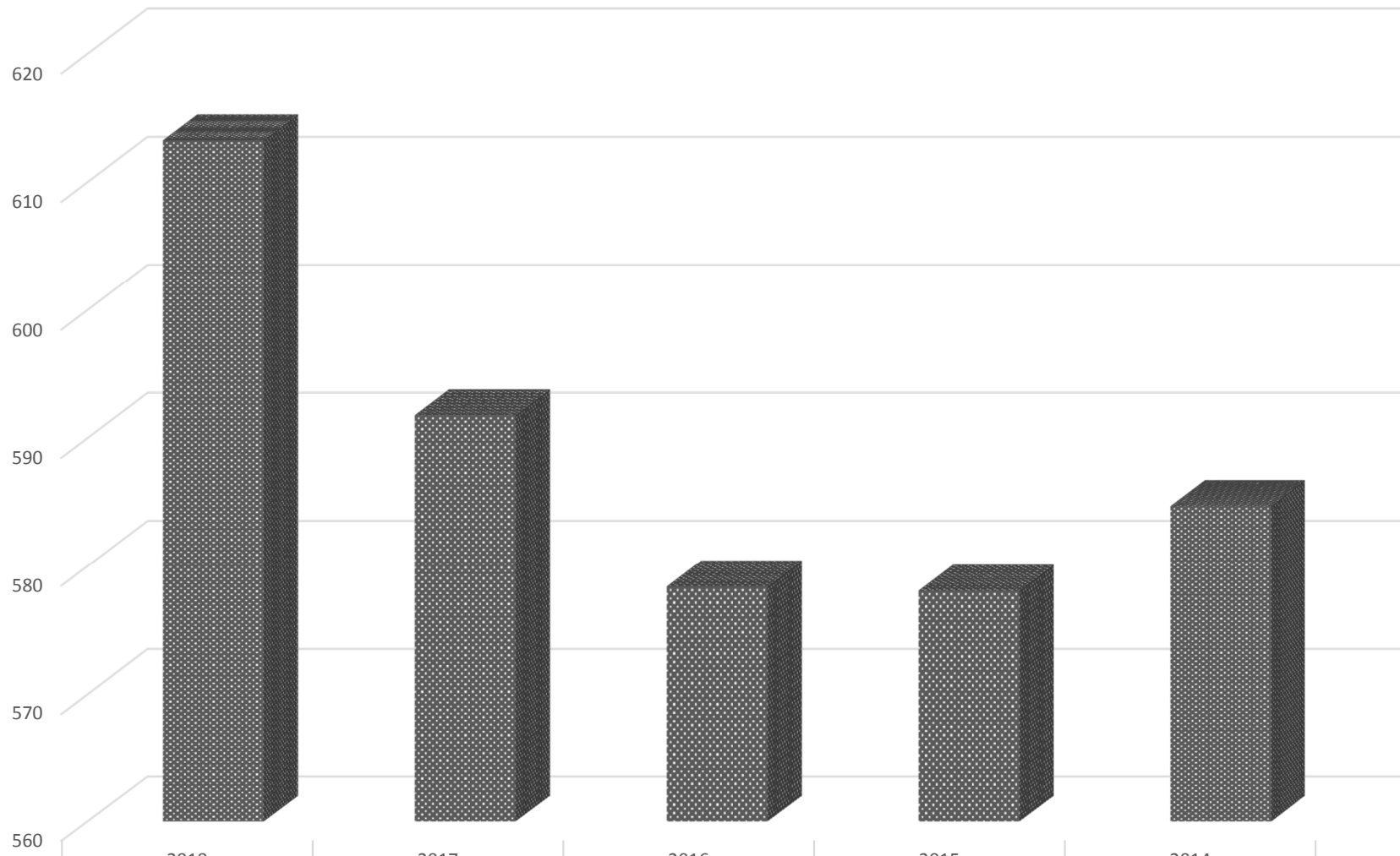
	2018	2017	2016	2015	2014
■ General Fund Total Expenditures	5,742,523	6,149,881	5,292,400	5,392,963	4,855,015
■ General Fund Unassigned Fund Balance	2,887,038	2,337,644	2,776,284	2,250,684	1,919,630
■ General Fund Total Fund Balance	4,037,685	3,585,240	3,923,861	3,402,843	3,231,700
■ General Fund Months of Unassigned Fund Balance	6.03	4.56	6.29	5.01	4.74
■ General Fund Months of Total Fund Balance	8.44	7.00	8.90	7.57	7.99

## Independent School District No. 818 Fund Balances for the years ended June 30, 2014 thru 2018



	General Fund Total Fund Balance	Food Service Fund Total Fund Balance	Community Service Fund Total Fund Balance	Building Const Fund Total Fund Balance	Debt Service Fund Total Fund Balance	Total Fund Balance
■ 2018	4,037,685	57,617	78,258	-	83,549	4,257,109
■ 2017	3,585,240	39,432	55,914	-	75,664	3,756,250
■ 2016	3,923,861	38,153	39,750	-	56,886	4,058,650
■ 2015	3,402,843	43,054	29,332	-	50,675	3,525,904
■ 2014	3,231,700	64,466	29,708	1,369,877	44,265	4,740,016

**Independent School District No. 818**  
**Pupil Units**  
**for the years ended June 30, 2014 thru 2018**



	2018	2017	2016	2015	2014
Pupil Units	613.27	591.8	578.41	578.09	584.71