
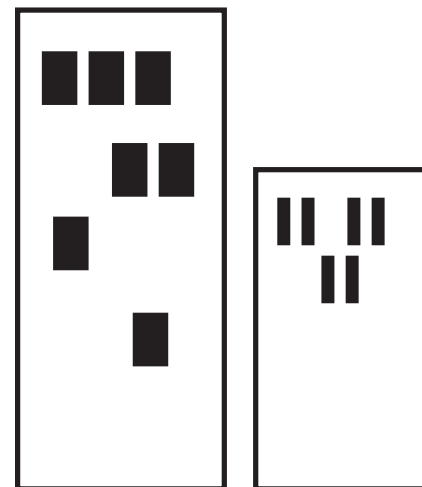




Compare Length

Name _____



Have your child use red to color the taller tree, the taller flowers, the longer bench, and the longer bat. Ask your child what word he or she could use to describe the other tree, flowers, bench, and bat. Then have your child color the rest of the picture.


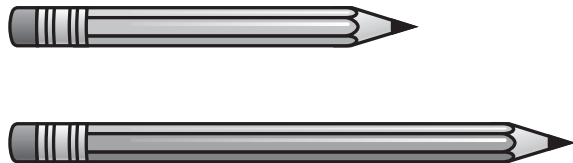
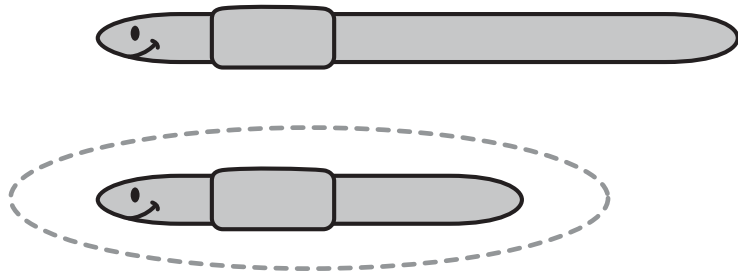


Have your child compare the heights or lengths of the objects. Guide your child to compare the heights of the balloons, the lengths of the boats, and the heights of the buildings. Have him or her color the shorter object in each pair.






Compare Length

Name _____

Example



Guide your child to identify which objects are longer and which are shorter. Have your child circle the shorter object in each pair. Ask your child to explain how he or she decided which object is shorter.


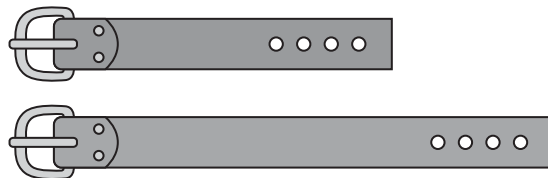
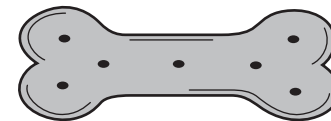
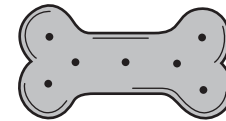
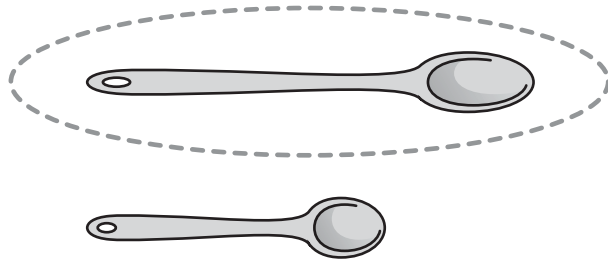


Guide your child to identify which objects are taller and which are shorter. Have your child circle the shorter object in each pair. Ask your child to explain how he or she decided which object is shorter.



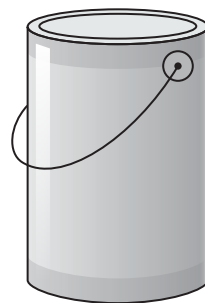


Compare Length

Name _____

Example



Guide your child to identify which objects are longer and which are shorter. Have your child circle the longer object in each pair. Ask your child to explain how he or she decided which object is longer.



Guide your child to identify which objects are taller and which are shorter. Have your child circle the taller object in each pair. Ask your child to explain how he or she decided which object is taller.