

**COMPREHENSIVE FACILITIES SURVEY TEAM FOR THE
VIDALIA CITY SCHOOL SYSTEM**

Effective Period: July 1, 2015 through June 30, 2020

Date of Survey Team Visit: 18 Apr 16

Approved by Local Board of Education on: 4/28/16
(attach a copy of board minutes or resolution)

Approved by State Board of Education on: _____

**Georgia Department of Education
Facilities Services Section
1670 Twin Towers East
205 Jesse Hill Jr. Drive SE
Atlanta, Georgia 30334**

COMPREHENSIVE SURVEY TEAM MEMBERS

NAME: RICHARD SMITH

NAME: _____

TITLE: SUPERINTENDENT

TITLE: _____

ADDRESS: 117 EAST WESLEY AVE
LYONS, GA 30436

ADDRESS: _____

OFFICE PHONE: 478-230-8368

OFFICE PHONE: _____

NAME: Chuck Crosby

NAME: _____

TITLE: Asst. Supt

TITLE: _____

ADDRESS: 52 Yellow Jacket Dr
Hazlehurst, GA 31539

ADDRESS: _____

OFFICE PHONE: 912-375-6700

OFFICE PHONE: _____

NAME: Scotty W. Hattaway

NAME: _____

TITLE: Director of Support Services

TITLE: _____

ADDRESS: 468 S. McDonald St. / PO Box 428
Ludowici, GA 31316

ADDRESS: _____

OFFICE PHONE: 912. 545. 2367 x 7980

OFFICE PHONE: _____

* NAME: Gina G. Williams

NAME: _____

TITLE: Superintendent

TITLE: _____

ADDRESS: 146 West Brazell St.
Reidsville, GA 30453

ADDRESS: _____

OFFICE PHONE: 912-557-4726

OFFICE PHONE: _____


*Chairperson

REVIEW OF OFFICIAL LOCAL FACILITIES PLAN

1. (yes) ✓

The official local facilities plan is the PDF version returned to the local school system after review and approval by the GaDOE Facilities Staff. The Survey Team review of all portions of this Facilities Plan is based on the official local facilities plan dated on _____ and no pages have been modified, removed or added. (Only floor plan drawings of the instructional facilities have been added).

Superintendent's signature



STUDENT POPULATION TRENDS

1. ✓


An analysis of the K-12 student population projected for the five-year period is based on the average of the reported K-12 FTE for the past 5 years and is a reasonably accurate projection. The team recommends acceptance of the population trends as presented in the official local facilities plan.

2. _____

Additional student population projection has been included in the facilities plan as Local FTE based on the following reasons, and the team recommends acceptance:

Rationale for recommendation

Chairperson's signature




INSTRUCTIONAL FACILITIES, GRADE ORGANIZATION AND STUDENT DISTRIBUTION

The Facilities Survey Team has been presented information on the following factors as they affect the grade organization and operation of the school system in the official local facilities plan.

- | | |
|---|---|
| (1) <input checked="" type="checkbox"/> | The current and proposed grade organizational pattern. |
| (2) <input checked="" type="checkbox"/> | The projected student FTE distribution. |
| (3) <input checked="" type="checkbox"/> | The availability and quality of instructional spaces. |
| (4) <input checked="" type="checkbox"/> | The educational impact on instructional programs. |
| (5) <input checked="" type="checkbox"/> | The economic impact to implement and operate the proposed grade organizational pattern. |
| (6) <input checked="" type="checkbox"/> | The geographical location of schools. |
| (7) <input checked="" type="checkbox"/> | The student transportation program. |

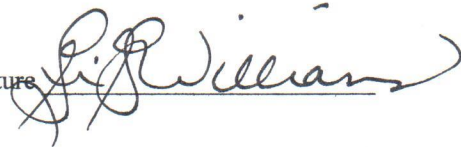
Chairperson's signature



Yes ☒ No ☐

The proposed grade distribution provides for instructional facilities which meet the minimum size as defined by O.C.G.A. 20-2-260: K-5 = 200, 6-8 = 400, 9-12 = 500. (If no, identify and list the instructional facilities below):

Chairperson's signature

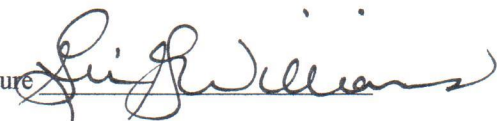


1. ☒ It is the recommendation of the survey team that the grade organizational pattern and the student distribution be accepted as presented in the official plan.
2. ☐ It is recommended that the local board reconsider the proposed grade organization and student distribution as presented in the official plan as recommendations listed below:

TEAM COMMENTS:

TEAM RECOMMENDATION:

Chairperson's signature



CURRICULUM, GRADE DISTRIBUTION AND FACILITY NEEDS


The curriculum and space needs, grade distribution and facility needs in the official local facilities plan have been reviewed by the survey team and verified by use of computer printouts, building sketches, and on-site visits as necessary.

1. ☒ The survey team recommends acceptance of the proposed curriculum and space needs, grade distribution, and facility needs as presented in the local plan for all instructional facilities as presented in the official facilities plan.
2. ☐ The survey team recommends acceptance of the proposed curriculum and space needs, grade distribution, and facility needs as presented in the local plan for all instructional facilities in the official facilities plan with the following exceptions:

TEAM COMMENTS: THE TEAM SUPPORTS THE DECISION TO BUILD A NEW HIGH SCHOOL RATHER THAN RENOVATE THE EXISTING SCHOOL.

TEAM RECOMMENDATIONS:

Chairperson's signature



TABULATION OF PRIORITIES

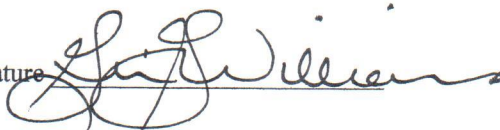
The summary of physical improvement needs and priorities as presented in the official local facilities plan and prioritized on the Tabulation of Priorities page has been reviewed by the team.

1. ☒ The survey team certifies that after review of the official local proposed plan, the needs and priorities as presented on the Tabulation of Priorities page in the official local facilities plan represent the essential physical facilities improvement needs of the school system.
2. ☐ The survey team recommends the following adjustments in the needs and priorities as presented on the Tabulation of Priorities page.

TEAM COMMENTS: THE TEAM COMMENDS THE OBVIOUS LONG-TERM PLANNING THAT THE VIDALIA ADMINISTRATION AND BOARD OF EDUCATION HAVE DONE TO PREPARE THE LOCAL FACILITIES PLAN. ALLOWING ALL STAKEHOLDER: AN OPPORTUNITY TO DESIGN THE NEW HIGH SCHOOL WILL INSURE CONTINUED SUPPORT FOR FUTURE PROJECTS.

TEAM RECOMMENDATIONS:

Chairperson's signature



IMPROVEMENT NEEDS CERTIFICATION

The total physical facility improvement need included is: \$ 32,287,984

The total physical facility improvement need as recommended
by the survey team eligible for earning entitlement is: \$ 11,366,313

- ☒ 1. The survey team agrees with the school system's proposal to provide local matching funds from the following sources for this official local facilities plan.

☒ Annual Maintenance and Operations Budget

☒ SPLOST

☒ G.O. Bonds


☐ Other Revenue Sources: _____

2. _____ The survey team recommends that the school system reconsider its proposed method of providing local matching funds for this official local facilities plan.

TEAM COMMENTS: WE COMMEND THE BOARD OF EDUCATION AND ADMINISTRATION FOR HAVING THE FORESIGHT TO ACQUIRE PROPERTY ADJACENT TO THE CURRENT HIGH SCHOOL ON WHICH THE NEW SCHOOL COULD BE BUILT. THIS WILL ALLOW ~~FOR~~ CONTINUED USE OF EXISTING ATHLETIC FACILITIES AND THE MOST EFFICIENT USE OF LIMITED FUNDS.

TEAM RECOMMENDATIONS:

Chairperson's signature



OFFICIAL LOCAL FACILITIES PLAN

The plan outlined in the official local facilities plan represents an acceptable and reasonable plan for improvement for this school system for the period projected. Staff of the Georgia Department of Education Facilities Services Unit has reviewed the official local facilities plan for compliance with Georgia laws and Georgia Department of Education State Board rules and Department of Education guidelines.

1. ☒ It is the recommendation of this Comprehensive Facilities Survey Team by majority vote that the official local facilities plan as prepared by the school system be approved by the State Board of Education.
2. ☐ It is the recommendation of this Comprehensive Facilities Survey Team by majority vote that the official local facilities plan as prepared by the school system and modified by the Comprehensive Facilities Survey Team be approved by the State Board of Education.
Summary of Modifications:

SURVEY TEAM CERTIFICATION

Chairperson's signature 

☒

The recommendation and comments represent a majority vote of the Comprehensive Survey Team members. (Signatures required)

(Team Chairperson)


(Team Member)


(Team Member)

(Team Member)


(Team Member)

(Team Member)


(Team Member)

(Team Member)

(Team Member)

(Team Member)

(Team Member)

(Team Member)

Local Facilities Plan

Vidalia City School System

System Code Number: 793

Expiration Date: 6/30/2020

Plan Overview

System Name	Vidalia City
System Id	793
Plan Name	0022020
Timeline for Making Changes	July 1, 2015 to April 15, 2016
Plan Type	Develop New
Expiration Date	June 30,2020
Flexibility Status	Charter System
GaDOE Facilities Consultant	Mickey (Herman) Schuber Phone: (404) 308-7204 Email: hschuber@doe.k12.ga.us
Current School Organization	K-01,K-12,02-05,06-08,06-12,09-12
ProposedSchool Organization	K-1,2-5,6-8,9-12,
Rationale, History, Objective	<p>The Vidalia BOE believes organizing its elementary schools in a K-1, 2-5 grade configuration allows the most efficient use of existing facilities while providing better coordination among teachers within each grade level. The middle and high school configuration has served the students in Vidalia well for many years and will be continued.</p> <p>Architect estimates provided by Mike Parker with SP Designs.</p>

FTE Projection

Five Year FTE Projection

Based on the past 5 years, the FTE increased/decreased at the rate of -4 students per year. (2399 - 2413) / 4 = -4

Past 5 Years Reported FTE			Next 5 Years Projected FTE		
	2413	2399			
	School Year	Reported FTE		School Year	Projected FTE
K-12	2010 - 2011	2,413	K-12	2015 - 2016	2,395
K-12	2011 - 2012	2,437	K-12	2016 - 2017	2,391
K-12	2012 - 2013	2,457	K-12	2017 - 2018	2,387
K-12	2013 - 2014	2,486	K-12	2018 - 2019	2,383
K-12	2014 - 2015	2,399	K-12	2019 - 2020	2,379

New FTE Projections By Grade Range Compared To Last Year's Projections

Grade Range	5 Year Projection Last Year	5 Year Projection This Year	Change In Projection
Elementary	1,234	1,141	-93
Middle	617	534	-83
High	780	704	-76
Total	2,631	2,379	-252

FTE Projections By Grade

	KK	01	02	03	04	05	06	07	08	09	10	11	12	Total
5 Year Projection Last Year	209	221	210	217	193	184	197	227	193	220	201	180	179	2,631
New 5 Year Projection	206	181	208	190	184	172	164	175	195	197	186	164	157	2,379
Change in Projection	-3	-40	-2	-27	-9	-12	-33	-52	2	-23	-15	-16	-22	-252

FTE Adjustments

System Facility	Id	Status	K	G01	G02	G03	G04	G05	G06	G07	G08	G09	G10	G11	G12	State	Local	Total
Facility Type: Elementary																		
J. D. Dickerson Primary Facility	2050	Open	209	221	0	0	0	0	0	0	0	0	6	6	5	447		
Adjustment			-3	-40	0	0	0	0	0	0	0	0	-6	-6	-5	-60		
Total			206	181	0	0	0	0	0	0	0	0	0	0	0	387	0	387
Sally Meadows Elementary	0111	Open	0	0	210	217	193	184	0	0	0	0	0	0	0	804		
Adjustment			0	0	-2	-27	-9	-12	0	0	0	0	0	0	0	-50		
Total			0	0	208	190	184	172	0	0	0	0	0	0	0	754	0	754
Elementary Totals			209	221	210	217	193	184	0	0	0	0	6	6	5	1251		
Adjustment			-3	-40	-2	-27	-9	-12	0	0	0	0	-6	-6	-5	-110		
Total			206	181	208	190	184	172	0	0	0	0	0	0	0	1141	0	1141
Facility Type: Middle																		
J. R. Trippe Middle Facility	0173	Open	0	0	0	0	0	0	197	227	193	0	0	0	0	617		
Adjustment			0	0	0	0	0	0	-33	-52	2	0	0	0	0	-83		
Total			0	0	0	0	0	0	164	175	195	0	0	0	0	534	0	534
Middle Totals			0	0	0	0	0	0	197	227	193	0	0	0	0	617		
Adjustment			0	0	0	0	0	0	-33	-52	2	0	0	0	0	-83		
Total			0	0	0	0	0	0	164	175	195	0	0	0	0	534	0	534
Facility Type: High																		
New Vidalia City High School	0274	Proposed	0	0	0	0	0	0	0	0	0	0	0	0	0	0		
Adjustment			0	0	0	0	0	0	0	0	0	197	186	164	157	704		
Total			0	0	0	0	0	0	0	0	0	197	186	164	157	704	0	704
Vidalia Comprehensive High Facility	0273	Open	0	0	0	0	0	0	0	0	0	220	195	174	174	763		
Adjustment			0	0	0	0	0	0	0	0	0	-220	-195	-174	-174	-763		

System Facility	Id	Status	K	G01	G02	G03	G04	G05	G06	G07	G08	G09	G10	G11	G12	State	Local	Total
Facility Type: High																		
Total			0	0	0	0	0	0	0	0	0	0	0	0	0	0	0	0
High Totals			0	0	0	0	0	0	0	0	0	220	195	174	174	763		
Adjustment			0	0	0	0	0	0	0	0	0	-23	-9	-10	-17	-59		
Total			0	0	0	0	0	0	0	0	0	197	186	164	157	704	0	704
Vidalia City Totals			209	221	210	217	193	184	197	227	193	220	201	180	179	2631		
Adjustment			-3	-40	-2	-27	-9	-12	-33	-52	2	-23	-15	-16	-22	-252		
Total			206	181	208	190	184	172	164	175	195	197	186	164	157	2379	0	2379

System Need

Facility Type: Elementary

Id	Facility Name	Org	2019		2020							Local		Total	
			FTE	EIUs	FTE	Earned	Avail able	Net Gain /Loss	Net Available	Status	Eligible	FTE	IUs	FTE	IUs
2050	J. D. Dickerson Primary Facility	K-1	447	32	387	25	36	0	36	11	0	0	0	387	25
0111	Sally Meadows Elementary	2-5	804	47	754	44	67	0	67	23	0	0	0	754	44
	Total Group 1		1251	79	1141	69	103	0	103	34	0	0	0	1141	69
	Total - Elementary		1251	79	1141	69	103	0	103	34	0	0	0	1141	69

Facility Type: Middle

Id	Facility Name	Org	2019		2020							Local		Total	
			FTE	EIUs	FTE	Earned	Avail able	Net Gain /Loss	Net Available	Status	Eligible	FTE	IUs	FTE	IUs
0173	J. R. Trippe Middle Facility	06-08	617	41	534	35	40	0	40	5	0	0	0	534	35
	Total Group 1		617	41	534	35	40	0	40	5	0	0	0	534	35
	Total - Middle		617	41	534	35	40	0	40	5	0	0	0	534	35

Facility Type: High

Id	Facility Name	Org	2019		2020							Local		Total	
			FTE	EIUs	FTE	Earned	Avail able	Net Gain /Loss	Net Available	Status	Eligible	FTE	IUs	FTE	IUs
0274	New Vidalia City High School	09-12	0	0	704	39	0	0	0	-39	39	0	0	704	39
0273	Vidalia Comprehensive High Facility	9-12	763	43	0	0	0	-46	-46	-46	0	0	0	0	0
	Total Group 1		763	43	704	39	0	-46	-46	-85	39	0	0	704	39
	Total - High		763	43	704	39	0	-46	-46	-85	39	0	0	704	39
	Total - System 793		2631	163	2379	143	143	-46	97	-46	39	0	0	2379	143

Tabulation of Priorities

[793] - Vidalia City

Priority Numbers		Fac #	Facility Name	Support Areas		Additions		New Facilities		Renovations		Mods Amount	Eligible For Earning Entitlement	Local Constrn
Sys	ST			Type	Amount	Units	Amount	Units	Amount	Units	Amount			
1	6.1	0274	New Vidalia City High School			0		39	\$10,083,906	0	\$0	\$0	\$10,083,906	\$0
2	3.4	0173	J. R. Trippe Middle Facility	M	\$26,640	1	\$88,800	0	\$0	0	\$0	\$136,737	\$252,177	\$3,390,014
3	2.4	2050	J. D. Dickerson Primary Facility		\$0	0	\$0	0	\$0	14	\$237,160	\$497,883	\$735,043	\$1,802,339
4	5.2	0111	Sally Meadows Elementary		\$0	0	\$0	0	\$0	0	\$0	\$295,187	\$295,187	\$755,318
5	4.6	0273	Vidalia Comprehensive High Facility		\$0	0	\$0	0	\$0	0	\$0	\$0	\$0	\$14,974,000
Total of All Projects					\$26,640	1	\$88,800	39	\$10,083,906	14	\$237,160	\$929,807	\$11,366,313	\$20,921,671

* Use the following code to identify support items:

C = Kitchen

D = Cafeteria

G = Administration

M = RR/Circulation

Total improvement costs eligible for earning entitlement

\$11,366,313

Total other local cost

\$0

Total improvement costs ineligible for earning entitlement

\$20,921,671

Inventory Summary

	Facility Id	Grade Levels (Per FSR)	Available Spaces	IUs
Facility Type: Elementary				
J. D. Dickerson Primary Facility	2050	PK,K,01	87	36
Sally Meadows Elementary Facility	0111	02-05	107	67
Totals: Elementary			194	103
Facility Type: Middle				
J. R. Trippe Middle Facility	0173	06-08	105	40
Totals: Middle			105	40
Facility Type: High				
New Vidalia City High School	0274	09-12		
Vidalia Comprehensive High Facility	0273	09-12	127	46
Totals: High			127	46
Totals: Vidalia City			426	189

Facility Need

Facility: [2050] J. D. Dickerson Primary Facility

Grades: K-1 **FTE** 387 **IU Earned** 25 **IU Available** 36

Grades and Spaces	Available	Earned	Status	Program Need	Gain	Loss	Adjusted	Local	Total Need	Eligible Earned	Eligible Total	Comments
Basic Curriculum												
Kindergarten - Third Grade Classroom	31	24	7	0	0	0	7	0	0	0	0	
Fourth - Fifth Grade Classroom	3	0	3	0	0	0	3	0	0	0	0	
Physical Education - Elementary School	1	0	1	0	0	0	1	0	0	0	0	
Media Center	1	1	0	0	0	0	0	0	0	0	0	
Basic Curriculum Totals	36	25	11	0	0	0	11	0	0	0	0	
Support Areas												
Kitchen and All Support Areas	1	1	0	0	0	0	0	0	0	0	0	
Cafeteria - Elementary School	1	1	0	0	0	0	0	0	0	0	0	
Administration	1	1	0	0	0	0	0	0	0	0	0	
Support Areas Totals	3	3	0	0	0	0	0	0	0	0	0	
Facility Total	39	28	11	0	0	0	11	0	0	0	0	

Renovations Summary

Name of Facility: [2050] J. D. Dickerson Primary Facility

Building Number	Construction Date	Number of Units	Units Earned	Base State Eligible Cost	Local Funds	Architect Estimated Cost
2010	1964	14	14	\$196,000	\$183,259	\$379,259
2011	1989	1	1	\$14,000	\$35,335	\$49,335
2012	1993	2	2	\$25,576	\$0	\$25,576
2020	1964	4	4	\$56,000	\$54,766	\$110,766
2030	1968	3	3	\$42,000	\$33,898	\$75,898
2040	1989	11	1	\$14,000	\$197,928	\$211,928
2050	1989	1	0	\$0	\$35,955	\$35,955
2060	2004	0	0	\$0	\$0	\$0
Net Funds Earned For Entitlement		36	25	\$347,576	\$541,141	\$888,717

	Net Amounts	Architect Fee (Max 6%)	Contingencies (Max 15%)	Total Cost
Architect Estimated Cost	\$888,717	\$53,323	\$133,308	\$1,075,348
Total State Eligible Cost	\$347,576	\$20,855	\$52,136	\$420,567
Total Local Costs (does not include required local)	\$541,141	\$32,468	\$81,171	\$654,781

Renovations Detail

Facility Name: [2050] J. D. Dickerson Primary Facility**Occupied Date:** 07/01/1988**Available Units:** 1**Earned Units:** 0

Item		Cost
Building #	2010	
	New floor covering	\$72,612
	New ceiling	\$72,612
	Relighting	\$60,000
	Rewiring	\$60,000
	Restroom modernization (Including those for handicapped)	\$20,000
	Tackboards, marker boards, and lockers	\$17,500
	Replace or refinish wall surfaces, to include painting	\$62,535
	Door replacement	\$14,000
	Total Building Cost For 2010	\$379,259
Building #	2011	
	New floor covering	\$17,160
	New ceiling	\$17,160
	Replace or refinish wall surfaces, to include painting	\$15,015
	Total Building Cost For 2011	\$49,335
Building #	2012	
	New floor covering	\$6,144
	New ceiling	\$6,144
	Tackboards, chalkboards, and lockers	\$1,000
	New windows	\$6,912
	Replace or refinish wall surfaces, to include painting	\$5,376
	Total Building Cost For 2012	\$25,576
Building #	2020	
	New floor covering	\$13,136
	New ceiling	\$13,136
	Relighting	\$12,500
	Rewiring	\$12,500
	Restroom modernization (Including those for handicapped)	\$40,000
	Tackboards, chalkboards, and lockers	\$2,000
	Replace or refinish wall surfaces, to include painting	\$11,494
	Door replacement	\$4,000
	Retrofit measures	\$2,000
	Total Building Cost For 2020	\$110,766
Building #	2030	
	New floor covering	\$13,008
	New ceiling	\$13,008
	Relighting	\$10,500
	Rewiring	\$10,500

	Restroom modernization (Including those for handicapped)	\$10,000
	Tackboards, chalkboards, and lockers	\$1,500
	Replace or refinish wall surfaces, to include painting	\$11,382
	Door replacement	\$4,000
	Retrofit measures	\$2,000
	Total Building Cost For 2030	\$75,898
Building #	2040	
	New floor covering	\$37,888
	New ceiling	\$37,888
	Relighting	\$41,250
	Rewiring	\$41,250
	Tackboards, chalkboards, and lockers	\$5,500
	Replace or refinish wall surfaces, to include painting	\$33,152
	Door replacement	\$10,000
	Retrofit measures	\$5,000
	Total Building Cost For 2040	\$211,928
Building #	2050	
	Relighting	\$4,200
	Rewiring	\$4,200
	Restroom modernization (Including those for handicapped)	\$10,000
	Replace or refinish wall surfaces, to include painting	\$16,555
	Door replacement	\$1,000
	Total Building Cost For 2050	\$35,955
	Total Facility Cost For 2050	\$888,717

**COST ESTIMATE FOR ITEMS ON CHECK LIST
(CHECK SCOPE AND LIST COSTS FOR EACH ACTIVITY. DO NOT PROJECT INFLATION OR FEES INTO
ESTIMATE)**

Architect's Signature: _____

Modifications Summary

Name of Facility: [2050] J. D. Dickerson Primary Facility

Type of Modification	Building Number	Base State Eligible Cost	Local Funds	Architect Estimated Cost
Replace HVAC - zoned with duct work replacement	2010	\$239,076	\$425,024	\$664,100
Replace Roof - flat, shingle	2010	\$172,398	\$114,932	\$287,330
Other	2010	\$0	\$180,000	\$180,000
Other	ALL	\$0	\$531,280	\$531,280
Total Modification Costs		\$411,474	\$1,251,236	\$1,662,710

	Net Amounts	Architect's Fees (Max 6%)	Contingencies (Max 15%)	Total Cost
Architect Estimated Cost	\$1,662,710	\$99,763	\$249,407	\$2,011,880
Total State Eligible Cost	\$411,474	\$24,688	\$61,721	\$497,883
Total Local Costs (does not include required local)	\$1,251,236	\$75,074	\$187,685	\$1,513,995

Modifications Detail

Name of Facility: [2050] J. D. Dickerson Primary Facility

Building Number 2010						
Cost Estimate						
Item	Type	Unit Number		Unit Price	Total Price	Comment
Roof	Replace Roof - flat, shingle	28733	x	\$10 s.f.	\$287,330	Replace roof
HVAC	Replace HVAC - zoned with duct work replacement	26564	x	\$25 s.f.	\$664,100	Demo existing HVAC duct, replace HVAC system with new up-to-code efficient system
Paving and grading	Other	1	x	\$180,000 Imp. sum	\$180,000	Rework parking and driveways to improve safety and function
Total Building					\$1,131,430	

Building Number ALL

Cost Estimate						
Item	Type	Unit Number		Unit Price	Total Price	Comment
Electrical	Other	26564	x	\$20 s.f.	\$531,280	Upgrade electrical to match HVAC and meet code
Total Building					\$531,280	
Total Facility					\$1,662,710	

**Architect's
Signature:** _____

Inventory Detail

System Vidalia City
Facility [2050] J. D. Dickerson Primary Facility

Building # 2010 **IU Available** 14 **Ext FT²** 26296
Int FT² 18153 **Occupied** 07/01/1963

Space #	Inventoried As (Description)	IU	Size (Ft²)
01	Administration	N	678
02	Teacher Workroom	N	442
03	Kindergarten-Third Grade Classroom	N	302
04	Kindergarten - Third Grade Classroom	Y	675
05	Kindergarten - Third Grade Classroom	Y	675
06	Kindergarten - Third Grade Classroom	Y	675
07	Mechanical Room	N	185
08	Kindergarten - Third Grade Classroom	Y	675
09	Kindergarten - Third Grade Classroom	Y	675
10	Kindergarten - Third Grade Classroom	Y	675
11	Kindergarten - Third Grade Classroom	Y	675
12	Kindergarten - Third Grade Classroom	Y	675
13	Other Noninstructional	N	204
14	Kindergarten - Third Grade Classroom	Y	780
15	Kindergarten - Third Grade Classroom	Y	675
16	Kindergarten - Third Grade Classroom	Y	675
17	Girls Restroom	N	316
18	Boys Restroom	N	316
19	Kindergarten - Third Grade Classroom	Y	675
20	Kindergarten - Third Grade Classroom	Y	675
21	Kindergarten - Third Grade Classroom	Y	675
22	Book and Instructional Storage	N	475
23	Custodial	N	62
24	Mechanical Room	N	312
25	Cafeteria - Elementary School	N	3592
26	Kitchen and All Support Areas	N	1593
Total Building		14IU	18032

Building # 2011 **IU Available** 1 **Ext FT²** 4296
Int FT² 4290 **Occupied** 07/01/1988

Space #	Inventoried As (Description)	IU	Size (Ft²)
01	Media Center-276	Y	2907
Total Building		1IU	2907

Building # 2012 **IU Available** 2 **Ext FT²** 2881
Int FT² 1536 **Occupied** 07/01/1992

Space #	Inventoried As (Description)	IU	Size (Ft²)
01	Kindergarten - Third Grade Classroom	Y	768
02	Kindergarten - Third Grade Classroom	Y	768
Total Building		2IU	1536

Building # 2020 **IU Available** 4 **Ext FT²** 5025
Int FT² 3284 **Occupied** 07/01/1963

Space #	Inventoried As (Description)	IU	Size (Ft²)
01	Kindergarten - Third Grade Classroom	Y	736
02	Boys Restroom	N	66
03	Girls Restroom	N	66
04	Noninstructional Storage	N	38
05	Kindergarten - Third Grade Classroom	Y	736
06	Kindergarten - Third Grade Classroom	Y	736
07	Boys Restroom	N	66
08	Girls Restroom	N	66
09	Noninstructional Storage	N	38
10	Kindergarten - Third Grade Classroom	Y	736
Total Building		4IU	3284

Building # 2030 **IU Available** 3 **Ext FT²** 4790
Int FT² 3252 **Occupied** 07/01/1967

Space #	Inventoried As (Description)	IU	Size (Ft²)
01	Girls Restroom	N	306
02	Fourth - Fifth Grade Classroom	Y	660
03	Fourth - Fifth Grade Classroom	Y	660
04	Fourth - Fifth Grade Classroom	Y	660
05	Teacher Workroom	N	475
06	Boys Restroom	N	306
Total Building		3IU	3067

Building # 2040 **IU Available** 11 **Ext FT²** 13861
Int FT² 9472 **Occupied** 07/01/1988

Space #	Inventoried As (Description)	IU	Size (Ft²)
01	Kindergarten - Third Grade Classroom	Y	848
02	Boys Restroom	N	41
03	Girls Restroom	N	41
04	Kindergarten - Third Grade Classroom	Y	848
05	Kindergarten - Third Grade Classroom	Y	848
06	Boys Restroom	N	41
07	Girls Restroom	N	41
08	Kindergarten - Third Grade Classroom	Y	848
09	Noninstructional Storage	N	120
10	Custodial	N	41
11	Kindergarten - Third Grade Classroom	Y	848
12	Kindergarten - Third Grade Classroom	Y	848
13	Boys Restroom	N	41
14	Girls Restroom	N	41
15	Kindergarten - Third Grade Classroom	Y	848
16	Kindergarten - Third Grade Classroom	Y	848
17	Boys Restroom	N	41
18	Girls Restroom	N	41

Facility Need

Facility: [0173] J. R. Trippe Middle Facility

Grades: 06-08 **FTE** 534 **IU Earned** 35 **IU Available** 40

Grades and Spaces	Avail able	Earned	Status	Program Need	Gain	Loss	Adjusted	Local	Total Need	Eligible Earned	Eligible Total	Comments
Basic Curriculum												
Middle School Classroom	24	18	6	0	0	0	6	0	0	0	0	
Middle School Sp. Ed. (pair of rooms)	2	2	0	0	0	0	0	0	0	0	0	
Science Lab - Middle School	6	7	-1	1	0	0	-1	0	1	0	1	Program Need
Art - Middle School	1	1	0	0	0	0	0	0	0	0	0	
Instrumental Music - Middle School	1	1	0	0	0	0	0	0	0	0	0	
Computer Science - Middle School	1	1	0	0	0	0	0	0	0	0	0	
Physical Education - Middle School	1	1	0	0	0	0	0	0	0	0	0	
Technology Lab - Middle School	1	1	0	0	0	0	0	0	0	0	0	
Family and Consumer Science - Middle School	1	1	0	0	0	0	0	0	0	0	0	
Sp. Ed. Family Living Center	1	1	0	0	0	0	0	0	0	0	0	
Media Center	1	1	0	0	0	0	0	0	0	0	0	
Basic Curriculum Totals	40	35	5	1	0	0	5	0	1	0	1	
Support Areas												
Kitchen and All Support Areas	1	1	0	0	0	0	0	0	0	0	0	
Cafeteria - Middle School	1	1	0	0	0	0	0	0	0	0	0	
Administration	1	1	0	0	0	0	0	0	0	0	0	
Team Planning	3	3	0	0	0	0	0	0	0	0	0	

Facility: [0173] J. R. Trippe Middle Facility

Grades: 06-08 **FTE** 534 **IU Earned** 35 **IU Available** 40

Grades and Spaces	Avail able	Earned	Status	Program Need	Gain	Loss	Adjusted	Local	Total Need	Eligible Earned	Eligible Total	Comments
Counseling	1	1	0	0	0	0	0	0	0	0	0	
Support Areas Totals	7	7	0	0	0	0	0	0	0	0	0	
Facility Total	47	42	5	1	0	0	5	0	1	0	1	

Renovations Summary

Name of Facility: [0173] J. R. Trippe Middle Facility

Building Number	Construction Date	Number of Units	Units Earned	Base State Eligible Cost	Local Funds	Architect Estimated Cost
4010	1996	40	40	\$0	\$1,461,156	\$1,461,156
Net Funds Earned For Entitlement		40	40	\$0	\$1,461,156	\$1,461,156

	Net Amounts	Architect Fee (Max 6%)	Contingencies (Max 15%)	Total Cost
Architect Estimated Cost	\$1,461,156	\$87,669	\$219,173	\$1,767,999
Total State Eligible Cost	\$0	\$0	\$0	\$0
Total Local Costs (does not include required local)	\$1,461,156	\$87,669	\$219,173	\$1,767,999

Renovations Detail

Facility Name: [0173] J. R. Trippe Middle Facility

Occupied Date: 07/01/1995

Available Units: 40

Earned Units: 40

Item		Cost
Building #	4010	
	New floor covering	\$472,000
	New ceiling	\$165,902
	Relighting	\$130,000
	Rewiring	\$152,404
	Restroom modernization (Including those for handicapped)	\$105,000
	Tackboards, chalkboards, and lockers	\$76,250
	Provisions for the handicapped to include drinking fountains, lifts, and ramps (\$9,600
	Replace or refinish wall surfaces, to include painting	\$143,100
	Door replacement	\$186,900
	Energy conservation, to include time devices, caulking, and retrofit measures	\$20,000
Total Building Cost For 4010		\$1,461,156
Total Facility Cost For 0173		\$1,461,156

COST ESTIMATE FOR ITEMS ON CHECK LIST

(CHECK SCOPE AND LIST COSTS FOR EACH ACTIVITY. DO NOT PROJECT INFLATION OR FEES INTO ESTIMATE)

Architect's Signature: _____

Modifications Summary

Name of Facility: [0173] J. R. Trippe Middle Facility

Type of Modification	Building Number	Base State Eligible Cost	Local Funds	Architect Estimated Cost
Replace HVAC - individual unit system	4010	\$0	\$355,101	\$888,515
Replace Kitchen Equipment - Dishwasher	4010	\$20,000	\$25,000	\$45,000
Replace Kitchen Equipment - Serving Lines	4010	\$15,000	\$55,000	\$70,000
Replace Roof - flat, shingle	4010	\$78,006	\$66,994	\$145,000
Other	4010	\$0	\$40,000	\$40,000
Other	4010	\$0	\$25,000	\$25,000
Other	4010	\$0	\$20,000	\$20,000
Other	ALL	\$0	\$50,000	\$50,000
Other	ALL	\$0	\$150,000	\$150,000
Other	ALL	\$0	\$20,000	\$20,000
Total Modification Costs		\$113,006	\$807,095	\$1,453,515

	Net Amounts	Architect's Fees (Max 6%)	Contingencies (Max 15%)	Total Cost
Architect Estimated Cost	\$1,453,515	\$87,211	\$218,027	\$1,758,753
Total State Eligible Cost	\$113,006	\$6,780	\$16,951	\$136,737
Total Local Costs (does not include required local)	\$807,095	\$48,426	\$121,064	\$976,585

Modifications Detail

Name of Facility: [0173] J. R. Trippe Middle Facility

Building Number 4010						
Cost Estimate						
Item	Type	Unit Number		Unit Price	Total Price	Comment
2 condensing units for cooler/freezer	Other	2	x	\$5,000 Imp. sum	\$10,000	Replacement of condensing units at cooler/freezer, replace one combi-oven,
combi-oven	Other	1	x	\$30,000 ea.	\$30,000	Replacement of condensing units at cooler/freezer, replace one combi-oven,
Sound system complete with sound panels	Other	1	x	\$25,000 Imp. sum	\$25,000	Install sound system ion gym
Replace HVAC equipment and update to energy code	Replace HVAC - individual unit system	76202	x	\$12 s.f.	\$888,515	Replace HVAC equipment and update to energy code to include 38 wall hung units (@\$3500), 2 large rooftop unit (@\$60,000), 5 OAP units (@\$100,000), clean ducts (@\$20,000), miscellaneous fans (@\$15,000), and gym HVAC (temper) (@\$100,000).
1 classroom space	Other	1	x	\$20,000 Imp. sum	\$20,000	General computer and video cabling to add one computer lab wiring and cable
11,000 sq ft Plus Parapet Flashing & Roof Drains	Replace Roof - flat, shingle	11000	x	\$10 s.f.	\$110,000	Replace roof at commons and kitchens
General repair at metal roof area	Replace Roof - flat, shingle	1	x	\$10,000 Imp. sum	\$10,000	Replace roof at commons and kitchens
Replace downspouts and gutters	Replace Roof - flat, shingle	2000	x	\$13 l.f	\$25,000	Replace roof at commons and kitchens
Dishwasher and pulper	Replace Kitchen Equipment - Dishwasher	1	x	\$45,000 unit	\$45,000	Replace dishwasher and pulper.
Replace 2 serving lines	Replace Kitchen Equipment - Serving Lines	2	x	\$35,000 unit	\$70,000	Replace 2 serving lines
Total Building					\$1,233,515	

Building Number ALL							
Cost Estimate							
Item		Type	Unit Number		Unit Price	Total Price	Comment
Paving		Other	1	x	\$150,000 Imp. sum	\$150,000	Repair paving and install topping; pave gravel road
upgrade to latest code		Other	1	x	\$20,000 Imp. sum	\$20,000	Upgrade fire alarm and security
Irrigation		Other	1	x	\$10,000 Imp. sum	\$10,000	Misc. site improvements (irrigation, landscape, signage)
Landscape		Other	1	x	\$20,000 Imp. sum	\$20,000	Misc. site improvements (irrigation, landscape, signage)
Signage for Events		Other	1	x	\$20,000 Imp. sum	\$20,000	Misc. site improvements (irrigation, landscape, signage)
Total Building						\$220,000	
Total Facility						\$1,453,515	

Architect's Signature: _____

Construction - Additions

Facility: [0173] J. R. Trippe Middle Facility

Grades: 06-08

Space	Need	Eligible	Sq Ft	Sq Ft Cost	State Eligible Cost	Local	Local Sq Ft	Local Unit Cost	Local Cost
Science Lab - Middle School	1	1	1000	\$80	\$80,000	0	0	\$80	\$0
Total For Instructional Units	1	1	1000		\$80,000	0	0		\$0

Support Areas	Unit Sq Ft	Unit Cost	State Eligible Cost
Support Areas - Circulation	300	\$80	\$24,000
Total for Support Areas	300		\$24,000

Local Sq Ft	Local Unit Cost	Local Cost
0	\$80	\$0
0		\$0

Totals	
Base State Eligible Cost	\$104,000
Architect Fees	\$6,240
Contingency	\$5,200
Required Reduction	\$0
Total State Eligible Cost	\$115,440
Architect's Estimate of Total Cost	\$115,440
Architect's Estimate Minus Total State Eligible Cost	\$0

Local Totals	
Base Local Costs	\$0
Architect Fees	\$0
Contingency	\$0
Total Local Costs	\$0

Inventory Detail

System Vidalia City
Facility [0173] J. R. Trippe Middle Facility

Building # 4010 **IU Available** 40 **Ext FT²** 95400
Int FT² 76202 **Occupied** 07/01/1995

Space #	Inventoried As (Description)	IU	Size (Ft ²)
001	Middle School Classroom	Y	694
002	Middle School Classroom	Y	694
003	Middle School Classroom	Y	694
004	Girls Restroom	N	297
005	Other Instructional	N	94
006	Noninstructional Storage	N	54
007	Science Lab - Middle School	Y	1532
008	Middle School Classroom	Y	694
009	Team Planning	N	702
010	Staff Restroom	N	40
011	Staff Restroom	N	40
012	Other Instructional	N	108
013	Noninstructional Storage	N	65
014	Other Noninstructional	N	231
015	Other Noninstructional	N	231
016	Kindergarten-Third Grade Classroom	N	153
017	Custodial	N	36
018	Staff Restroom	N	40
019	Staff Restroom	N	40
020	Noninstructional Storage	N	80
021	Team Planning	N	702
022	Middle School Classroom	Y	694
023	Middle School Classroom	Y	694
024	Middle School Classroom	Y	694
025	Boys Restroom	N	297
026	Other Instructional	N	94
027	Noninstructional Storage	N	54
028	Science Lab - Middle School	Y	1532
029	Middle School Classroom	Y	694
030	Middle School Classroom	Y	694
031	Middle School Classroom	Y	694
032	Middle School Sp. Ed. (pair of rooms)	Y	694
034	Girls Restroom	N	297
035	Other Instructional	N	94
036	Custodial	N	54
037	Science Lab - Middle School	Y	1532
038	Middle School Classroom	Y	694
039	Team Planning	N	702
040	Staff Restroom	N	40
041	Staff Restroom	N	40
042	Noninstructional Storage	N	108
043	Custodial	N	65
044	Other Noninstructional	N	231

045	Middle School Classroom	Y	694
046	Middle School Classroom	Y	694
047	Middle School Classroom	Y	694
048	Boys Restroom	N	297
049	Noninstructional Storage	N	57
050	Other Instructional	N	94
051	Science Lab - Middle School	Y	1532
052	Middle School Classroom	Y	694
053	Middle School Classroom	Y	694
054	Middle School Classroom	Y	694
055	Middle School Sp. Ed. (pair of rooms)	Y	694
057	Girls Restroom	N	297
058	Other Instructional	N	94
059	Noninstructional Storage	N	54
060	Science Lab - Middle School	Y	1532
061	Middle School Classroom	Y	694
062	Noninstructional Storage	N	114
063	Counseling	N	113
064	Kindergarten-Third Grade Classroom	N	117
065	Middle School Classroom	Y	694
066	Middle School Classroom	Y	694
067	Middle School Classroom	Y	694
068	Boys Restroom	N	297
069	Noninstructional Storage	N	57
070	Other Noninstructional	N	94
071	Science Lab - Middle School	Y	1532
072	Middle School Classroom	Y	694
073	Noninstructional Storage	N	103
074	Noninstructional Storage	N	360
075	Mechanical Room	N	42
076	Mechanical Room	N	60
077	Media Center-276	Y	3113
078	Other Noninstructional	N	128
079	Kindergarten-Third Grade Classroom	N	219
080	Staff Restroom	N	68
081	Noninstructional Storage	N	256
082	Mechanical Room	N	126
083	Boys Restroom	N	80
084	Girls Restroom	N	80
085	Sp. Ed. Family Living Center	Y	800
086	Middle School Classroom	Y	756
087	Kitchen and All Support Areas	N	4605
088	Other Noninstructional	N	286
089	Mechanical Room	N	123
090	Cafeteria - Middle School	N	6415
091	Administration	N	2153
092	Noninstructional Storage	N	80
093	Staff Restroom	N	80
094	Staff Restroom	N	80
095	Noninstructional Storage	N	80
096	Noninstructional Storage	N	200
097	Boys Restroom	N	297

098	Girls Restroom	N	297
099	Other Noninstructional	N	150
100	Instrumental (Band) - Middle School	Y	1195
101	Art - Middle School	Y	1367
102	Family and Consumer Science Lab - Middle School	Y	1638
103	Computer Science - Middle School	Y	850
104	Technology Lab - Middle Grades	Y	2595
105	Mechanical Room	N	80
106	Middle School Classroom	Y	660
107	Physical Education - Middle School	Y	13498
	Total Building	40IU	75442
	Total Facility	40IU	75442

Facility Need

Facility: [0274] New Vidalia City High School

Grades: 09-12 **FTE** 704 **IU Earned** 39 **IU Available** 0

Grades and Spaces	Avail able	Earned	Status	Program Need	Gain	Loss	Adjusted	Local	Total Need	Eligible Earned	Eligible Total	Comments
Basic Curriculum												
High School Classroom	0	22	-22	0	0	0	-22	10	32	22	22	
Science Lab and Classroom - High School	0	5	-5	0	0	0	-5	0	5	5	5	
Art - High School	0	1	-1	0	0	0	-1	0	1	1	1	
Instrumental (Band) - High School	0	1	-1	0	0	0	-1	0	1	1	1	
Chorus - High School	0	1	-1	0	0	0	-1	0	1	1	1	
Business Lab - High School	0	2	-2	0	0	0	-2	0	2	2	2	
Physical Education - High School	0	1	-1	0	0	0	-1	0	1	1	1	
Theater	0	0	0	0	0	0	0	1	1	0	0	
Construction Lab	0	1	-1	0	0	0	-1	0	1	1	1	
Broadcast / Video Production Lab	0	1	-1	0	0	0	-1	0	1	1	1	
Engineering and Technology Multiuse Lab	0	1	-1	0	0	0	-1	0	1	1	1	
Family and Consumer Science Lab	0	1	-1	0	0	0	-1	0	1	1	1	
Healthcare Services Multiuse Lab - High School	0	1	-1	0	0	0	-1	0	1	1	1	
Sp. Ed. Family Living Center	0	0	0	0	0	0	0	1	1	0	0	
Media Center-276	0	1	-1	0	0	0	-1	0	1	1	1	
Basic Curriculum Totals	0	39	-39	0	0	0	-39	12	51	39	39	
Facility Total	0	39	-39	0	0	0	-39	12	51	39	39	

Construction - New

Facility: [0274] New Vidalia City High School

Grade Levels: 09-12

Type	Eligible IU	Local IU	Total IU	Size Factor	Cost Formula	State Eligible Cost
High	39	12	51	2850	84	\$9,336,600
Athletic Reduction	0	0	0	3000	84	\$252,000

Totals	
Base State Eligible Cost	\$9,084,600
Architect Fees	\$545,076
Contingency	\$454,230
Required Reduction	\$0
Total State Eligible Cost	\$10,083,906
Architect's Estimate of Total Cost	\$0
Architect's Estimate Minus Total State Eligible Cost	\$0

Facility Need

Facility: [0111] Sally Meadows Elementary

Grades: 2-5 **FTE** 754 **IU Earned** 44 **IU Available** 67

Grades and Spaces	Available	Earned	Status	Program Need	Gain	Loss	Adjusted	Local	Total Need	Eligible Earned	Eligible Total	Comments
Basic Curriculum												
Kindergarten - Third Grade Classroom	35	22	13	0	0	0	13	0	0	0	0	
Fourth - Fifth Grade Classroom	21	18	3	0	0	0	3	0	0	0	0	
ElementarySp. Ed. (Pair of Rooms)	4	0	4	0	0	0	4	0	0	0	0	
Art - Elementary School	1	1	0	0	0	0	0	0	0	0	0	
Music - Elementary School	1	1	0	0	0	0	0	0	0	0	0	
Computer Science - Elementary School	2	0	2	0	0	0	2	0	0	0	0	
Physical Education - Elementary School	1	1	0	0	0	0	0	0	0	0	0	
Sp. Ed. Family Living Center	1	0	1	0	0	0	1	0	0	0	0	
Media Center	1	1	0	0	0	0	0	0	0	0	0	
Basic Curriculum Totals	67	44	23	0	0	0	23	0	0	0	0	
Support Areas												
Kitchen and All Support Areas	1	1	0	0	0	0	0	0	0	0	0	
Cafeteria - Elementary School	1	1	0	0	0	0	0	0	0	0	0	
Administration	1	1	0	0	0	0	0	0	0	0	0	
Support Areas Totals	3	3	0	0	0	0	0	0	0	0	0	
Facility Total	70	47	23	0	0	0	23	0	0	0	0	

Renovations Summary

Name of Facility: [0111] Sally Meadows Elementary

Building Number	Construction Date	Number of Units	Units Earned	Base State Eligible Cost	Local Funds	Architect Estimated Cost
2040	1989	17	17	\$0	\$247,500	\$247,500
2050	1989	3	3	\$0	\$76,500	\$76,500
2060	2010	47	24	\$0	\$0	\$0
Net Funds Earned For Entitlement		67	44	\$0	\$324,000	\$324,000

	Net Amounts	Architect Fee (Max 6%)	Contingencies (Max 15%)	Total Cost
Architect Estimated Cost	\$324,000	\$19,440	\$48,600	\$392,040
Total State Eligible Cost	\$0	\$0	\$0	\$0
Total Local Costs (does not include required local)	\$324,000	\$19,440	\$48,600	\$392,040

Renovations Detail

Facility Name: [0111] Sally Meadows Elementary

Occupied Date: 07/01/1988

Available Units: 3

Earned Units: 3

Item		Cost
Building #	2040	
	New floor covering	\$60,000
	New ceiling	\$55,000
	Relighting	\$15,000
	Rewiring	\$5,000
	Restroom modernization (Including those for handicapped)	\$12,000
	Tackboards, chalkboards, and lockers	\$12,000
	New windows	\$35,000
	Replace or refinish wall surfaces, to include painting	\$45,000
	Door replacement	\$3,500
	Energy conservation, to include time devices, caulking, and retrofit measures	\$5,000
Total Building Cost For 2040		\$247,500
Building #	2050	
	New floor covering	\$3,000
	New ceiling	\$25,000
	Relighting	\$13,500
	Replace or refinish wall surfaces, to include painting	\$30,000
	Door replacement	\$2,500
	Energy conservation, to include time devices, caulking, and retrofit measures	\$2,500
Total Building Cost For 2050		\$76,500
Total Facility Cost For 0111		\$324,000

**COST ESTIMATE FOR ITEMS ON CHECK LIST
(CHECK SCOPE AND LIST COSTS FOR EACH ACTIVITY. DO NOT PROJECT INFLATION OR FEES INTO ESTIMATE)**

Architect's Signature: _____

Modifications Summary

Name of Facility: [0111] Sally Meadows Elementary

Type of Modification	Building Number	Base State Eligible Cost	Local Funds	Architect Estimated Cost
Replace HVAC - individual unit system	2040	\$98,805	\$115,345	\$214,150
Replace HVAC - individual unit system	2050	\$66,276	\$135,084	\$201,360
Replace Roof - flat, shingle	2050	\$67,830	\$60,848	\$128,678
Total Modification Costs		\$232,911	\$311,277	\$544,188

	Net Amounts	Architect's Fees (Max 6%)	Contingencies (Max 15%)	Total Cost
Architect Estimated Cost	\$544,188	\$32,651	\$81,628	\$658,467
Total State Eligible Cost	\$232,911	\$13,975	\$34,937	\$281,823
Total Local Costs (does not include required local)	\$311,277	\$18,677	\$46,692	\$376,646

Modifications Detail

Name of Facility: [0111] Sally Meadows Elementary

Building Number 2040						
Cost Estimate						
Item	Type	Unit Number		Unit Price	Total Price	Comment
New OAP	Replace HVAC - individual unit system	1	x	\$50,000 ea.	\$50,000	Replace HVAC
Programmable thermostatic system	Replace HVAC - individual unit system	19	x	\$1,000 ea.	\$19,000	Replace HVAC
Exhaust fan	Replace HVAC - individual unit system	4	x	\$1,000 ea.	\$4,000	Replace HVAC
Replace HVAC	Replace HVAC - individual unit system	14115	x	\$10 s.f.	\$141,150	Replace HVAC
Total Building					\$214,150	

Building Number 2050

Cost Estimate						
Item	Type	Unit Number		Unit Price	Total Price	Comment
Exhaust fans	Replace HVAC - individual unit system	4	x	\$1,000 ea.	\$4,000	Replace HVAC
Programmable thermostatic system	Replace HVAC - individual unit system	8	x	\$1,000 ea.	\$8,000	Replace HVAC
Zone HVAC units	Replace HVAC - individual unit system	9468	x	\$20 s.f.	\$189,360	Replace HVAC
Recoat metal panels with DTM coating	Replace Roof - flat, shingle	1	x	\$25,000 Imp. sum	\$25,000	Reroof building
Underground tie-in	Replace Roof - flat, shingle	20	x	\$1,000 ea.	\$20,000	Reroof building
Downspouts	Replace Roof - flat, shingle	26	x	\$250 ea.	\$6,500	Reroof building
Gutters	Replace Roof - flat, shingle	1000	x	\$15 l.f.	\$15,000	Reroof building
Reroof building	Replace Roof - flat, shingle	11305	x	\$6 s.f.	\$62,178	Reroof building
Total Building					\$330,038	
Total Facility					\$544,188	

**Architect's
Signature:**

Inventory Detail

System Vidalia City**Facility** [0111] Sally Meadows Elementary Facility**Building #** 2040 **IU Available** 17 **Ext FT²** 19654**Int FT²** 14115 **Occupied** 07/01/1988

Space #	Inventoried As (Description)	IU	Size (Ft²)
248	Kindergarten - Third Grade Classroom	Y	740
249	Kindergarten - Third Grade Classroom	Y	740
250	Kindergarten - Third Grade Classroom	Y	740
251	Kindergarten - Third Grade Classroom	Y	740
252	Kindergarten - Third Grade Classroom	Y	740
253	Boys Restroom	N	96
254	Girls Restroom	N	84
257	Mechanical Room	N	56
258	Noninstructional Storage	N	75
260	Elementary Sp. Ed. (pair of rooms)	N	400
261	Elementary Sp. Ed. (pair of rooms)	Y	300
261.1	Custodial	N	143
262	Boys Restroom	N	187
263	Kindergarten - Third Grade Classroom	Y	740
264	Kindergarten - Third Grade Classroom	Y	740
265	Kindergarten - Third Grade Classroom	Y	740
266	Kindergarten - Third Grade Classroom	Y	740
267	Kindergarten - Third Grade Classroom	Y	740
268	Kindergarten - Third Grade Classroom	Y	740
269	Kindergarten - Third Grade Classroom	Y	740
270	Kindergarten - Third Grade Classroom	Y	740
271	Kindergarten - Third Grade Classroom	Y	740
272	Kindergarten - Third Grade Classroom	Y	740
273	Girls Restroom	N	330
274	Elementary Sp. Ed. (pair of rooms)	N	400
275	Elementary Sp. Ed. (pair of rooms)	Y	400
Total Building		17IU	13571

Building # 2050 **IU Available** 3 **Ext FT²** 11305**Int FT²** 9468 **Occupied** 07/01/1988

Space #	Inventoried As (Description)	IU	Size (Ft²)
277	Physical Education - Elementary School	Y	7091
281	Music - Elementary	Y	1028
284	Boys Restroom	N	123
285	Girls Restroom	N	141
286	Custodial	N	25
287	Art - Elementary School	Y	1060
Total Building		3IU	9468

Int FT² 72634

Occupied 07/01/2009

75660

Space #	Inventoried As (Description)	IU	Size (Ft²)
103	Kindergarten - Third Grade Classroom	Y	780
104	Kindergarten - Third Grade Classroom	Y	780
105	Kindergarten - Third Grade Classroom	Y	780
106	Kindergarten - Third Grade Classroom	Y	780
107	Kindergarten - Third Grade Classroom	Y	780
108	Girls Restroom	N	340
109	Custodial	N	100
110	Boys Restroom	N	340
112	Kindergarten - Third Grade Classroom	Y	780
114	Kindergarten - Third Grade Classroom	Y	780
115	Kindergarten - Third Grade Classroom	Y	780
116	Kindergarten - Third Grade Classroom	Y	780
117	Kindergarten - Third Grade Classroom	Y	780
118	Boys Restroom	N	320
119	Custodial	N	100
120	Kindergarten - Third Grade Classroom	Y	780
121	Kindergarten - Third Grade Classroom	Y	780
122	Kindergarten - Third Grade Classroom	Y	780
123	Kindergarten - Third Grade Classroom	Y	780
124	Noninstructional Storage	N	120
125	Girls Restroom	N	300
126	Kindergarten - Third Grade Classroom	Y	780
127	Kindergarten - Third Grade Classroom	Y	780
128	Kindergarten - Third Grade Classroom	Y	780
129	Kindergarten - Third Grade Classroom	Y	780
147	Administration	N	6816
157	Mechanical Room	N	100
158	Kindergarten - Third Grade Classroom	Y	884
159	Noninstructional Storage	N	120
160	Computer Science - Elementary School	Y	884
161	Custodial	N	100
162	Staff Restroom	N	90
163	Staff Restroom	N	90
165	Kindergarten - Third Grade Classroom	Y	884
167	Noninstructional Storage	N	120
168	Computer Science - Elementary School	Y	884
169	Custodial	N	100
172	Noninstructional Storage	N	180
174	Boys Restroom	N	210
175	Fourth - Fifth Grade Classroom	Y	672
177	Fourth - Fifth Grade Classroom	Y	672
178	Fourth - Fifth Grade Classroom	Y	672
179	Fourth - Fifth Grade Classroom	Y	672
180	Fourth - Fifth Grade Classroom	Y	672
181	Fourth - Fifth Grade Classroom	Y	672
182	Fourth - Fifth Grade Classroom	Y	672
183	Fourth - Fifth Grade Classroom	Y	672

184	Fourth - Fifth Grade Classroom	Y	672
185	Fourth - Fifth Grade Classroom	Y	672
186	Girls Restroom	N	210
187	Elementary Sp. Ed. (pair of rooms)	Y	336
188	Elementary Sp. Ed. (pair of rooms)	N	336
190	Boys Restroom	N	210
191	Fourth - Fifth Grade Classroom	Y	672
193	Fourth - Fifth Grade Classroom	Y	672
194	Fourth - Fifth Grade Classroom	Y	672
195	Fourth - Fifth Grade Classroom	Y	672
196	Fourth - Fifth Grade Classroom	Y	672
197	Fourth - Fifth Grade Classroom	Y	672
198	Fourth - Fifth Grade Classroom	Y	672
199	Fourth - Fifth Grade Classroom	Y	672
200	Fourth - Fifth Grade Classroom	Y	672
201	Fourth - Fifth Grade Classroom	Y	672
202	Girls Restroom	N	210
203	Elementary Sp. Ed. (pair of rooms)	Y	336
204	Elementary Sp. Ed. (pair of rooms)	N	336
207	Cafeteria - Elementary School	N	6000
208	Kitchen and All Support Areas	N	4775
211	Kindergarten - Third Grade Classroom	N	5838
224	Noninstructional Storage	N	245
230	Fourth - Fifth Grade Classroom	Y	720
235	Sp. Ed. Family Living Center	Y	1263
237	Noninstructional Storage	N	120
238	Mechanical Room	N	120
240	Media Center-276	Y	5186
	Total Building	47IU	66803
	Total Facility	67IU	89842

Facility Need

Facility: [0273] Vidalia Comprehensive High Facility

Grades: 9-12 **FTE** 0 **IU Earned** 0 **IU Available** 46

Grades and Spaces	Available	Earned	Status	Program Need	Gain	Loss	Adjusted	Local	Total Need	Eligible Earned	Eligible Total	Comments
Basic Curriculum												
High School Classroom	24	0	24	0	0	24	0	0	0	0	0	Phased Out.
High School Sp. Ed. (pair of rooms)	1	0	1	0	0	1	0	0	0	0	0	
Science Lab and Classroom - High School	4	0	4	0	0	4	0	0	0	0	0	
Instrumental Music - High School	1	0	1	0	0	1	0	0	0	0	0	
Choral Music - High School	1	0	1	0	0	1	0	0	0	0	0	
Business Lab - High School	4	0	4	0	0	4	0	0	0	0	0	
Physical Education - High School	1	0	1	0	0	1	0	0	0	0	0	
Construction Lab	1	0	1	0	0	1	0	0	0	0	0	
Automotive Service Technology Lab	1	0	1	0	0	1	0	0	0	0	0	
Engineering and Technology Multiuse Lab	1	0	1	0	0	1	0	0	0	0	0	
Marketing Multiuse Lab	1	0	1	0	0	1	0	0	0	0	0	
Family and Consumer Science Lab	2	0	2	0	0	2	0	0	0	0	0	
Healthcare Service Multiuse Lab	1	0	1	0	0	1	0	0	0	0	0	
Agriculture Mechanics Lab	1	0	1	0	0	1	0	0	0	0	0	
Sp. Ed. Family Living Center	1	0	1	0	0	1	0	0	0	0	0	
Media Center	1	0	1	0	0	1	0	0	0	0	0	
Basic Curriculum Totals	46	0	46	0	0	46	0	0	0	0	0	
Support Areas												
Kitchen and All Support Areas	1	1	0	0	0	0	0	0	0	0	0	

Facility: [0273] Vidalia Comprehensive High Facility

Grades: 9-12 **FTE** 0 **IU Earned** 0 **IU Available** 46

Grades and Spaces	Available	Earned	Status	Program Need	Gain	Loss	Adjusted	Local	Total Need	Eligible Earned	Eligible Total	Comments
Cafeteria - High School	1	1	0	0	0	0	0	0	0	0	0	
Administration	1	1	0	0	0	0	0	0	0	0	0	
Support Areas Totals	3	3	0	0	0	0	0	0	0	0	0	
Facility Total	49	3	46	0	0	46	0	0	0	0	0	

Renovations Summary

Name of Facility: [0273] Vidalia Comprehensive High Facility

Building Number	Construction Date	Number of Units	Units Earned	Base State Eligible Cost	Local Funds	Architect Estimated Cost
5010	1974	30	0	\$0	\$3,040,802	\$3,040,802
5011	2008	4	0	\$0	\$208,010	\$208,010
5020	1976	8	0	\$0	\$965,150	\$965,150
5030	1976	4	0	\$0	\$795,900	\$795,900
Net Funds Earned For Entitlement		46	0	\$0	\$5,009,862	\$5,009,862

	Net Amounts	Architect Fee (Max 6%)	Contingencies (Max 15%)	Total Cost
Architect Estimated Cost	\$5,009,862	\$300,592	\$751,479	\$6,061,933
Total State Eligible Cost	\$0	\$0	\$0	\$0
Total Local Costs (does not include required local)	\$5,009,862	\$300,592	\$751,479	\$6,061,933

Renovations Detail

Facility Name: [0273] Vidalia Comprehensive High Facility**Occupied Date:** 07/01/1973**Available Units:** 4**Earned Units:** 0

Item		Cost
Building #	5010	
	New floor covering	\$474,945
	New ceiling	\$284,967
	Relighting	\$474,945
	Rewiring	\$474,945
	Restroom modernization (Including those for handicapped)	\$450,000
	Tackboards, marker boards, and lockers	\$60,000
	Provisions for the handicapped to include drinking fountains, lifts, and ramps (\$70,000
	Replace or refinish wall surfaces, to include painting	\$195,000
	Door replacement	\$256,000
	Energy conservation, to include time devices, caulking, and retrofit measures	\$100,000
	General Plumbing Repair	\$100,000
	Security and Caamera Sysyem	\$100,000
	Total Building Cost For 5010	\$3,040,802
Building #	5011	
	Door replacement	\$48,000
	Energy conservation, to include time devices, caulking, and retrofit measures	\$10,000
	Fire Alarm & Intercom	\$5,000
	New ceiling	\$5,000
	New floor covering	\$18,335
	Provisions for the handicapped to include drinking fountains, lifts, and ramps	\$5,000
	Relighting	\$36,670
	Replace or refinish wall surfaces, to include painting	\$18,335
	Restroom modernization (Including those for handicapped)	\$5,000
	Rewiring	\$36,670
	Security	\$8,000
	Tackboards, marker boards, and lockers	\$12,000
	Total Building Cost For 5011	\$208,010
Building #	5020	
	New floor covering	\$144,375
	New ceiling	\$86,625
	Relighting	\$144,375
	Rewiring	\$144,375
	Restroom modernization (Including those for handicapped)	\$150,000
	Tackboards, marker boards, and lockers	\$20,000

	Provisions for the handicapped to include drinking fountains, lifts, and ramps (\$10,000
	Replace or refinish wall surfaces, to include painting	\$68,100
	Door replacement	\$84,000
	Energy conservation, to include time devices, caulking, and retrofit measures	\$20,000
	Abatement	\$43,300
	Termite repair	\$30,000
	Security	\$20,000
	Total Building Cost For 5020	\$965,150
Building #	5030	
	New floor covering	\$150,000
	New ceiling	\$50,700
	Relighting	\$126,750
	Rewiring	\$126,750
	Restroom modernization (Including those for handicapped)	\$150,000
	Tackboards, marker boards, and lockers	\$12,000
	Provisions for the handicapped to include drinking fountains, lifts, and ramps (\$24,000
	Replace or refinish wall surfaces, to include painting	\$50,700
	Door replacement	\$50,000
	Energy conservation, to include time devices, caulking, and retrofit measures	\$15,000
	Security	\$40,000
	Total Building Cost For 5030	\$795,900
	Total Facility Cost For 0273	\$5,009,862

**COST ESTIMATE FOR ITEMS ON CHECK LIST
(CHECK SCOPE AND LIST COSTS FOR EACH ACTIVITY. DO NOT PROJECT INFLATION OR FEES INTO ESTIMATE)**

Architect's Signature: _____

Modifications Summary

Name of Facility: [0273] Vidalia Comprehensive High Facility

Type of Modification	Building Number	Base State Eligible Cost	Local Funds	Architect Estimated Cost
Replace HVAC - individual unit system	5010	\$0	\$1,773,128	\$1,773,128
Other	5010	\$0	\$633,260	\$633,260
Other	5010	\$0	\$60,000	\$60,000
Other	5010	\$0	\$30,000	\$30,000
Other	5010	\$0	\$137,500	\$137,500
Other	5010	\$0	\$20,000	\$20,000
Other	5010	\$0	\$500,000	\$500,000
Other	5010	\$0	\$250,000	\$250,000
Other	5010	\$0	\$250,000	\$250,000
Other	5010	\$0	\$457,181	\$457,181
Other	5010	\$0	\$50,000	\$50,000
Add/Replace Canopy - Car Rider/Bus Rider	5020	\$0	\$48,000	\$48,000
Add/Replace Canopy - Car Rider/Bus Rider	5020	\$0	\$200,000	\$200,000
Add/Replace Canopy - Car Rider/Bus Rider	5020	\$0	\$100,000	\$100,000
Replace HVAC - zoned with duct work replacement	5020	\$0	\$539,000	\$539,000
Replace Roof - flat, shingle	5020	\$0	\$193,600	\$193,600
Other	5020	\$0	\$10,000	\$10,000
Other	5020	\$0	\$15,000	\$15,000
Other	5020	\$0	\$57,750	\$57,750
Other	5020	\$0	\$48,125	\$48,125
Replace HVAC - zoned with duct work replacement	5030	\$0	\$338,000	\$338,000
Replace Roof - flat, shingle	5030	\$0	\$202,800	\$202,800
Other	5030	\$0	\$357,000	\$357,000
Other	5030	\$0	\$15,000	\$15,000
Other	5030	\$0	\$45,000	\$45,000
Other	5030	\$0	\$550,000	\$550,000
Other	5030	\$0	\$75,000	\$75,000
Other	5030	\$0	\$50,000	\$50,000

Name of Facility: [0273] Vidalia Comprehensive High Facility

Type of Modification	Building Number	Base State Eligible Cost	Local Funds	Architect Estimated Cost
Other	5030	\$0	\$360,000	\$360,000
Total Modification Costs		\$0	\$7,365,344	\$7,365,344

	Net Amounts	Architect's Fees (Max 6%)	Contingencies (Max 15%)	Total Cost
Architect Estimated Cost	\$7,365,344	\$441,921	\$1,104,802	\$8,912,067
Total State Eligible Cost	\$0	\$0	\$0	\$0
Total Local Costs (does not include required local)	\$7,365,344	\$441,921	\$1,104,802	\$8,912,067

Modifications Detail

Name of Facility: [0273] Vidalia Comprehensive High Facility

Building Number 5010						
Cost Estimate						
Item	Type	Unit Number		Unit Price	Total Price	Comment
Renovate fire sprinkler system	Other	1	x	\$20,000 Imp. sum	\$20,000	Renovate fire sprinkler system. Replace heads, check controls & joints
Kitchen	Other	1	x	\$500,000	\$500,000	Upgrade all Kitchen Equipment, add air conditioning, freezer/cooler space
Dock/Cooler Freezer encloser, and can wash area	Other	1	x	\$250,000	\$250,000	Construction of Loading Dock and structure for cooler freezer encloser
Interactive boards-Wireless	Other	1	x	\$250,000	\$250,000	Interactive Boards-Wireless
Walls	Other	1	x	\$457,181	\$457,181	Replace existing sheetrock walls with CMU walls
Wall demo	Other	1	x	\$50,000	\$50,000	Wall demo
Roof	Other	1	x	\$633,260	\$633,260	Replace roof
HVAC	Replace HVAC - individual unit system	1	x	\$1,773,128	\$1,773,128	Upgrade HVAC & replace units as required (including controls)
Water heater	Other	1	x	\$60,000 ea.	\$60,000	Replace 500 gallon water heater (PVI)
Ceiling and sound panels	Other	1	x	\$30,000	\$30,000	Ceiling ceilings to improve acoustics and HVAC efficiency
Safety and security	Other	1	x	\$137,500 Imp. sum	\$137,500	Upgrade or replace fire alarm system to meet new codes including camera and other security devices
Total Building					\$4,161,069	

Building Number 5020

Cost Estimate						
Item	Type	Unit Number		Unit Price	Total Price	Comment
HVAC	Replace HVAC - zoned with duct work replacement	1	x	\$539,000	\$539,000	HVAC new 4 pipe chiller/ducted system
Water Heater	Other	1	x	\$15,000	\$15,000	Replace Water Heater

Fire Sprinkler System	Other	1	x	\$57,750	\$57,750	Add Fire Sprinkler System
Security/Camera and Fire Alarm System	Add/Replace Canopy - Car Rider/Bus Rider	1	x	\$48,000	\$48,000	Security/Camera and Fire Alarm System
Technology/Wireless	Other	1	x	\$48,125	\$48,125	Bring to 21st Century classrooms level and complete wifi campus
Auto Lab remodel	Add/Replace Canopy - Car Rider/Bus Rider	1	x	\$200,000	\$200,000	Auto Lab upgrade to use as Robotics and Technology Lab
Construction of Connector Canopy	Add/Replace Canopy - Car Rider/Bus Rider	1	x	\$100,000	\$100,000	Enclose Connector from 5010 to 5020
Demolition	Other	1	x	\$10,000 Imp. sum	\$10,000	Selective demolition at exterior canopies
Install roof and insulation over existing roof	Replace Roof - flat, shingle	19360	x	\$10 s.f.	\$193,600	Reroof and add insulation to bring up to energy code
Total Building					\$1,211,475	

Building Number 5030

Cost Estimate						
Item	Type	Unit Number		Unit Price	Total Price	Comment
Water heater	Other	1	x	\$15,000 ea.	\$15,000	Water heater replacement
Sports lockers	Other	1	x	\$45,000	\$45,000	New lockers for dressing rooms
Enlarge lobby	Other	1	x	\$550,000	\$550,000	Enlarge lobby to better serve crowds and provide space for improved toilets and add concession area
Lift station	Other	1	x	\$75,000 Imp. sum	\$75,000	Replace lift station with duplex and electrical
Roofing and insulation	Replace Roof - flat, shingle	1	x	\$202,800	\$202,800	Remove existing rock from roof and reroof with new insulation board and modified bitumous 20 -yr warranted roof system.
sound system	Other	1	x	\$40,000 Imp. sum	\$40,000	Install new sound system (public address) and sound panels
sound panels	Other	1	x	\$10,000 Imp. sum	\$10,000	Install new sound system (public address) and sound panels
Electric telescoping bleachers (1800 seats)	Other	1	x	\$360,000	\$360,000	Replace existing bleachers
HVAC Upgrade	Replace HVAC - zoned with duct work replacement	1	x	\$338,000	\$338,000	Upgrade HVAC systems

Paving	Other	357000	x	\$1 s.f.	\$357,000	Repair and overlay roads and parking lots
Total Building					\$1,992,800	
Total Facility					\$7,365,344	

Architect's
Signature:

IMPROVEMENT NEEDS CERTIFICATION

This is to certify that the total physical facility improvement needs, including eligible physical education facilities, for the

793

VIDALIA CITY SCHOOL SYSTEM

Includes: \$11,366,313 of State Entitlement, and
\$20,921,671 of ALL Local Funding

This represents the estimated total physical facility needs for capital outlay purposes for the
5 years projected (2016 - 2020)

The VIDALIA CITY SCHOOL SYSTEM has established project priorities as indicated by the order of listing on the Tabulation of
Priorities page of this Local Facilities Plan.

The system proposes to provide local funds as indicated for the next five (5) years:

- ☒ Annual Bond Payments to extend available
- ☒ Budget annually for amount not covered by bond payments
- ☒ Bond Issues
- ☐ Other - Identify: _____

4-18-16

(Date)


(Superintendent's Signature)


Resolution to Approve Local Facilities Plan

Whereas the Vidalia City Board of Education has completed a Comprehensive Facilities Study as required by O.G.C.A. 20-2-260 (d)4, and Georgia Board of Education Rule 160-5-4-.01; and


Whereas a Comprehensive Survey Team has reviewed the Local Facilities Plan and recommended to the Georgia Board of Education that the plan be approved; therefore, be it

Resolved: the Vidalia City Board of Education approves the Local Facilities Plan and directs the Superintendent to submit the Local Facilities Plan to the Georgia Board of Education for approval.

Approved by the Vidalia City Board of Education on April 28, 2016



J. Garrett Wilcox, Ed. D.
Superintendent



Doug P. Roper, III
Board of Education Chair