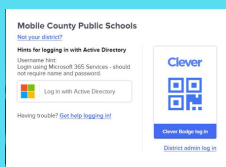
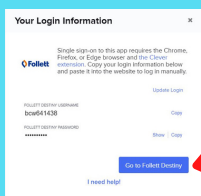


HOW TO PLACE A HOLD FOR A LIBRARY BOOK



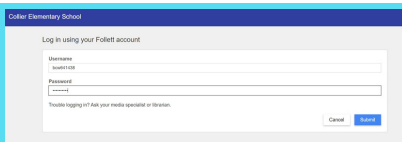
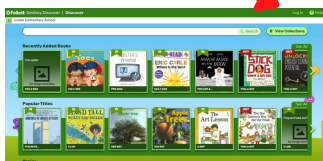
1.) Log into Clever

2.) Click on the Follett Destiny App on Clever



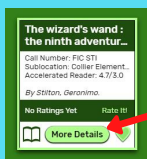
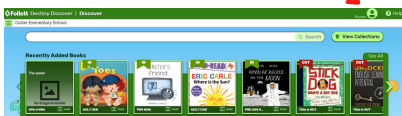
3.) Click GO TO FOLLETT DESTINY

4.) Click LOG IN on the top right



5.) Log in using your username and password

5.) Make sure you are logged in and then search for a book you want!



6.) Click on the book to check the information and click MORE DETAILS

6.) Click HOLD if you would like to check out this book.

