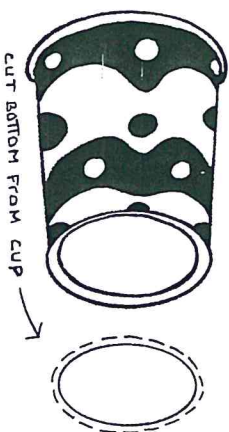
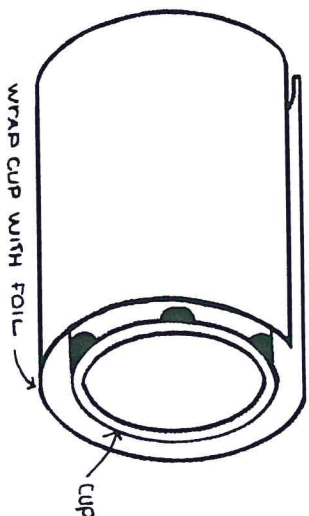


# Statue of Liberty Torch




## What You Need:

- Child safety scissors
- Paper cup
- Aluminum foil
- Cardboard paper-towel tube
- Green, red, and yellow construction paper
- Transparent tape



Hi!  
Today I visited this famous statue that welcomes people from across the Atlantic Ocean to the United States in North America! There are steps inside her so you can climb to the top — up to the gigantic crown on her forehead. I climbed 354 steps (whoa)! I was tired!

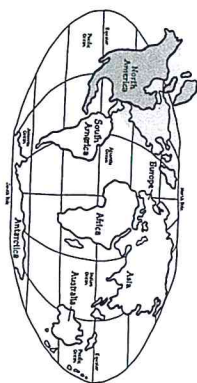


Your friend




## What You do:

1. Cut away a large circle from the bottom of the paper cup. Wrap the cup in aluminum foil.
2. Wrap the tube in green construction paper. Tape to hold. Slide the tube through the hole in the cup. Tape to hold.
3. Tear strips of yellow and red paper. Tape them around the top of the tube for flames.




Site:  
Ellis Island,  
New York City, New York,  
United States



**Make a Statue of Liberty Crown.** Cut out the center of a large paper plate. Glue eight green construction paper triangles around the rim. Now, pose like the real Statue of Liberty!

**Learn More!** Visit this website to learn more about the Statue of Liberty: [www.endex.com/gf/buildings/liberty/liberty.html](http://www.endex.com/gf/buildings/liberty/liberty.html)





# Bald Eagle



## What you need:

- White construction paper
- Child safety scissors
- Yellow and brown markers
- 2 brown paper lunch bags
- Transparent tape

Hi!  
Today I watched a bald eagle  
swoop across a river and catch  
a fish in its talons (claws).  
The bald eagle's bill is bright  
yellow. It has a white head.  
That's what makes it look bald!  
Its tail feathers are  
white, too.

your friend



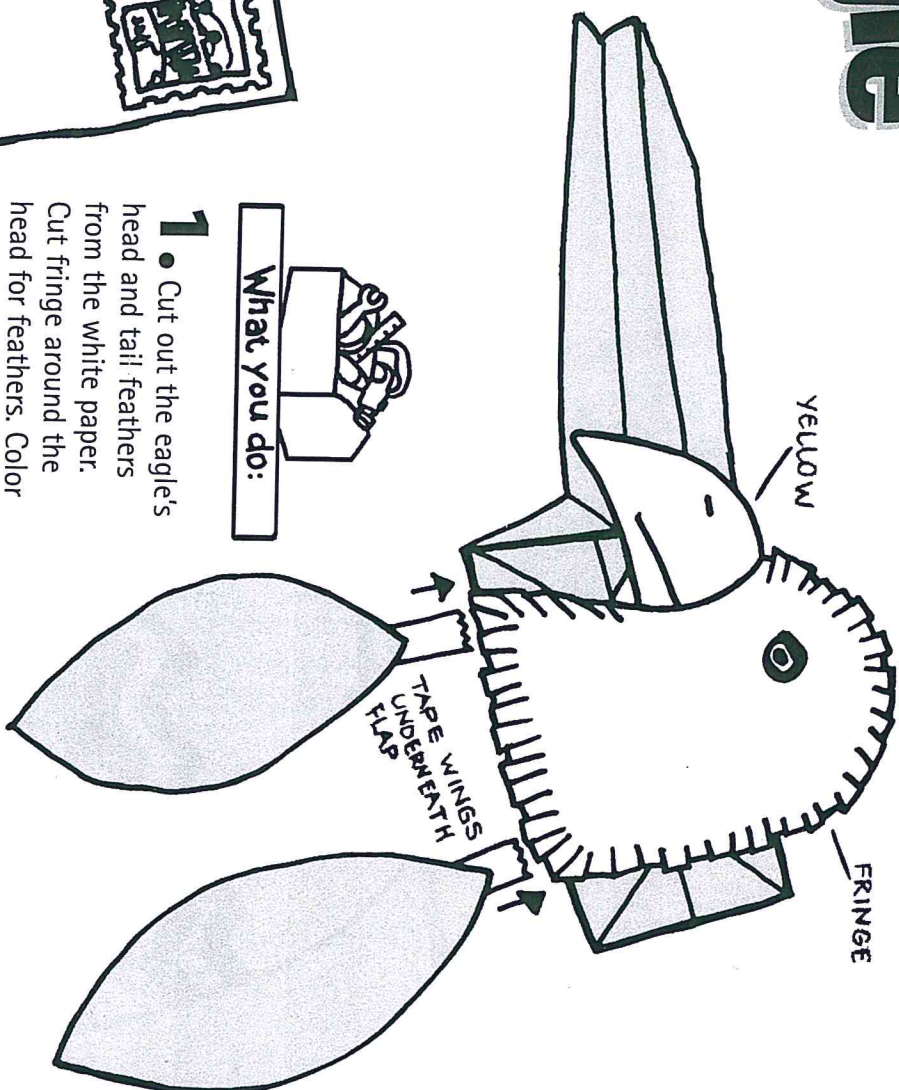
## What you do:



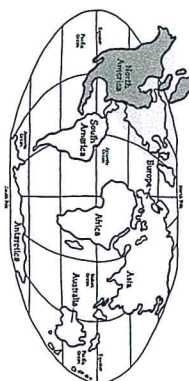
**1** • Cut out the eagle's head and tail feathers from the white paper. Cut fringe around the head for feathers. Color the eagle's beak yellow.

**2** • Tape the eagle's head onto the flap of the first bag. Cut out the eagle's wings from the second bag and tape them underneath the flap as shown.

**3** • Tape the eagle's tail feathers to the back of the bag. Use the brown marker to draw on feathers and an eye.









**Site:**

Found only in North America near coastlines, rivers, lakes, and coastal pinelands from Alaska and Canada south into

Florida and Baja California



**Pretend Play.** The bald eagle's wingspan is 7' (2 m).

Wow! With wings that big, the eagle can fly gracefully for long periods of time. Your eagle can fly, too! Put your hand inside the bag to make a puppet. Glide gracefully around the room as your eagle floats on air.

**Learn More!** To learn more about this majestic American bird, check out this website: [www.eagles.org](http://www.eagles.org)

