Bible **April 27th – May 1st**

Monday	**Bible Story Lesson 29- David is Chosen King (part 1)** **Bible Verse Psalm 23: 3**
Tuesday	**Bible Story Lesson 29- David is Chosen King (part 2)** **Bible Verse Psalm 23: 3**
Wednesday	**Bible Workbook pp. 81-82** **Psalm 23:3**
Thursday	**Teacher will read story "Contented Heart".**
Friday	

Psalm 23:3

He restores my soul; He leads me in the paths of righteous for His name's sake.

Lesson 29: David Is Chosen As King

Scripture Memory: Psalm 23:3

Vocabulary

Shepherd: someone who takes care of sheep

Target Truths

- God has a special plan for your life.
- David showed responsibility in doing his chores.
- If we take care of the things God gives us to do when we are little, God will give us special things to do when we are grown.

Bible Story

Part One: 1 Samuel 16:11-12; 17:34-37

Do you remember what a shepherd is? A shepherd is someone who takes care of sheep. The shepherd knows each lamb that is his. Even if he has a hundred different lambs, he knows each one in a special way. He knows if even one lamb is missing. A shepherd will even name each little lamb. Because a shepherd loves his sheep so much, the sheep also learn to love and obey the shepherd.

In Bible days, shepherds were often young boys. There was a young boy named David who took care of his father's sheep. David was an excellent shepherd. He listened to his father and learned how to take care of the sheep. Sometimes if they seemed to be upset or if one of them had come close to having an accident that day, David would sing to them. When David sang, the sheep would calm down and rest quietly again. David would sing most often at night under the stars when everything was quiet and peaceful. The sheep had learned the voice of their shepherd. When he was older, David was given a harp, and he learned to play this while he sang. A harp is something like a violin except that you pluck the strings quickly with your fingers instead of using a bow across the strings. The sheep loved to hear David sing and play his harp.

David often did not go home for days and days but lived on the hillside with his sheep. David was also very brave because sometimes he had to protect his sheep from attacks by wild animals. Most of the time, David used his slingshot to scare away wild animals and keep them from his sheep. But many times large wild animals would come to the hillside that were too big for a slingshot to scare away. One time a lion tried to attack one of the lambs. When David heard the lamb cry out, he ran quickly to see what was happening. As soon as he saw the lion, he killed it. David did not worry about being brave—he just did what had to be done. But we know how brave David really was because he killed a lion.

Another time, when David was watching his sheep, a bear came near. David knew that bears were even meaner than lions and wolves. This bear was very strong. He stood on his hind legs and attacked David. Somehow, David killed the bear. David would not let anything hurt his sheep.

When something bad happened to one of the sheep, David would take care of the animal or care for an injury that one of the sheep had suffered. Then he would sit down with his harp and sing to quiet the sheep once again. Later when David was grown, he wrote many of the psalms in the

Bible. This is one of the psalms David wrote. Maybe he thought of part of it while he was singing to his sheep. (Read Psalm 23.)

God was teaching David to have great courage. How did He teach David to have courage? What other things did David learn to do while he cared for the sheep? (Use a slingshot, sing and play a harp) God would soon use all of these abilities that David had learned while he cared for his sheep on the hillsides. All the things you are learning now will be used by God when you are older also. Do not ever think that what you are learning to do is not important.

Next week we will learn of a time when David was braver than all the armies of Israel. God was preparing David for a very important job, as you will see.

Discussion:

Go through Psalm 23 line by line and compare Jesus, the Good Shepherd, with the role of a shepherd with his sheep. Give your children ample opportunity to share the comparisons they see, helping them only as necessary to see the analogy.

Part Two: 1 Samuel 16:1-13

Do you remember who Samuel was? When Samuel grew up, he stayed close to God and served Him well. Samuel loved God very much. During Samuel's life, God gave the people their first king. This king's name was Saul. At first Saul loved and served God, but soon he went his own way and no longer listened to God. Then God told Samuel that a new king would be chosen.

There was a man named Jesse who lived in a town called Bethlehem. Jesse had eight sons. The name of Jesse's youngest son was David. David was a shepherd boy. He had rosy cheeks and bright eyes. He was very handsome. He spent most of his time in the hills with his father's sheep. He loved to watch over the sheep and take care of them for his father.

God sent Samuel to Jesse's home to find the new king. David was still a young boy. When Samuel came, David was out in the fields. Samuel told Jesse that one of his sons would be the next king. Jesse brought out all of his sons that were home, and Samuel talked to each of them. But soon he knew that God had not chosen any of these sons. Then he asked Jesse, "Do you have another son?"

Jesse was surprised because David was so young. "Yes," said Jesse, "but he is out in the field caring for my sheep." Jesse sent for David. When he came, Samuel knew at once that this was the one that God had chosen to be king. He would not become the king until he grew older, but surely that day would come.

God has a wonderful plan for your life. He already knows the wonderful things He wants you to do. This is one of God's great gifts for you. Plan now to grow up like David did. David loved God and obeyed God when he was young. He continued to love and obey God as he grew up. God planned a wonderful life for him. God has planned a wonderful life for you too if you continue to love and obey Him. This will be God's gift to you.

For now, David went back to the hills and continued to care for the sheep. So you need to do your schoolwork and listen to your parents and teachers also. But soon, very soon, you will learn the great plan God has for you.

Discussion Questions:

(1) (2) (3) (4)
Who was Jesse? How many sons did Jesse have? What is a shepherd? What does a shepherd do?
(5) (6)
What had God chosen David to do when he grew up? What did David do after Samuel left?

Lesson Twenty-Nine
• David Is Chosen As King

In your own words . . .

What is Samuel telling Jesse?

What is Samuel telling David?

What was God's plan for David . . .

When he was young? _____

When he became a man? _____

What is God's plan for you now?

Use these words to label the pictures.

play	listen	read	work

I can show responsibility by _____

_____.

Spelling Lessons April 27th –May 1st

Monday	***Spelling Lesson 21** *** Introduce "-ing in pointing"** *** Spelling p.113 – Circle special sounds and mark vowels in Blue Box.**
Tuesday	***Spelling Lesson 21** *** Introduce "-ing in pointing"** *** Spelling pp.113-114 – Write Spelling Words (Do not write in Cursive)**
Wednesday	*** Spelling Puzzle 21 – Locate Spelling Words and Color the words in the puzzle.**
Thursday	*** Practice Spelling Words : *Say – Spell – Say* (ex. say wanting; w-a-n-t-i-n-g; wanting). Students can exercise while they do this (ex. touch their toes, jump in place etc....).**
Friday	

ACOS: 39

Spelling List 21

-ing in pointing

wanting	walking	thinking	thanking
wanting	*walking*	*thinking*	*thanking*
parking	snowing	jumping	washing
parking	*snowing*	*jumping*	*washing*
playing	looking	praying	calling
playing	*looking*	*praying*	*calling*
singing	**because**	**mother**	
singing	*because*	*mother*	

■ Advanced / Sight Words

Copy the list and return it to the teacher tomorrow.

wanting
wanting
walking
walking
thinking
thinking
thanking
thanking
parking
parking
snowing
snowing

Over

Copyright © mmxv Pensacola Christian College • Not to be reproduced.

jumping
jumping

washing
washing

playing
playing

looking
looking

praying
praying

calling
calling

singing
singing

because
because

mother
mother

Name: Date:

Teacher:

Word Search Challenge 21

What do you call a rooster with a bad sunburn? A fried chicken.

Find the hidden words.

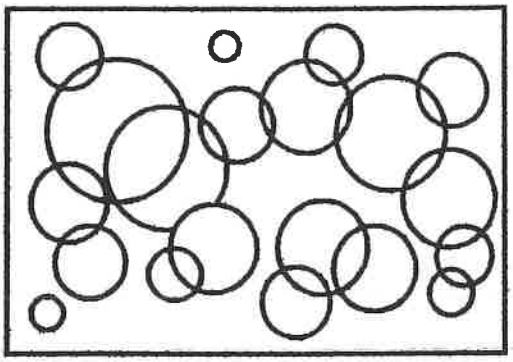

k	b	e	c	a	u	s	e	s	r	x	t	m	h
l	o	o	k	i	n	g	u	g	w	e	h	o	c
q	x	s	n	o	w	i	n	g	a	p	i	t	c
s	i	n	g	i	n	g	o	x	s	a	n	h	j
c	a	l	l	i	n	g	j	u	h	r	k	e	u
n	e	w	a	l	k	i	n	g	i	k	i	r	m
i	w	a	n	t	i	n	g	l	n	i	n	w	p
p	r	a	y	i	n	g	g	y	g	n	g	a	i
c	c	e	y	s	a	y	s	s	v	g	p	n	n
l	q	g	s	p	l	a	y	i	n	g	u	b	g
t	u	a	m	x	c	z	d	t	f	v	b	s	k
e	t	h	a	n	k	i	n	g	o	n	v	m	y

wanting	parking	playing	singing
walking	snowing	looking	because
thinking	jumping	praying	Mother
thanking	washing	calling	says

Phonics Lessons April 27th – May 1st

Monday	*A prefix is a letter or group of letters added to the beginning of a root word to make a new word. Ex. a + sleep = asleep *Review Compound Words * Letters and Sounds p.109 (Graded)
Tuesday	*Introduce the prefixes "al- in also" and "be in because" *Reading Handbook p.139 *Letters and Sounds p.110
Wednesday	* Review "al in also" and "be in because" * Reading Handbook p.139 * Review Homonyms *Letters and Sounds p.111
Thursday	*Review "al in also and "be in because" *Reading Handbook p.139 * Letters and Sounds p.112
Friday	

ACOS 1.39

A prefix is a letter or group of letters added to the *beginning* of a root word to make a new word.

a + sleep = @sleep

1. Underline the root word. Circle the prefix.

a- in asleep

@lone	awake	around	along
away	alike	abide	arose
ablaze	apart	asleep	adrift

2. Match to make compound words.

mail	name	milk	cake
tooth	ball	sun	set
rain	box	home	work
meat	brush	cup	man
nick	coat	foot	ball

3. Write the picture word.

Copyright © mmxv Pensacola Christian College • Not to be reproduced.

1. Underline the root word. Circle the prefix.

al- in also	
always	also
already	almost

be- in because	
below	beside
belong	become

2. Add the prefix to the root word. Write the new word.

al + most = _____ be + ware = _____

3. Finish each sentence.

belong	Behold	almost
belong	*Behold*	*almost*

He can _____ reach the top shelf.

Your last name tells what family you _____ to.



_____, I stand at the door and knock.

1. Circle the special sounds. Mark the vowels.

(each)	(ache)	chord	honey	sauce
graph	head	claws	phrase	turkey

2. Divide between consonants that are not alike.

sim|ple	bundle	marble	turtle
handle	dimple	twinkle	scramble

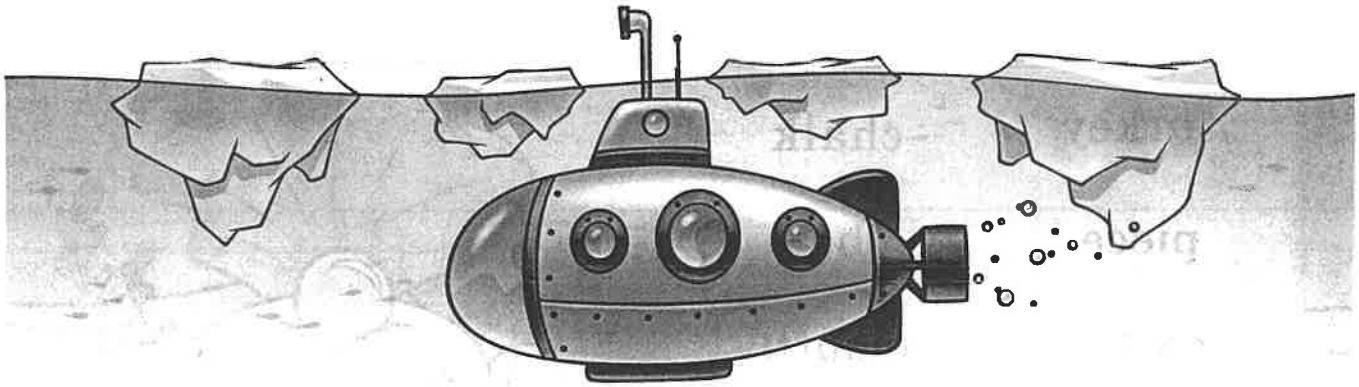

Word Challenge

Homonyms are words that sound alike but have different meanings.

sun

son

Can you match the words that sound alike?

two	dye	road	tail
pail	here	tale	pane
die	to	pain	cent
hear	pale	sent	rode

Copyright © mmxv Pensacola Christian College • Not to be reproduced.

1. Write a word using each special sound.



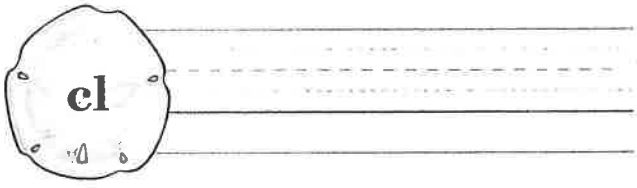





2. Circle all the special sounds.

thread	darting
turkey	chalk
piece	obey
feather	mouth

3. Double the final consonant. Add the suffix.

jog	jogged	hug	hugged
can		hop	
trip		clap	

Reading Lessons April 27th – May 1st

Monday	***Review Vocabulary Words – See Below** *** Student should be able to read and use vocabulary in sentences.** *** Student should know the definition for laughter, meadow, perhaps.** *** Read See the Ball Fly! p.46-47** **_ a. What was the problem and how was it solved?**
Tuesday	*** Review Vocabulary Words** ***Read The Kite from Days with Frog and Toad pp.48-62** *** Be prepared to take an AR Test Thursday (Graded)**
Wednesday	*** Reread The Kite pp.48-62 – Be prepared to take an AR Test Thursday (Graded)**
Thursday	*** Reread The Kite pp.48-62 – Take AR Test (Graded)** *** Quiz #905630** *** Counts toward AR points** *** Be sure to use the link *"AR at Home"* on my teacher page at NMCS Website. If the students do not know their user-names or passwords message me on Remind. Please let know if you have problems getting to the AR Website. You Must use the link on my Teacher Page to access the website.**

ACOS: 4, 6, 9

1. Vocabulary: shout, ball, laughter, head, perhaps, should, meadow, never

2. Laughter – laughing and showing happiness
Ex. There was lots of laughter at the birthday party.
3. Meadow – an open field of grassy land
Ex. Have you ever played ball in a meadow?
4. Perhaps – maybe or possibly
Ex. The sky is cloudy, so perhaps it will rain.

Math Lesson Plans April 27th – May 1st

Monday	***New Concept " >(greater than)"and "<(less than)".** *** Math pp.259-260**
Tuesday	*** Math p.262** *** Twelve Addition Family (New Concept)** *** Review > and <** ***Review Math Clue Words for Story Problems** **a. How many more? means to subtract** **b. How many? means to add**
Wednesday	*** Math Test 23** *** Video will be posted or I will do live Facebook to give test.**
Thursday	*** Math p.265 (Graded) DO NOT COLOR PICTURE** *** Review Even and Odd Numbers** **a. Even Numbers end with 2,4,6,8,0** **b. Odd Numbers end with 1,3,5,7,9**
Friday	

ACOS: 11

Videos will be posted for Math Lessons.

1. Mark the ○ under the correct answer.



A.M. ○ P.M. ○



A.M. ○ P.M. ○

A.M. ○ P.M. ○

2. With your red crayon, color in the thermometer to the correct temperatures.

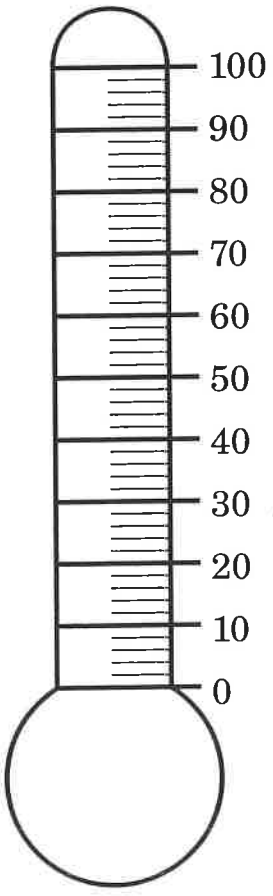

20°

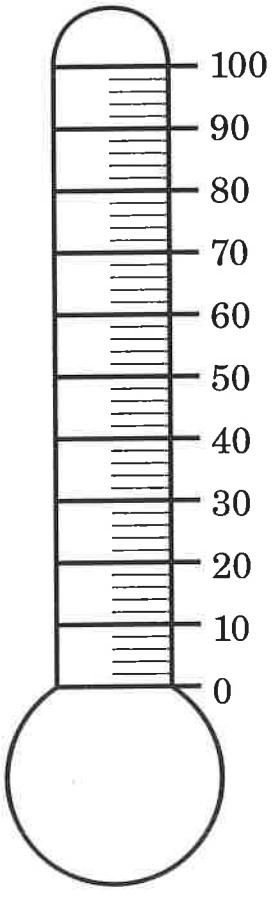

78°

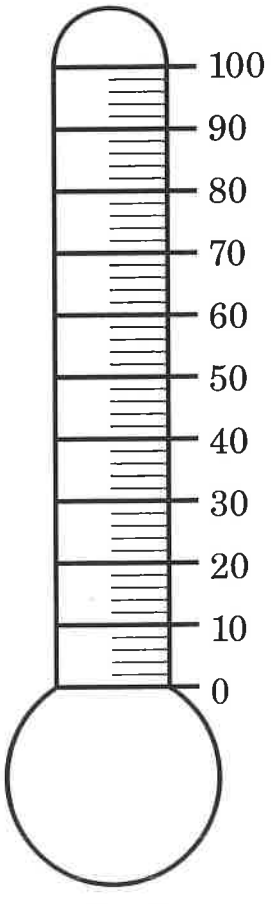

54°

Copyright © mmxv Pensacola Christian College • Not to be reproduced.

Four is **greater than** two.



Two is **less than** four.



1. Circle the number that is greater. Write the correct sign.

(42) > 35 100 ☐ (200) 28 ☐ 73

79 ☐ 100 126 ☐ 116 213 ☐ 231

2. In each row, mark the ○ under the number your teacher says. If the number is not here, mark under NH.

A.	172 ○	127 ○	1,072 ○	NH ○
B.	45 ○	504 ○	54 ○	NH ○
C.	1,038 ○	183 ○	38 ○	NH ○

3. Circle one third in each row.

$3 + 3 + 3 = 9$

$\frac{1}{3}$ of $9 = 3$



$4 + 4 + 4 = 12$



$\frac{1}{3}$ of $12 = 4$

1. Draw checks ✓ to show the combinations. Write the sums.

0 + 12 = ☐	2 + 10 = ☐	5 + 7 = ☐
3 + 9 = ☐	4 + 8 = ☐	6 + 6 = ☐
11 + 1 = ☐	9 + 3 = ☐	8 + 4 = ☐

2. Write the sums. Add the ones' column first. Then add the tens' column.

63 + 21 + 14 = ☐	51 + 24 + 10 = ☐	25 + 33 + 11 = ☐

3. Write > or <.

45 ☐ 63	144 ☐ 125	155 ☐ 172
219 ☐ 291	110 ☐ 109	38 ☐ 33

4. Mark the ○ under the number that is two more than 146.

144	142	146	148
○	○	○	○

1. Write seven more even numbers by counting by twos.

32	34							

2. Write seven more odd numbers by counting by twos.

31	33							

3. Write the differences. Color the picture.

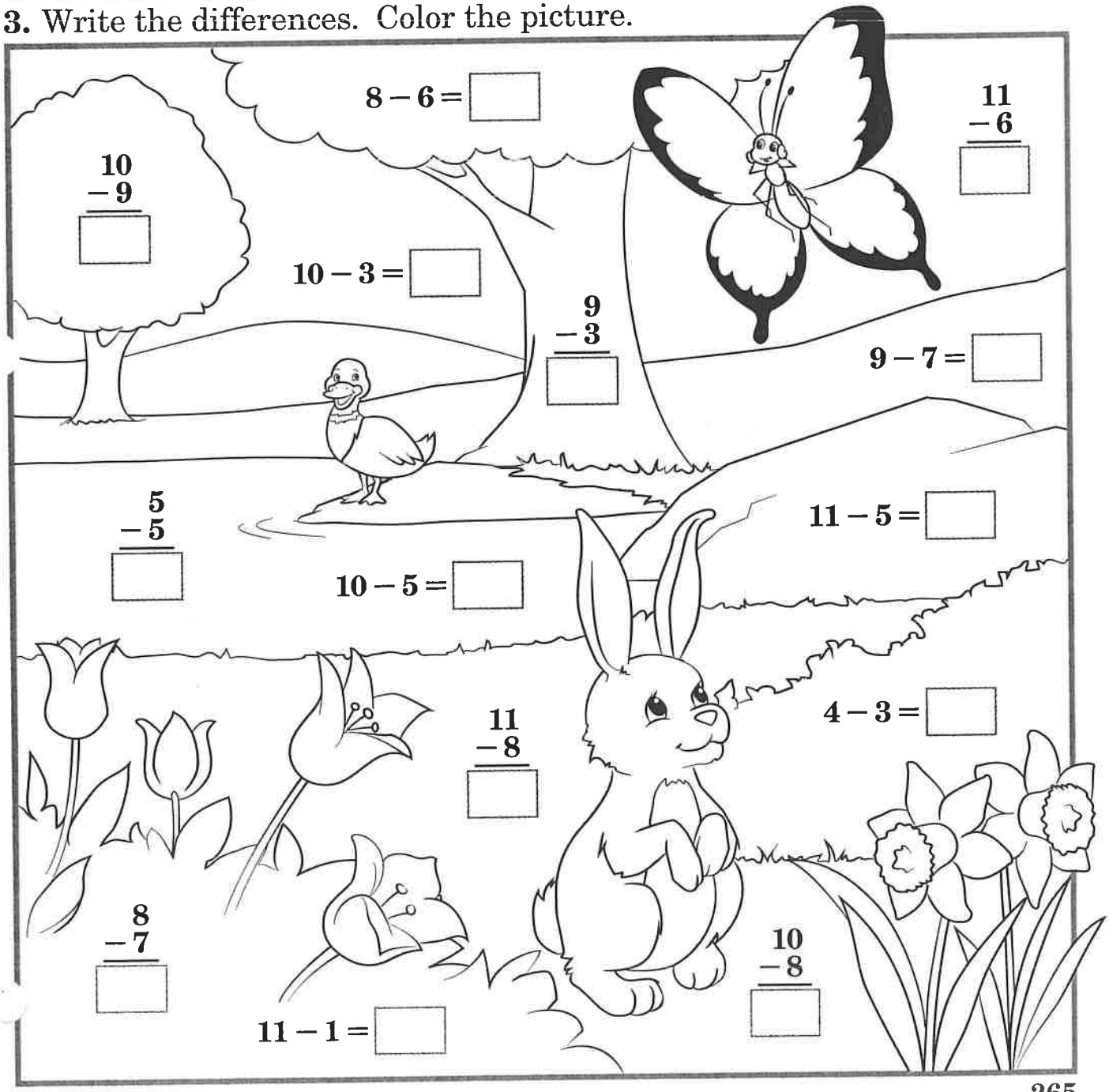

Copyright © mmxv Pensacola Christian College • Not to be reproduced.

Language Lessons April 27th – May 1st

Monday	* **Adjectives- a word that tells about a noun. It usually comes before the noun. Color Words are adjectives.** **ex.** ***blue*** sky * **Grammar pp. 111-112**
Tuesday	* **Adjectives –Number Words are adjectives.** * **Grammar pp. 116-117**
Wednesday	*Adjectives that compare *Add –er to an adjective to compare two people, places, or things **ex.** Jon is faster than Mike. * Add –est to an adjective to compare three or more people, places, or things **ex.** Ed is the fastest boy on the team. * Grammar p.110 (Graded) *Watch Video on Adjectives that Compare
Thursday	*Color Words are adjectives *Grammar p.115 (Graded)
Friday	

ACOS: L.1.5d

Name _____ Color Words

An adjective tells about a noun. Some adjectives tell the color of something.

Examples: **blue** sky

Find the color word in each sentence. Write it on the line.

1. Look at the yellow roses. _____
2. Flick the black switch. _____
3. Wait until the green light comes on. _____
4. The clown has a red nose. _____
5. Do you like my pink coat? _____

© Macmillan/McGraw-Hill

At Home: Play "I spy," using color words. One person says "I spy something red." The other guesses what's red.

Name _____

Color Words

Some adjectives tell what color something is.

Write a color word from the box to complete the sentences.

white	gray	blue	red	yellow



1. What can your new _____ robot do?
2. It made me this _____ scarf.
3. It can drive our big _____ machine.
4. It can fix my old _____ cart.
5. My barn was _____.
6. Now look at my _____ barn.

© Macmillan/McGraw-Hill

At Home: Find a colorful picture in a storybook. Write two sentences about the picture, using color words.

Name _____ Number Words

Some adjectives are words for numbers.

one	two	three	four	five
1	2	3	4	5
six	seven	eight	nine	ten
6	7	8	9	10

Circle the number word in each sentence. Draw a line to the picture it tells about.

1. The baby's bike has three wheels.
2. Pam's new bike has two wheels.
3. She rides a bike with one wheel.
4. There are four wheels on that bike.
5. See six wheels go round and round.



© Macmillan/McGraw-Hill

At Home: Say a number rhyme, like "One two, buckle my shoe." Write the number words you hear in the rhyme.

Name _____

Some adjectives are words for numbers.

Example: There are **seven** children on the track.

Complete the sentence. Write the number word that stands for the number in ( ).



1. The track is _____ mile long. (1)

2. There are _____ kids on my team. (8)

3. I couldn't run fast when I was _____. (4)

4. Now I am _____ and run very fast. (7)

5. I beat _____ runners in a race. (5)

6. My team has won _____ races. (10)

© Macmillan/McGraw-Hill

At Home: Write two of the sentences on this page again. Use a different number word in each sentence.

Name _____

Daily Grade

Circle the adjective that compares in each sentence.
Write 2 if the adjective compares two.
Write 3 if the adjective compares three or more.

1. Lee has the newest bike of all. _____

2. The lighter bike belongs to Pam. _____

3. This bus is bigger than that bus. _____

4. The oldest boat broke down. _____

5. The smallest plane landed first. _____

6. Which of those trains is longer? _____

7. The fastest sled dog leads the pack. _____

8. My dog is slower than a mule. _____

© Macmillan/McGraw-Hill

At Home: Review this page together.

Name _____

Grammar
Daily Grade

Circle the color word in ( ) to complete the sentence.

1. Mr. Whiz put on a (white, hat, long) coat.
2. He got into his (see, like, blue) machine.
3. The (square, hard, green) screen lit up.
4. One of the (pink, low, two) lights blinked.
5. He pulled the (little, yellow, go) switch.
6. (Dry, Gray, What) smoke filled the air.
7. There was a (red, loud, box) flash.
8. He was flying in (out, black, low) space.



© Macmillan/McGraw-Hill

Science Lesson Plans April 27th – May1st

Monday	**What is Light Energy?** **Watch the link about "What is light?"** https://www.youtube.com/watch?v=LCEqlvHFIhM **They will be posted on my Teacher Page and Facebook.**
Tuesday	**What is Light Energy?** **Worksheet p.1 Natural or Manmade?** **Worksheet p.2 Lights Out**
Wednesday	**Light and Shadows for Kids** **Watch the link about "Light and Shadows for Kids"** https://youtu.be/YuUJCNzfoBw **They will be posted on my Teacher Page and Facebook.**
Thursday	**Light and Shadows for Kids** **Worksheet p.3 Light and Shadows** **Worksheet p.4 Light May Pass Through Objects**
Friday	

ACOS:1, 3, 4

Science Worksheets will be for a daily grade.

My Lights & Sounds Journal



Name: _____



Natural or Manmade?

There are natural and manmade types of light. Natural light is made by God/nature. Manmade light is made by man.

Lights Out!

Lights are there for us to see things in the dark. Here are some types of lights: neon, laser, and electric light.

Light and Shadows

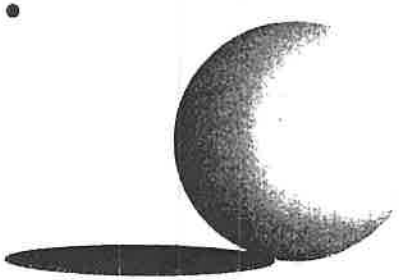

A shadow occurs when an object blocks the path of light. Shadows can change by where the path of light is shining.

Light May Pass Through Objects

Transparent

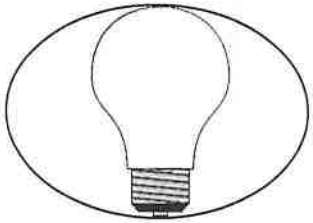

Translucent

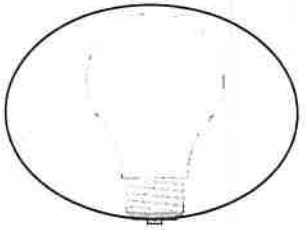

Opaque



Reflective

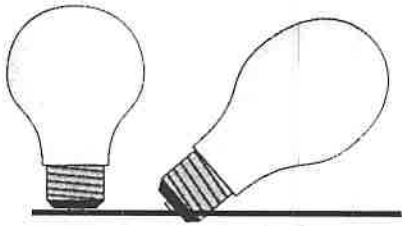

Test Packet

Instructions for giving Math Test 23

1. Write the answers to the combinations that your teacher says.

*** Call out each combination 2 times. Student will write answers in boxes.

A. 6+5 B.9-3 C.11-8 D.7+4 E.3+7 F.10-6

2. Read the story problems. Student will circle the number words. Student will work the problems.

Sections 3-7: Read directions and give the student time to finish that section before going to the next section.

8. Mark the O under the number your teacher says.

A. 63

B. 151

C. 102

Arithmetic Test 23 Written Grade Oral Grade

1. Write the answers to the combinations your teacher says.

A. ☐ B. ☐ C. ☐ D. ☐ E. ☐ F. ☐

2. Sam caught eleven triggerfish.
His dad caught six red snapper.
How many more fish did
Sam catch? ☐

Why? ☐ ☐ ☐ ☐ ☐



Dorothy Dolphin is five feet long and Donnie Dolphin is six feet long.
How many feet long are they altogether? ☐

Why? ☐ ☐ ☐ ☐ ☐

3. Write the differences.

85 − 32 = ☐	59 − 14 = ☐	73 − 40 = ☐	96 − 73 = ☐	88 − 26 = ☐

4. Count by fives.

70 ☐ ☐ ☐ 125 ☐

5. Mark the ○ under the number that is ten more than 23.

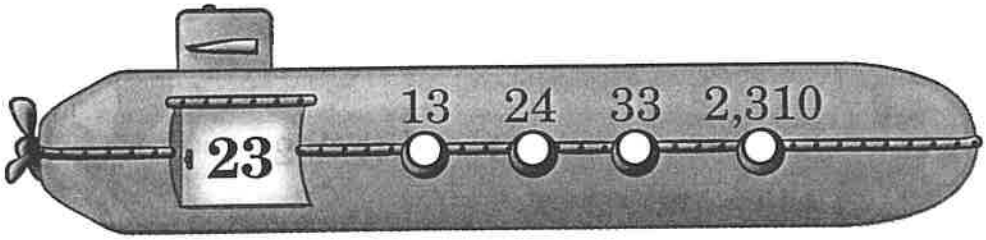

Copyright © mmxv Pensacola Christian College • Not to be reproduced.

6. Write the sums and differences.

9	7	11	9	5	8	10
+ 2	+ 3	− 5	− 3	+ 4	+ 3	− 4
☐	☐	☐	☐	☐	☐	☐

5 + 3 = ☐ 9 − 4 = ☐ 5 + 6 = ☐ 4 + 6 = ☐

7 + 4 = ☐ 11 − 7 = ☐ 10 − 3 = ☐ 11 − 5 = ☐

7. What is the temperature?

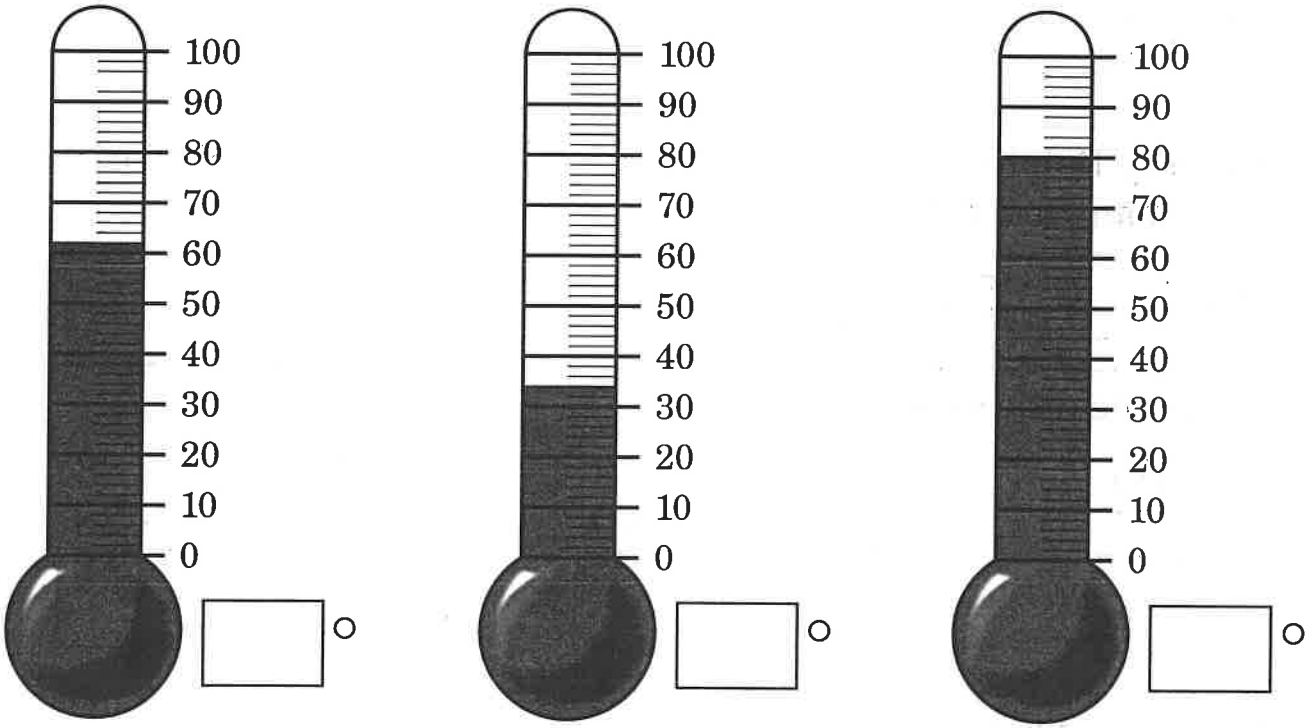

☐ ° ☐ ° ☐ °

8. Mark the ○ under the numbers your teacher says.

A.	36 ○	63 ○	306 ○	603 ○
B.	15 ○	115 ○	151 ○	1,015 ○
C.	12 ○	102 ○	120 ○	1,002 ○