

# **Kindergarten**

***Bentonia Gibbs Elementary***

## **Instructional Packet**

**for**

**March 23-April 3**

***Packets Due by April 6<sup>th</sup>***

**\*Turn packets in at any of the Pick Up Sites**

Name: \_\_\_\_\_ Homeroom: \_\_\_\_\_

# Bentonia Gibbs Elementary School



Kindergarten Math Packet  
Packet #1

# **Bentonia Gibbs Elementary Kindergarten Math Packet**

**This packet will serve as your child's math work for the next two weeks. Take your time and enjoy the packet. Please go through the skills with your child as we feel this could be a great time to learn together. This packet contains several pages for you and your child to work through. Please note there are FOUR daily grades inside the packet that are clearly labeled. We ask you allow your child to do these pages independently. We will be in contact with you to let you know how and when to turn the packet back in.**

**If you have any questions or concerns, you may contact your teacher at:**

**Sherrie White: [sherrie.white@yazoo.k12.ms.us](mailto:sherrie.white@yazoo.k12.ms.us)  
Bonnie Corley: [bonnie.corley@yazoo.k12.ms.us](mailto:bonnie.corley@yazoo.k12.ms.us)  
Betty Barrier: [betty.barrier@yazoo.k12.ms.us](mailto:betty.barrier@yazoo.k12.ms.us)**

**Stay Safe – The Kindergarten Teachers**

## Kindergarten Online Resources

Abcya

I-Ready

Abcmouse

funbrain.com

Starfall

pbskids.org

Kidsblog

<http://seussville.com>

Epic

Brainpop Jr.

Education.com

Splashlearn

Grammar Jammers

Sentence Reading Magic

Name: \_\_\_\_\_



Count and write how many.

Counting snails. The first row contains 8 snails. The second row contains 6 snails and an empty circle for the answer.

Counting caterpillars. The first row contains 5 caterpillars. The second row contains 4 caterpillars and an empty circle for the answer.

Counting bees. The first row contains 8 bees. The second row contains 7 bees and an empty circle for the answer.

Counting ladybugs. The first row contains 7 ladybugs. The second row contains 5 ladybugs and an empty circle for the answer.

Name: \_\_\_\_\_



Count and write how many.

Row 1: 9 rabbits and 1 empty circle.

Row 2: 12 flowers and 1 empty circle.

Row 3: 18 bees and 1 empty circle.

Row 4: 12 children with kites and 1 empty circle.


Row 5: 12 caterpillars and 1 empty circle.

Row 6: 12 ladybugs and 1 empty circle.

Row 7: 10 kites and 1 empty circle.

Row 8: 12 suns and 1 empty circle.

Daily Grade  
parents please let your child do this independently.



Write the missing numbers.

1		3	4	5
6	7	8		10
11	12	13	14	
16	17		19	20




Write the missing numbers.

1	2	3		5
6		8	9	10
	12	13	14	15
16	17	18		20


Name:

Lavinia Pop © 2014



Write the missing numbers.

1		3		5
	7	8	9	
11	12		14	
	17	18		20



Write the missing numbers.

	2	3	4	
6	7			10
11		13		15
16	17		19	



Name: \_\_\_\_\_

Lavinia Pop © 2014




Write the missing numbers.

1		3		5
	7	8	9	
11	12		14	
	17	18		20
21		23	24	
26	27			30
	32	33	34	
36		38		40
41	42		44	45
46		48		50

Name: \_\_\_\_\_

Lavinia Pop © 2014




Write the missing numbers.

<b>2</b>	<b>4</b>	<b>6</b>		<b>10</b>
<b>12</b>		<b>16</b>	<b>18</b>	<b>20</b>



Write the missing numbers.

<b>5</b>	<b>10</b>		<b>20</b>	
<b>30</b>		<b>40</b>	<b>45</b>	<b>50</b>



Write the missing numbers.


<b>10</b>		<b>30</b>	<b>40</b>	<b>50</b>
	<b>70</b>	<b>80</b>		<b>100</b>

























Name: \_\_\_\_\_


Lavinia Pop © 2014











Cut and paste the missing numbers.








Name: \_\_\_\_\_



Lavinia Pop © 2014



\_\_\_\_\_







Cut and paste the missing numbers.



	<input type="text"/>	
---	----------------------	---



		<input type="text"/>
--	---	----------------------



		<input type="text"/>
---	---	----------------------


<input type="text"/>		
----------------------	---	---









<input type="text"/>		
----------------------	---	---

	<input type="text"/>	
--	----------------------	---

	<input type="text"/>	
---	----------------------	---

		<input type="text"/>
--	---	----------------------






















































































Name: \_\_\_\_\_

Lavinia Pop © 2014

\_\_\_\_\_



Cut and paste the numbers next to the correct frame.



19

16

12

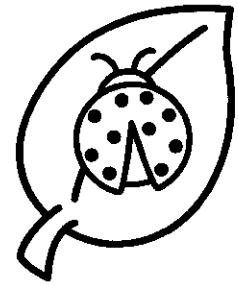
14

11




















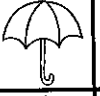










































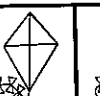

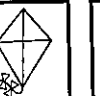






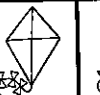

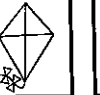

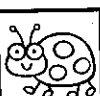








18

Name: \_\_\_\_\_

Lavinia Pop © 2014



Cut and paste the numbers next to the correct frame.




20 14 15 10 13 17



Name: \_\_\_\_\_

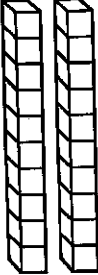

Lavinia Pop © 2014

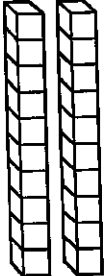
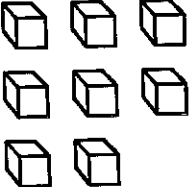



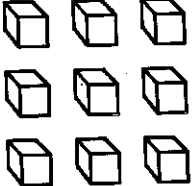
How many tens and ones?


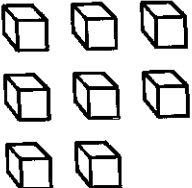


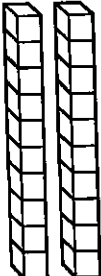

	
<b>tens</b>	<b>ones</b>

	
<b>tens</b>	<b>ones</b>


	
<b>tens</b>	<b>ones</b>

	
<b>tens</b>	<b>ones</b>

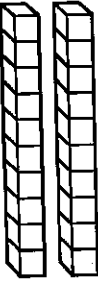
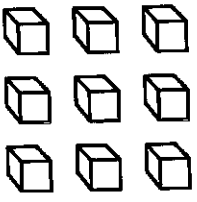
	
<b>tens</b>	<b>ones</b>


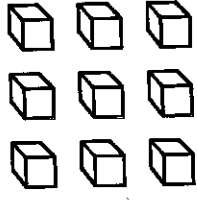
	
<b>tens</b>	<b>ones</b>



Name: \_\_\_\_\_


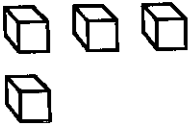


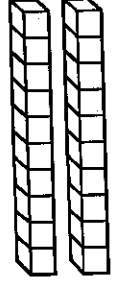
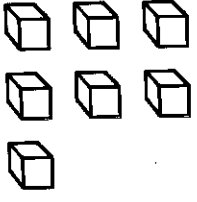
How many tens and ones?



	
<b>tens</b>	<b>ones</b>

	
<b>tens</b>	<b>ones</b>

	
<b>tens</b>	<b>ones</b>

	
<b>tens</b>	<b>ones</b>


	
<b>tens</b>	<b>ones</b>

	
<b>tens</b>	<b>ones</b>









Name: \_\_\_\_\_




Lavinia Pop © 2014

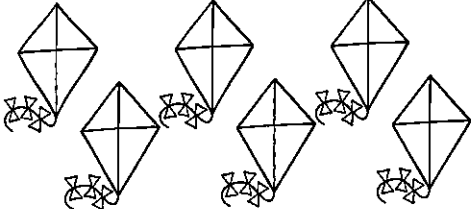

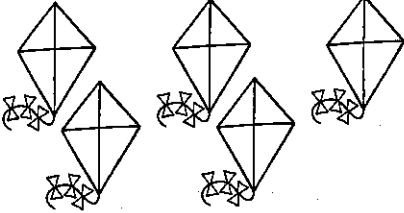





Count the pictures and write the correct sign  $>$   $<$   $=$  in each circle.




		
---	---	--

		
---	---	--

		
--	--	---


		
---	---	---

		
---	---	--

		
---	---	---

Name: \_\_\_\_\_

Lavinia Pop © 2014



Write the correct sign  $>$   $<$   $=$  in each circle.

**3** ○ **10**

**10** ○ **5**

**12** ○ **12**

**10** ○ **14**

**22** ○ **13**

**9** ○ **21**

**4** ○ **17**

**18** ○ **3**

**23** ○ **7**

**25** ○ **15**

**30** ○ **9**

**17** ○ **17**

Name:

Lavinia Pop © 2014



Write the correct sign  $>$   $<$   $=$  in each circle.

$89 \bigcirc 98$

$25 \bigcirc 75$

$85 \bigcirc 42$

$15 \bigcirc 45$

$45 \bigcirc 12$

$70 \bigcirc 69$

$87 \bigcirc 99$

$12 \bigcirc 18$


$28 \bigcirc 28$

$38 \bigcirc 76$


$99 \bigcirc 1$

$21 \bigcirc 12$


Daily Grade  
parents please let your child do this independently.




Subtract the following.




$$5 - 2 = \boxed{3}$$




$$5 - 1 = \square$$




$$5 - 4 = \square$$



$$6 - 4 = \square$$




$$6 - 2 = \square$$




$$6 - 1 = \square$$

Name: \_\_\_\_\_


Lavinia Pop © 2014




Subtract the following.




$7 - 2 = \boxed{5}$




$7 - 3 = \boxed{\phantom{00}}$




$7 - 1 = \boxed{\phantom{00}}$



$8 - 6 = \boxed{\phantom{00}}$



$8 - 2 = \boxed{\phantom{00}}$

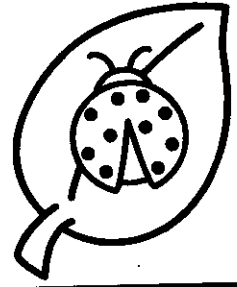


$8 - 4 = \boxed{\phantom{00}}$


Name: \_\_\_\_\_


Lavinia Pop © 2014


\_\_\_\_\_

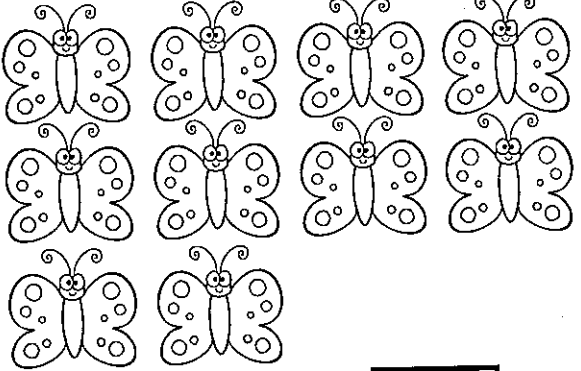



Subtract the following.


  
**9-7=**

  
**9-3=**

  
**9-9=**

  
**10-5=**

  
**10-6=**

  
**10-8=**

Name: \_\_\_\_\_

Lavinia Pop © 2014

Empty rectangular box for writing the name.



Cut and paste the pictures in the empty spots to complete each pattern.


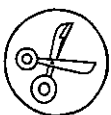
Pattern 1: Snail, Bee, Snail, Bee, Snail, [Empty Box]

Pattern 2: Caterpillar, Ladybug, Caterpillar, Ladybug, Caterpillar, [Empty Box]

Pattern 3: Grasshopper, Ant, Grasshopper, Ant, Grasshopper, [Empty Box]

Pattern 4: Ladybug, Snail, Ladybug, Snail, Ladybug, [Empty Box]

Pattern 5: Bee, Caterpillar, Bee, Caterpillar, Bee, [Empty Box]









Name: \_\_\_\_\_

Lavinia Pop © 2014

\_\_\_\_\_




Cut and paste the pictures in the empty spots to complete each pattern.











Daily Grade  
parents please let your child do this independently.



Cut and paste the labels under the correct shape.



hexagon

rectangle


oval

circle


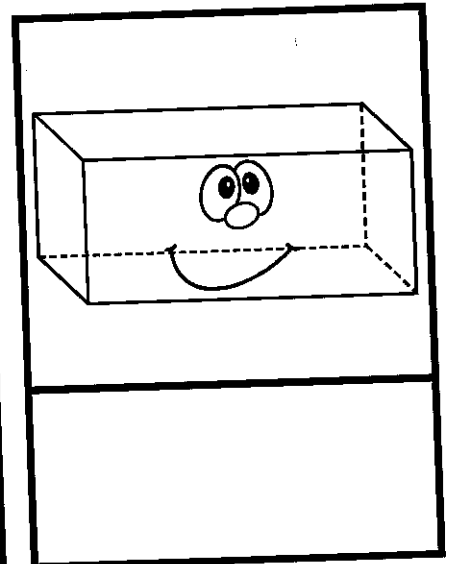
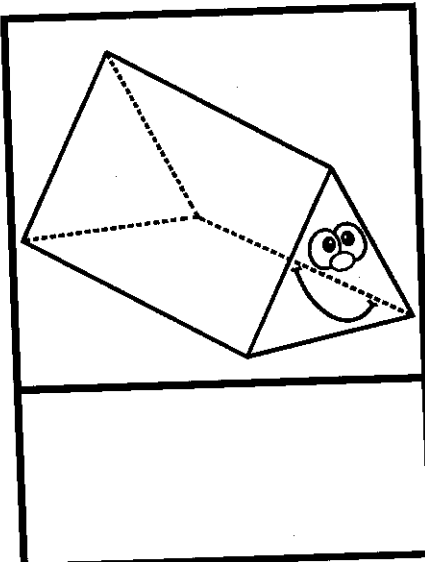

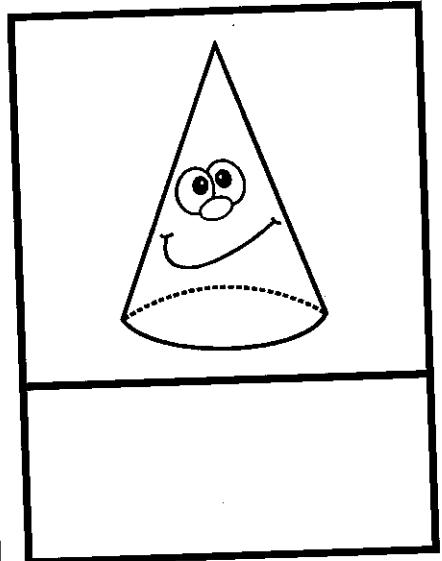

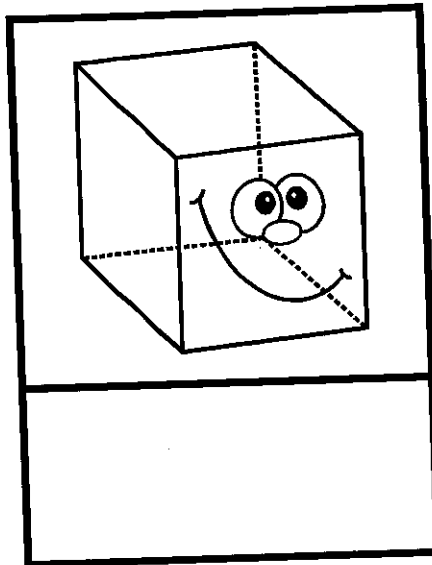
square

triangle

Daily Grade  
parents please let your child do this independently.



Cut and paste the labels under the correct shape.



**sphere**

**cylinder**

**triangular  
prism**

**cube**

**cone**

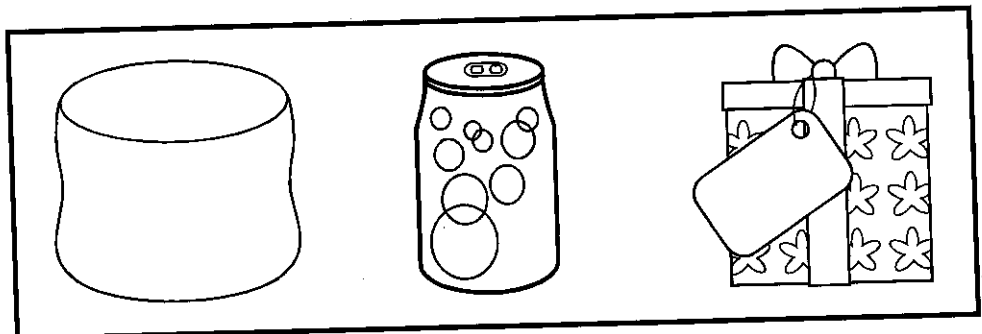



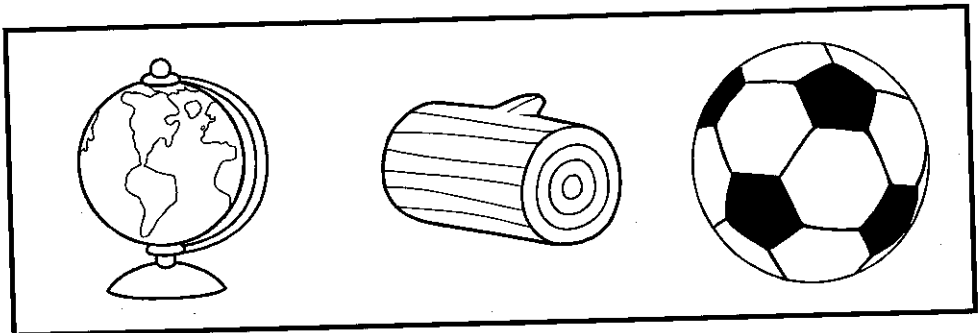


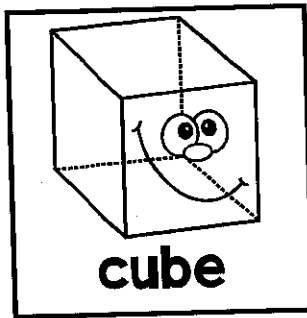

**rectangular  
prism**

Name: \_\_\_\_\_

Lavinia Pop © 2014



Colour the objects in each row that match the 3D shape in the first box.





Name: \_\_\_\_\_


Lavinia Pop © 2014





Count and write how many corners and sides for each shape.





	<b>corners:</b>
	<b>sides:</b>


	<b>corners:</b>
	<b>sides:</b>


	<b>corners:</b>
	<b>sides:</b>

	<b>corners:</b>
	<b>sides:</b>

	<b>corners:</b>
	<b>sides:</b>

	<b>corners:</b>
	<b>sides:</b>


	<b>corners:</b>
	<b>sides:</b>

	<b>corners:</b>
	<b>sides:</b>

Name: \_\_\_\_\_

Lavinia Pop © 2014

\_\_\_\_\_






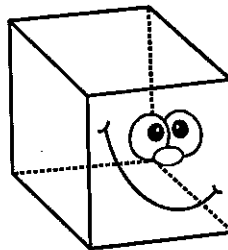

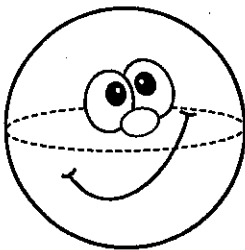


Cut and paste the shapes in the correct category.

## 2-D shapes

## 3-D Shapes


--	--



Name: \_\_\_\_\_

Lavinia Pop © 2014

\_\_\_\_\_

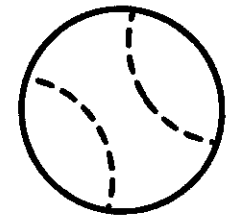


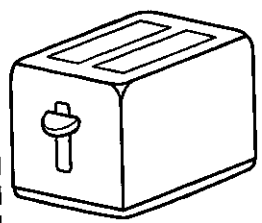

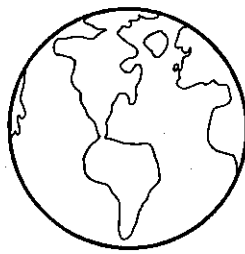

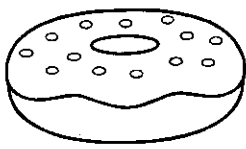


Cut and paste the pictures in the correct category.

**objects with sides**

**objects without sides**

--	--



Name:

Lavinia Pop © 2014

[Empty rectangular box for writing the name]


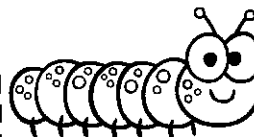








Cut and paste the pictures in the correct category.

**bugs that crawl**


**bugs that fly**

[Two large empty rectangular boxes for pasting the cut-out pictures into the 'bugs that crawl' and 'bugs that fly' categories.]









Name: \_\_\_\_\_

\_\_\_\_\_



Cut and paste the digital time under the correct clock.



**6:00**

**1:00**

**8:00**

**12:00**

**3:00**

**11:00**












Name:

Lavinia Pop © 2014



Write the time shown on each clock.




Name:

Lavinia Pop © 2014



Colour what is...




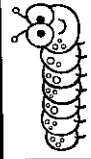



<p><b>over</b></p>	
--------------------	--


<p><b>under</b></p>	
---------------------	--

<p><b>above</b></p>	
---------------------	--

<p><b>below</b></p>	
---------------------	--

Name: \_\_\_\_\_


										
										
										
										
										
<b>10</b>										
<b>9</b>										
<b>8</b>										
<b>7</b>										
<b>6</b>										
<b>5</b>										
<b>4</b>										
<b>3</b>										
<b>2</b>										
<b>1</b>										












Name: \_\_\_\_\_



Lavinia Pop © 2014

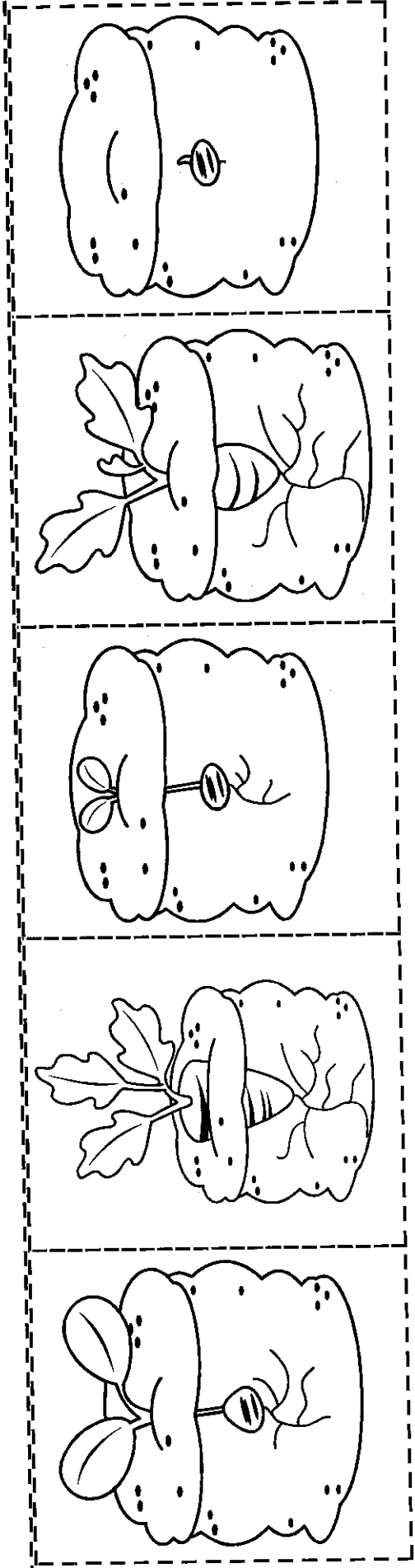
										
										
										
										
										
<b>10</b>	<b>9</b>	<b>8</b>	<b>7</b>	<b>6</b>	<b>5</b>	<b>4</b>	<b>3</b>	<b>2</b>	<b>1</b>	

Name: \_\_\_\_\_



Cut and paste the carrot life cycle pictures in order.

1	2	3	4	5
---	---	---	---	---



Make up Work- Week 1 - \*\*\*5 grades taken

Make-up Work Name \_\_\_\_\_ Alphabetec Sequence \_\_\_\_\_

Parent should read instructions to your child. \_\_\_/9 correct \_\_\_%

Which letter is missing?

a b \_\_\_\_\_ g \_\_\_\_\_ i t u \_\_\_\_\_  
\_\_\_\_\_ m n \_\_\_\_\_ q r d \_\_\_\_\_ f  
o \_\_\_\_\_ q l \_\_\_\_\_ n l m \_\_\_\_\_

L.K.1a Write the letters of the alphabet upper and lowercase. \_\_\_\_\_/52 correct \_\_\_\_\_% correct

---

---

---

---

---

---

RF.K.3c Sight Words/Sentences-Have your child read these with you over the week and then assess by circling/highlighting correct words and write the number of words read correctly. \_\_\_\_\_ of 19 correct. \_\_\_\_\_% correct



we she saw he be

Have your child read the sentences to you and then have him/her count the words in each sentence and write the number in blank. RF.K.1c

1. He will be on the mat. \_\_\_\_\_
2. She saw a kite. \_\_\_\_\_
3. We like to run. \_\_\_\_\_

---

*Have your child to write a sentence with each word. Please allow him/her to write on his/her own. Correct spelling is not the focus of this assignment.*

he- \_\_\_\_\_

---

she- \_\_\_\_\_

---

We- \_\_\_\_\_

---

saw- \_\_\_\_\_

---

be- \_\_\_\_\_

---

Read words/count letters. \_\_\_\_\_/4 correct \_\_\_\_\_%

Parent should tell child to read words. Then have the child choose/circle the longest word for number 1.. Number 2. Ask child to choose the word with the most letters. \_\_/2 correct Total \_\_/4 correct \_\_\_\_\_%

1. those    they    the

2. am    are    a

---

RF.K.2b Parent should say each word and have the child count the syllables in each word and write the number on the blank.   /4 correct   %

buttercup               sun               helicopter               sister           

---

Parent should tell the child to read the words and then the child should choose/circle the shortest word in the series. Alternate on number 2 by telling the child to choose the word with the least letters. It is important for child to hear these directions in these 2 ways.   /2 correct

1. am    does    did

2. goes    go    get

---

RF.K.3b Parent will say the word given and have child write the CVCe words in the blanks. Say: 1. note   2. rake   3. flute   4. hide   5. Pete   5  
correct   %

1. \_\_\_\_\_

2. \_\_\_\_\_

3. \_\_\_\_\_

4. \_\_\_\_\_

5. \_\_\_\_\_

*Make up Activities for Week 2\* 5 grades taken*

*Sight Words Parents, have your child practice reading words and sentences over the week. Then at the end of the week assess your child on these words by circling/highlighting the correct words he/she reads. RF.K.3c Then have your child count the words in each sentence and write that number on the blank. RF.K.1c \_\_\_/17 correct \_\_\_%*

her was him

1. We went with him. \_\_\_\_\_
2. Pam will give a box to her. \_\_\_\_\_
3. It was fun! \_\_\_\_\_

RF.K.2bParent should say each word and have student count the syllables in each word and write the numbers on the blanks. Say: 1. umbrella 2. Turtle 3. bug 4. elevator \_\_\_/4 correct \_\_\_%

1. \_\_\_\_\_ 2. \_\_\_\_\_ 3. \_\_\_\_\_

4. \_\_\_\_\_

---

RF.K.2a Parent will say the word, and the student will tell parent a word that rhymes with the stated word. Parent should write the child's responses on the blanks. \_\_\_\_\_/4 correct \_\_\_\_\_%

Say: 1. Bug- \_\_\_\_\_ 2. Man- \_\_\_\_\_  
3. Rake- \_\_\_\_\_ 4. Tree- \_\_\_\_\_

---

RF.K.2d Parent should say each word for the child to listen for the medial vowel sound. For example. Say kite and child will write i. on the blank. Words: 1. Pete 2. boat 3. pine 4. cube 5. lake. \_\_\_/5 correct \_\_\_%

1. \_\_\_\_\_ 2. \_\_\_\_\_ 3. \_\_\_\_\_ 4. \_\_\_\_\_ 5. \_\_\_\_\_

L.K.1a Write the letters of the alphabet. \_\_\_/52 \_\_\_%

---

---

---

---

---

---

---

West Virginia Phonics-

\*\*No grades taken on this portion below.

*First, have your child read these words to you before reading the passage.*

Bob has have black white Puff spots  
name

Week 1 and 2 RF.K.4

Bob's Pet

Bob has a pet. His pet has black and white spots. His pet's name is Puff. Bob and Puff have lots of fun!

What does Puff look like? \_\_\_\_\_

---

Please take the time to listen to your child read these passages.

Week1

*Read these words before reading passage*

Grant frog grass trap trip out cross grin prod

*Then have your child read this passage to you. This is a learning process and your child may not read it as you and I would the first few times. This assignment is given to your child to challenge him/her. \*\*Please listen to/assist your child read these passages to you atleast twice a day for the week. RF.K.4*

### Grant's Frog

Grant left school and went on a trip to find a pet frog for his class. On his trip, Grant finds a frog in the grass. Grant is going to trap the frog in the grass. He makes a trap out of logs and puts it in the grass. He prods the frog to cross the grass. Snap goes the trap! The frog is in the trap. Grant lifts the logs to get the frog out of the trap. The frog jumps out of the trap. Grant did not grin when the frog jumped away.

What was Grant wanting to get?

---

week 2

Read these words before reading passage. bran crust

grabbed grid grub grand

pressed trim oven after any

### Grant's Grub<sub>RF.K.4</sub>

Grant wants to make some grub to eat. He grabbed the bran and pressed it to make a crust. The crust was too big to fit the pan. After Grant trimmed the crust, he pressed it into the pan. Grant put the bran in the oven and grinned. This bran was going to be grand! Grant got the bran out of the oven and grinned. This bran was grand! Grant ate all of the bran crust and did not give any of it to his mom. *Bad Grant!*



What did Grant  
make? \_\_\_\_\_  
\_\_\_\_\_

\*\*\*\*\*

Week 1

*RF.K.3 Read these words before reading passage.* Flat slug slip cliff  
plum plants plod slept wants Parent dictate each of the words  
above for your child to write/spell on a sheet of paper.

1. \_\_\_\_\_ 2. \_\_\_\_\_ 3. \_\_\_\_\_

4. \_\_\_\_\_ 5. \_\_\_\_\_ 6. \_\_\_\_\_

7. \_\_\_\_\_ 8. \_\_\_\_\_ 9. \_\_\_\_\_

*Parents please listen to your child read this passage several times a week.*

RF.K.4

## The Slug

The slug wants a plum so the slug will  
plod up the cliff to the flat at the top to  
get a plum. Plod, plod, plod! The slug  
will plod up the cliff. The slug had to  
rest so the slug stopped and slept. After  
the slug slept, he plods to the top of the

cliff. The slug sees the plums. Yum!  
Yum! Yum! The slug ate all the plums.

What did the slug look  
for? \_\_\_\_\_

RF.K.4 Read words before reading passage slings blink think  
blind over fall

### A Slug in the Mud

A slug is on a cliff. The slug slips and falls in some mud. When the slug falls, it slings mud all over him. The slug blinks and blinks, but the mud is still there. The slug thinks he may go blind with all the mud. Blink, blink, blink. Blot, blot, blot. The slug gets off all the mud and is glad he is not blind.

Where is the slug? \_\_\_\_\_