



# AUTAUGA COUNTY

## SCHOOL SYSTEM SNAPSHOT: 2021 EDITION\*

153 W. Fourth Street | Prattville, AL 36067 | (334) 365-5706

Superintendent: Timothy Tidmore

Board Members: Ledronia Goodwin, Jim Manderson, Mark Hindman, Jeffrey Keith, Eleanor Ballow

**\$5,694,774**  
Cost of One Month's  
Operation/General Fund

**2.31**  
Number of Months  
Reserve Balance

### By the Numbers

	Schools <sup>1</sup> .....	13
	Students/ADM <sup>2</sup> .....	9,045
	Free & Reduced Lunch.....	48%
	Community Eligibility Program.....	31%
	Number of Route Buses <sup>3</sup> .....	128
	Buses 10 yrs. old or less.....	80%
	Students Bused.....	4,492
	Full-Time Employees.....	1,093
	Teachers.....	556
	Principals/ Assistant Principals.....	34
	Counselors.....	22
	Librarians.....	13
	Other Certified Employees.....	26
	Support Personnel.....	442

<sup>1</sup> Schools with enrollment, including Alternative and Career Technical Education

<sup>2</sup> Average Daily Membership

<sup>3</sup> Data collected in FY19 and used for FY21 funding

<sup>4</sup> 2019-2020 NEA Rankings of the States

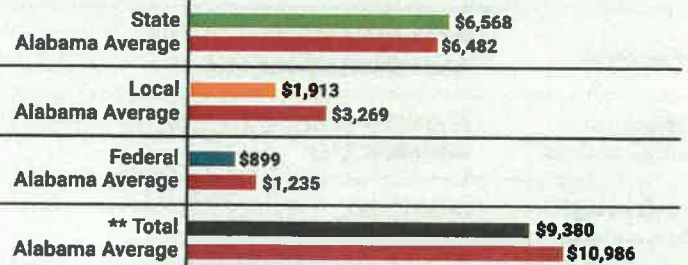
\* THIS REPORT INCLUDES FISCAL YEAR 2019 DATA

### Total Per-Pupil Expenditures (PPE)



### Per-Pupil Revenue Sources

#### Autauga County Revenue Sources



**90**  
STATE  
RANK

**109**  
LOCAL  
RANK

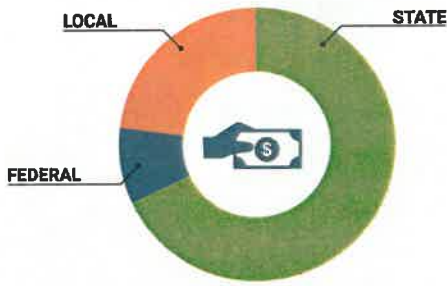
**114**  
FEDERAL  
RANK

## OVERALL SYSTEM RANK 134

\*\* Total Revenue Among 137 School Systems

## School System Revenue

## How was your school system funded?<sup>1</sup>



\$59,405,890	STATE	67%
\$8,133,701	FEDERAL	9%
\$20,489,449	LOCAL	23%
<b>— \$6,679,870</b>	Local 10-Mill Match	.....
<b>\$13,809,579</b>	AVAILABLE LOCAL REVENUE	

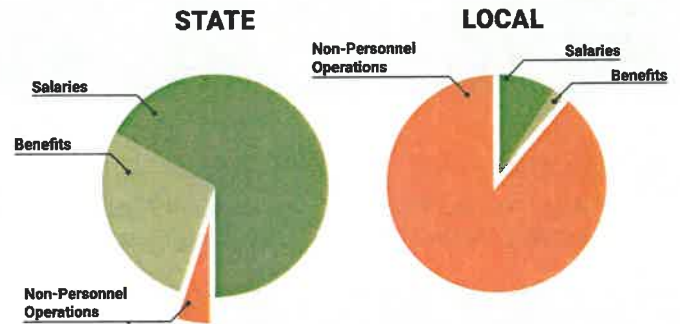
VALUE OF 1-MILL  
For Your School System

**\$667,987**

## School System Spending

## How did your school system spend state & local dollars?<sup>1</sup>

	STATE SPENDING <sup>2,3</sup>	LOCAL SPENDING <sup>2</sup>
Salaries	\$40,525,523	\$777,522
Benefits	\$16,546,684	\$199,919
Non-Personnel Operations	\$2,806,676	\$7,409,022
<b>TOTAL</b>	<b>\$59,878,884</b>	<b>\$8,386,463</b>



**Only 5% of state funding is available for non-personnel expenditures<sup>4</sup>**

<sup>1</sup> Revenues and expenditures may contain nominal variances  
<sup>2</sup> Does not include debt service or capital outlay  
<sup>3</sup> Includes 10-mill match  
<sup>4</sup> Such as utilities, operations & maintenance, etc.

## Instructional Support

	FY20	FY21
Classroom Materials & Supplies	\$600	\$600
Technology	\$350	\$350
Library Enhancements	\$158	\$158
Professional Development	\$100	\$100
Textbooks/Digital Resources	\$75	\$75

## Educational Advancement & Technology Fund<sup>5</sup>

FY20	\$2,175,349
FY19	\$2,470,002
FY18	\$491,868

<sup>5</sup> These one-time supplemental funds may be used for repairs and deferred maintenance, classroom instructional supplies, insurance for facilities, transportation, technology and school safety measures.

## System Debt

<b>TOTAL DEBT<sup>6</sup></b>	<b>DEBT PER STUDENT</b>
<b>\$27,054,084</b>	<b>\$2,991</b>

<sup>6</sup> The debt totals in system audit reports may differ due to audit adjustments.



ALABAMA  
ASSOCIATION OF  
SCHOOL BOARDS

Sally Smith, J.D.  
Executive Director

Lissa Tucker, J.D.  
Director of Government Relations

43 South Jackson Street  
Montgomery, Alabama 36104

1-800-562-0601 | AlabamaSchoolBoards.org

@AlaSchoolBoards f Facebook.com/AlabamaSchoolBoards

## PER-PUPIL REVENUES\*

# SYSTEM RANKS

Alabama's overall school system rankings based on TOTAL PER PUPIL REVENUE SOURCES - federal, state, local - among 137 systems.

71	HALEYVILLE CITY	105	TALLASSEE CITY
72	RUSSELL COUNTY	106	LAMAR COUNTY
73	LAWRENCE COUNTY	107	DEMOPOLIS CITY
74	ALEXANDER CITY	108	DALEVILLE CITY
75	CULLMAN CITY	109	DEKALB COUNTY
76	MARSHALL COUNTY	110	CRENSHAW COUNTY
77	CHAMBERS COUNTY	111	MARION COUNTY
78	MUSCLE SHOALS CITY	112	GENEVA COUNTY
79	BOAZ CITY	113	TUSCALOOSA COUNTY
80	MOBILE COUNTY	114	ATTALLA CITY
81	JEFFERSON COUNTY	115	CLAY COUNTY
82	TUSCUMBIA CITY	116	LAUDERDALE COUNTY
83	FRANKLIN COUNTY	117	FAYETTE COUNTY
84	CALHOUN COUNTY	118	SAINT CLAIR COUNTY
85	PICKENS COUNTY	119	SATSUMA CITY
86	HARTSELLE CITY	120	ARAB CITY
87	THOMASVILLE CITY	121	PELL CITY
88	GADSDEN CITY	122	FORT PAYNE CITY
89	SARALAND CITY	123	HENRY COUNTY
90	RANDOLPH COUNTY	124	HOUSTON COUNTY
91	DOTHAN CITY	125	WASHINGTON COUNTY
92	MADISON COUNTY	126	LIMESTONE COUNTY
93	CULLMAN COUNTY	127	ETOWAH COUNTY
94	ENTERPRISE CITY	128	ROANOKE CITY
95	SYLACAUGA CITY	129	DALE COUNTY
96	CLEBURNE COUNTY	130	ONEONTA CITY
97	PHENIX CITY	131	BLOUNT COUNTY
98	JACKSONVILLE CITY	132	COFFEE COUNTY
99	ALBERTVILLE CITY	133	ELMORE COUNTY
100	WINFIELD CITY	134	AUTAUGA COUNTY
101	BIBB COUNTY	135	CHILTON COUNTY
102	MONROE COUNTY	136	PIKE ROAD CITY
103	MONTGOMERY COUNTY	137	EUFAULA CITY
104	GENEVA CITY		



ALABAMA  
ASSOCIATION OF  
SCHOOL BOARDS

\*Rankings in the AASB School System Snapshots - 2021 Edition reflect Total Revenue Sources available to spend Per Pupil based upon allocated federal, state and local dollars in each system for FY 2019.

# SYSTEM RANKS

Alabama's overall school system rankings based on TOTAL PER PUPIL REVENUE SOURCES - federal, state, local - among 137 systems.

1	LOWNDES COUNTY	36	OXFORD CITY
2	GREENE COUNTY	37	ALABASTER CITY
3	MOUNTAIN BROOK CITY	38	HUNTSVILLE CITY
4	SUMTER COUNTY	39	JACKSON COUNTY
5	BARBOUR COUNTY	40	OPELIKA CITY
6	HOMWOOD CITY	41	CHEROKEE COUNTY
7	CHOCTAW COUNTY	42	ESCAMBIA COUNTY
8	FLORENCE CITY	43	SCOTTSBORO CITY
9	MIDFIELD CITY	44	SELMA CITY
10	SHEFFIELD CITY	45	BULLOCK COUNTY
11	BIRMINGHAM CITY	46	TRUSSVILLE CITY
12	WILCOX COUNTY	47	CONECUH COUNTY
13	AUBURN CITY	48	OPP CITY
14	TUSCALOOSA CITY	49	GUNTERSVILLE CITY
15	HOOVER CITY	50	TALLAPOOSA COUNTY
16	MACON COUNTY	51	LANETT CITY
17	DECATUR CITY	52	OZARK CITY
18	ANNISTON CITY	53	WINSTON COUNTY
19	MARENGO COUNTY	54	MORGAN COUNTY
20	COLBERT COUNTY	55	CLARKE COUNTY
21	ANDALUSIA CITY	56	COVINGTON COUNTY
22	PELHAM CITY	57	TROY CITY
23	LINDEN CITY	58	RUSSELLVILLE CITY
24	FAIRFIELD CITY	59	LEEDS CITY
25	BREWTON CITY	60	WALKER COUNTY
26	ELBA CITY	61	TALLADEGA CITY
27	BESSEMER CITY	62	MADISON CITY
28	COOSA COUNTY	63	BUTLER COUNTY
29	BALDWIN COUNTY	64	TALLADEGA COUNTY
30	DALLAS COUNTY	65	PIEDMONT CITY
31	PIKE COUNTY	66	HALE COUNTY
32	TARRANT CITY	67	SHELBY COUNTY
33	PERRY COUNTY	68	LEE COUNTY
34	ATHENS CITY	69	JASPER CITY
35	VESTAVIA HILLS CITY	70	CHICKASAW CITY



\*Rankings in the AASB School System Snapshots - 2021 Edition reflect Total Revenue Sources available to spend Per Pupil based upon allocated federal, state and local dollars in each system for FY 2019.