

Franklin County School District

School Closure Packet

Week One: April 13, 2020

Grade: PRE-K, K, 1, 2, 3, 4, 5, 6,
7, 8, 9, 10, 11, 12 (Please circle)

Name:

Homeroom or First Period Teacher:

Preschool Standards

Week of April 13

- Recognize upper-and lower-case letter Zz .
- Demonstrate awareness of the relationship between sound and letters. *Zz
- Describe plant, animal, and human life cycles.

Songs on YouTube:

- *Letter Z Song by Have Fun Teaching
- *Alphardy by Dr. Jean
- *Life Cycle of a Butterfly by It's AumSum Time
- *The Very Hungry Caterpillar by Illuminated Films
- * Let's Make Words | Phonics Song for Kids | Onsets & Rimes by Jack Hartmann

****Please continue to review the letters in their name and the correct way to hold a pencil. Also, it would be good to hold a pair of scissors and let them cut a piece of paper.**

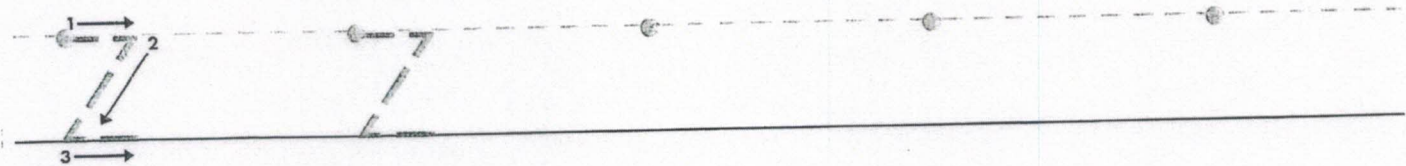




Handwriting practice lines consisting of solid top and bottom lines with a dashed middle line. There are five sets of these lines for practice.

Zazu Can Zigzag


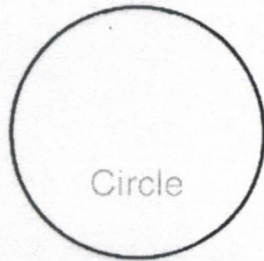
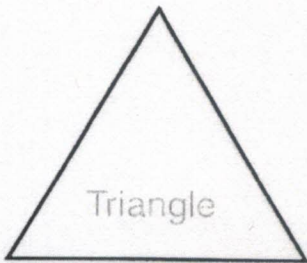
Name _____

Zazu can zigzag from tree to tree. Cross out each letter that is not a **Z** or a **z**. Then trace and print the letters **Z** and **z** on the lines.

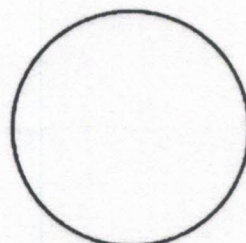




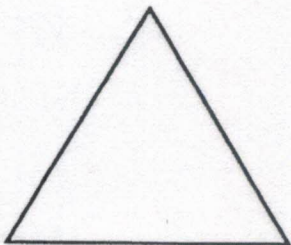
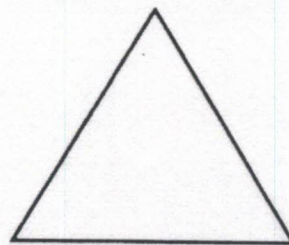




Name _____

SHAPES & COLORS




Color the CIRCLES Red, the SQUARES Green and the TRIANGLES Blue



name: _____

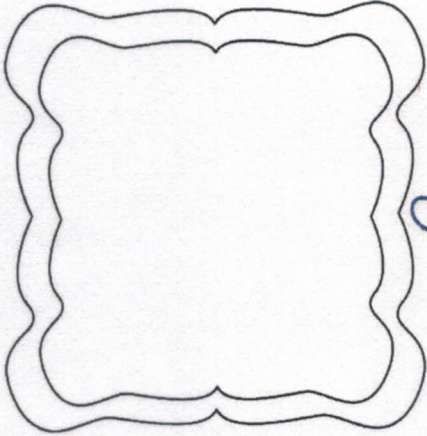
butterfly egg
caterpillar chrysalis

life cycle of a butterfly



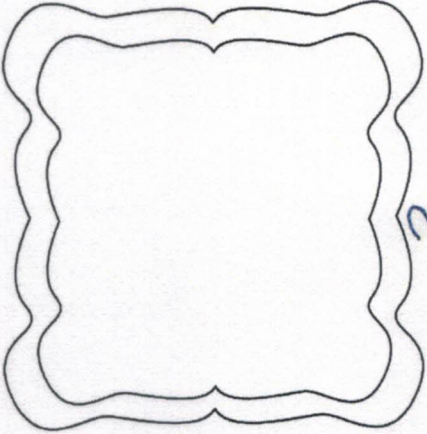
1

egg



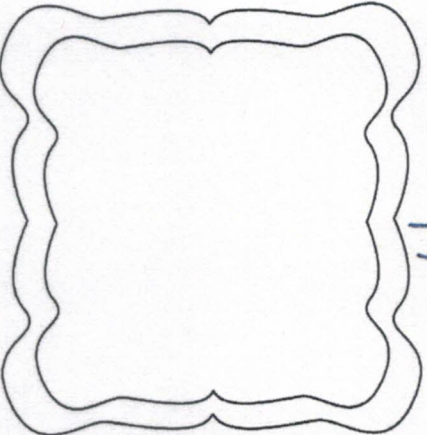
2

caterpillar



3



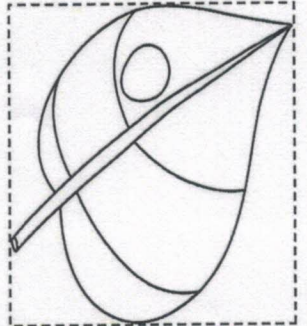
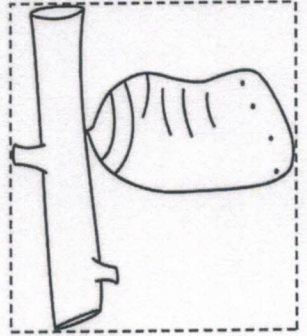
chrysalis



4

butterfly

directions: cut out
each picture and glue
them in order. Label
the pictures using
the words from the
word bank



Patterns

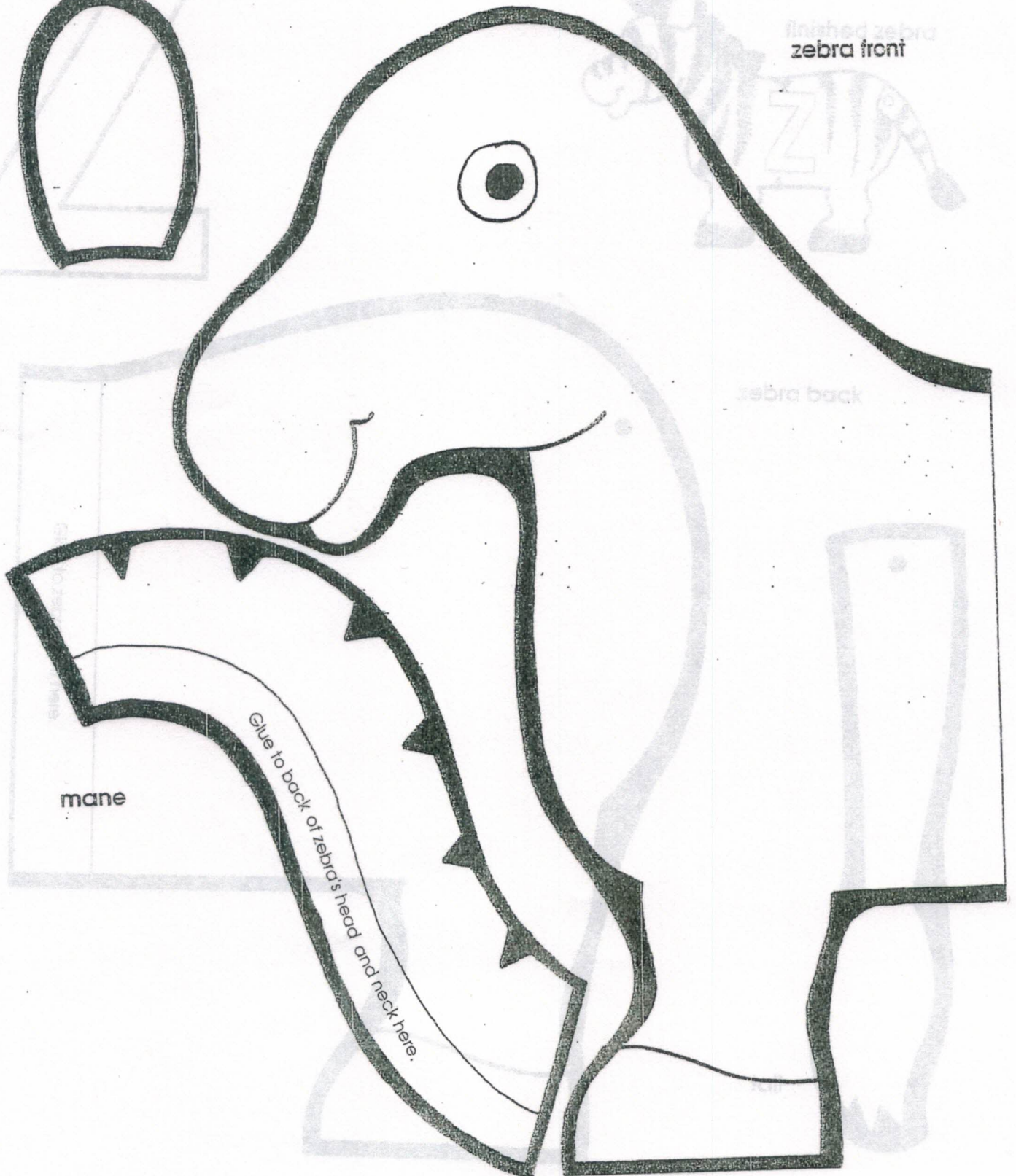
Use with the "Zippy Zebras" activity on page 179.

Patterns

Use with the "Zippy Zebras" activity on page 179.



finished zebra
zebra front



zebra back

