

# HOW TO USE THIS BOOK

*180 Days of Reading for Kindergarten* offers teachers and parents a full page of daily foundational reading practice activities for each day of the school year.

## Easy to Use and Standards Based



These activities reinforce grade-level skills across a variety of reading concepts. The questions are provided as a full practice page, making them easy to prepare and implement as part of a classroom morning routine, at the beginning of each reading lesson, or as homework. The weekly focus alternates between fiction and nonfiction standards.

Every kindergarten practice page provides questions that are tied to a reading or writing standard. Students are given the opportunity for regular practice in foundational reading skills, allowing them to build confidence through these quick standards-based activities.

Question	Common Core State Standards
<b>Days 1–3</b>	
<b>1–3</b>	<p><b>Reading Foundational Skills 3a:</b> <i>Demonstrate basic knowledge of letter-sound correspondences by producing the primary or most frequent sound for each consonant or</i></p> <p><b>Reading Foundational Skills 3b:</b> <i>Associate the long and short sounds with the common spellings (graphemes) for the five major vowels.</i></p>
<b>4</b>	<p><b>Reading Foundational Skills 3d:</b> <i>Distinguish between similarly spelled words by identifying the sounds of the letters that differ.</i></p>
<b>Day 4</b>	
<b>1–4</b>	<p><b>Reading Foundational Skills 4:</b> <i>Read emergent-reader texts with purpose and understanding.</i></p>
<b>Day 5</b>	
	<p><b>Writing 3:</b> <i>Use a combination of drawing, dictating, and writing to narrate a single event or several loosely linked events, tell about the events in the order in which they occurred, and provide a reaction to what happened.</i></p>

Name: \_\_\_\_\_ Date: \_\_\_\_\_

**Directions** Match the words to the pictures.

		
sack	snack	snap

1. snack



2. snap



3. sack



**Directions** Circle the word for the picture. Write the word.

4.



\_\_\_\_\_

\_\_\_\_\_

\_\_\_\_\_

snip

snarl

SCORE

1. 😊 😐

2. 😊 😐

3. 😊 😐

4. 😊 😐

\_\_\_\_ / 4  
Total

Name: \_\_\_\_\_ Date: \_\_\_\_\_

**Directions** Match the words to the pictures.

**SCORE**

1. 😊 😊

2. 😊 😊

3. 😊 😊

4. 😊 😊

\_\_\_\_ / 4  
Total

		
sled	slip	slug

1. slip



2. slug



3. sled



**Directions** Circle the word for the picture. Write the word.

4.



\_\_\_\_\_

\_\_\_\_\_

\_\_\_\_\_


slick      slice

Name: \_\_\_\_\_ Date: \_\_\_\_\_

**Directions** Match the words to the pictures.

		
skin	skip	skunk

1. skunk



2. skip




3. skin



**Directions** Circle the word for the picture. Write the word.

4.



skit

spot

\_\_\_\_\_

\_\_\_\_\_

\_\_\_\_\_

**SCORE**

1. 😊 😐

2. 😊 😐

3. 😊 😐

4. 😊 😐

\_\_\_\_ / 4  
Total

Name: \_\_\_\_\_ Date: \_\_\_\_\_

## Skipping Sal



snack

Sal has a snack in her sack.



skips

She skips on the path.



Sal looks for a spot to stop.



skunk

Don't stop by that skunk!

Name: \_\_\_\_\_ Date: \_\_\_\_\_

**Directions**Listen to and read "Skipping Sal."  
Answer the questions.**SCORE**

<p><b>1.</b> Who goes for a walk?</p> <p>(A) Sal</p> <p>(B) skunk</p> <p>(C) skip</p>	<p><b>3.</b> Why should she <b>not</b> stop by the skunk?</p> <p>(A) It will eat her snack.</p> <p>(B) It will get in her sack.</p> <p>(C) It may spray her.</p>
<p><b>2.</b> What is Sal doing?</p> <p>(A) She is taking a walk.</p> <p>(B) She is looking for skunks.</p> <p>(C) She is stopping.</p>	<p><b>4.</b> Which is another good title?</p> <p>(A) Skunk on the Path</p> <p>(B) The Giant Snack</p> <p>(C) The ABCs</p>

1. 😊 😐

2. 😊 😐

3. 😊 😐

4. 😊 😐

\_\_\_\_ / 4  
Total

Name: \_\_\_\_\_ Date: \_\_\_\_\_

**Directions**

Look at the story. What happens next? Finish the story with a picture. Label the picture.

SCORE

\_\_\_\_ / 4  
Total



Sam sees the snow.



He grabs his sled.



Sam spots a hill.

\_\_\_\_\_

-----

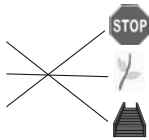
\_\_\_\_\_

# ANSWER KEY *(cont.)*

## Week 31

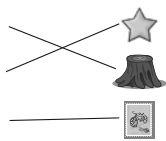
### Day 1

1. step
2. stem
3. stop
4. stick



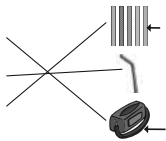
### Day 2

1. stump
2. star
3. stamp
4. sting



### Day 3

1. strap
2. straw
3. strip
4. string



### Day 4

- |      |      |
|------|------|
| 1. C | 3. B |
| 2. A | 4. C |

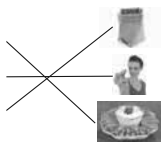
### Day 5

Responses will vary.

## Week 32

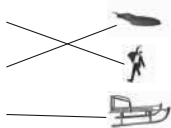
### Day 1

1. snack
2. snap
3. sack
4. snip



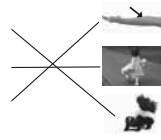
### Day 2

1. slip
2. slug
3. sled
4. slick



### Day 3

1. skunk
2. skip
3. skin
4. spot



### Day 4

- |      |      |
|------|------|
| 1. A | 3. C |
| 2. C | 4. A |

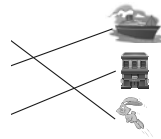
### Day 5

Responses will vary.

## Week 33

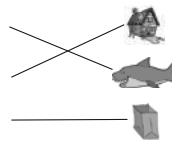
### Day 1

1. hop
2. ship
3. shop
4. shut



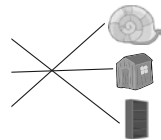
### Day 2

1. shark
2. shack
3. sack
4. sheep



### Day 3

1. shelf
2. shed
3. shell
4. shirt



### Day 4

- |      |      |
|------|------|
| 1. B | 3. B |
| 2. B | 4. A |

### Day 5

Responses will vary.