





























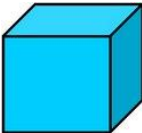












 apple Aa 1/3	 ācorn Aa 2/3	 asleep Aa 3/3	 bananas Bb	 cat Cc 1/2
 circle Cc 2/2	 dog Dd	 ēlephant Ee 1/2	 ēagle Ee 2/2	 fish Ff
 guitar Gg 1/2	 giraffe Gg 2/2	 hat Hh	 īgloo Ii 1/3	 īce cream Ii 2/3
 chilī Ii 3/3	 jump Jj	 kite Kk	 ladybug LI	 moon Mm
 nest Nn	 ōctopus Oo 1/3	 ōval Oo 2/3	 love Oo 3/3	 pencil Pp

Even kindergarten students are taught that most letters make several sounds. Teach the most common sound first if your child is just learning them. In this set, they are labeled, for example, 1/3, or one of three, 2/3, and 3/3.

# Alphabet Chart

 quilt <b>Qq</b>	 red <b>Rr</b>	 sun <b>Ss</b> 1/2	 runs <b>Ss</b> 2/2	 tiger <b>Tt</b>
 umbrella <b>Uu</b> 1/2	 cube <b>Uu</b> 2/2	 van <b>Vv</b>	 watermelon <b>Ww</b>	 fox <b>Xx</b>
 yellow <b>Yy</b> 1/4	 happy <b>Yy</b> 2/4	 mystery <b>Yy</b> 3/4	 cry <b>Yy</b> 4/4	 zebra <b>Zz</b>
 shark <b>sh</b>	 chair <b>ch</b>	<b>13</b> thirteen <b>th</b>	 whistle <b>wh</b>	 phone <b>ph</b>