

## Amite County Elementary Amite County School District

Grade

**F**



3457 South Greensburg Road P.O. Box 308  
Liberty, MS 39645  
Jasmine Jackson  
jjackson@amite.k12.ms.us

Identified for

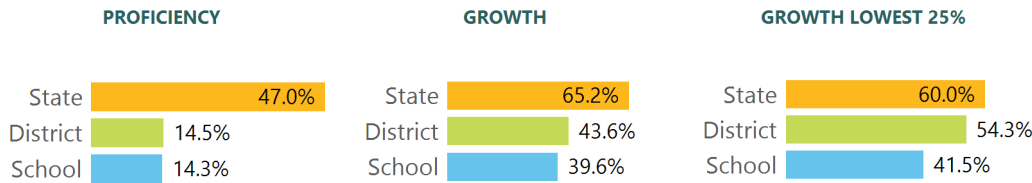
**Additional Targeted Support & Improvement**

### SCHOOL ACCOUNTABILITY GRADE COMPONENTS

Mississippi's accountability system assigns "A" through "F" letter grades for schools and districts. Grades are based on student achievement, student growth, student participation in testing, and other academic measures.

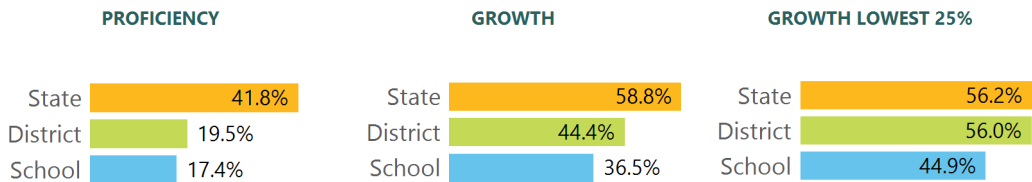
### Math

Measurements of student performance on the statewide math assessment.



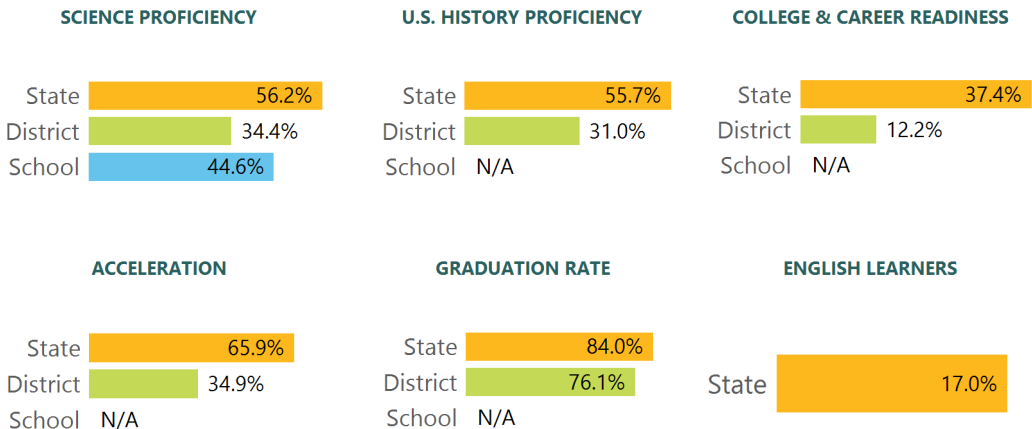
### English

Measurements of student performance on the statewide English language arts (ELA) assessment.



### Other Measures

Other measurements of student performance that factor into the accountability grade.



### TEACHER DATA

**43.1**

Teachers



**83.2%**

Experienced Teachers

**5.6%**

Provisional Teachers

**94.8%**

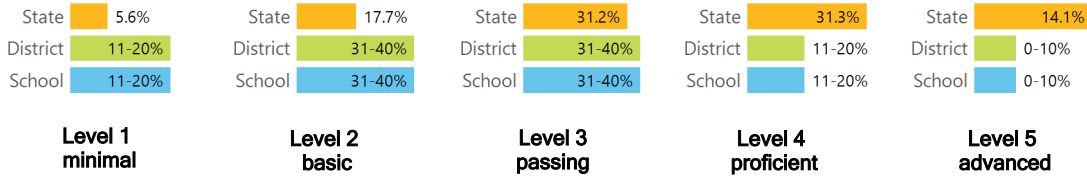
In-field Teachers

DETAILED ASSESSMENT AND OTHER DATA

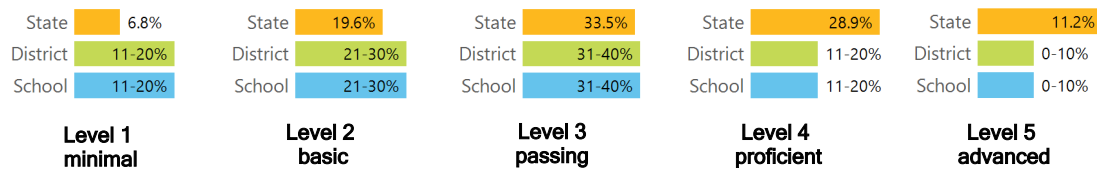
Student Performance

The following information shows each level of student performance on statewide assessments.

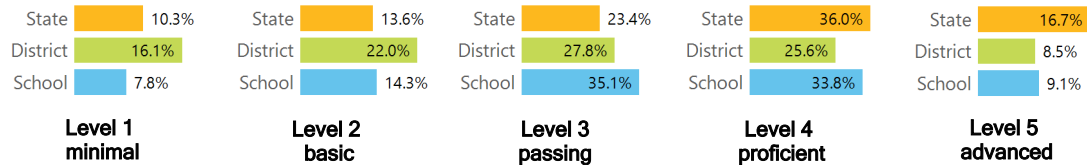
MATH



ENGLISH



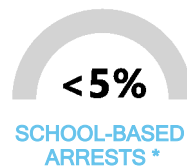
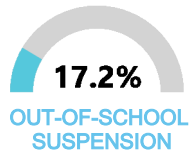
SCIENCE



Assessment Participation



Discipline



\* Source: 2015-2016 Civil Rights Data Collection

OTHER DATA



**25.6%**

Chronic Absenteeism



Per-pupil expenditure data will be available in early 2020.

Per-Pupil Expenditure