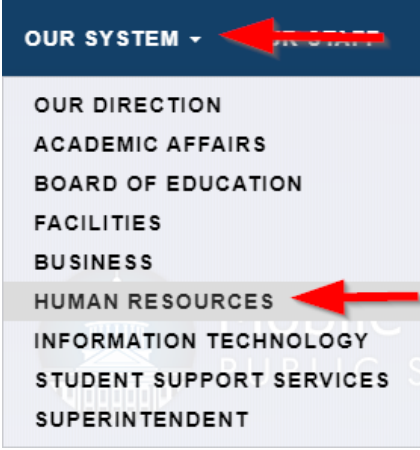




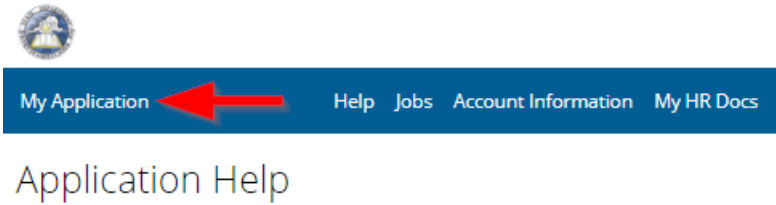




<p>1. Go to: <a href="http://www.mcpss.com">www.mcpss.com</a></p> <p>2. Click “<b>Our System</b>”, then click “<b>Human Resources.</b>”</p>	
<p>3. Under the “<b>Employment</b>” header, click “<b>Job Opportunities.</b>”</p>	
<p>4. Click the “<b>Apply Now!</b>” button.</p>	
<p>5. Click the “<b>Standard Application</b>” link.</p>	<p>New Applicants click the following link to create an account or to login and apply: <a href="#">Standard Application</a></p> <p>Current Employees click the following link to login and apply: <a href="#">Transfer Application</a></p> <p>Substitutes click the following link to create an account or to login and apply: <a href="#">Substitute Application</a></p> 



<p>6. Enter your credentials, then login to your application.</p> <p>If you do not have a Standard Application, click <b>“Create Account.”</b></p>	<div style="text-align: center;"> <h3>Standard Application</h3> <p>Applicant User Name</p> <input type="text"/>  <p>Password</p> <input type="password"/>  <p>Login</p> <p>- or -</p> <p>Create Account</p> <p><a href="#">Having trouble logging in?</a></p> </div>
<p>7. Click <b>“Accept”</b> at the bottom of the Disclaimer page, if you accept the terms as provided.</p>	
<p>8. Click <b>“My Application”</b> from the Welcome screen (at the top-left corner in the blue bar).</p>	



9. Fill out each item marked with a red asterisk (\*) on each page of the Application Menu and click the blue “Save and Next” button at the bottom once you finish each page.

- For existing applications, be sure to review and update all previously entered information prior to applying for a job.

The screenshot shows a vertical list of application menu items. The item 'TEAMS Salary Schedule Plan' is highlighted with a red rectangular box. Other items include 'General Information', 'Address', 'Substitute References', 'Employment Preferences', 'Record of Educational And ...', 'Non-College Education', 'Certification', 'Praxis Exams Taken and Passed', 'Student Teaching/Counseling ...', 'Teaching and/or Administrative ...', 'General Employment History', 'Military Experience', 'Additional Information', 'References/Employment Verifications', 'Multilingual Abilities', 'Attachments', 'Background Information', 'Voluntary', and 'Confidential Attachments'.

You must click the "Save and Next" button in order for your changes to be saved.

The screenshot shows three buttons: 'Cancel', 'Undo', and 'Save and Next'. A red arrow points directly to the 'Save and Next' button.

10. Review the eligibility requirements, choose the option that best represents your current status, then click “Save and Next.”

### Teacher Excellence and Accountability for Mathematics & Science (TEAMS) Salary Schedule Plan

In addition to all other sections of this employment application, completion of this section is necessary for consideration of TEAMS employment with any district. Generally, eligibility requires a teacher to:

- Hold a valid Alabama professional educator certificate or alternate certificate in middle level math or science OR secondary math, science or computer science;
- Teach [full-time] approved math and/or science courses in grades 6-12 with the appropriate certificate endorsements;
- Hold a valid advanced certification or credential; or dependent upon teaching experience level, obtain a specialized certification or credential within either 3 or 6 years.

- I request to be considered for a (contract employment only)
- I currently hold a required base teaching certification (details must be provided within application)
- I currently hold one of the qualifying advanced credentials (check one)
- I currently do not hold one of the advanced credentials provides above, but request to be considered for a preliminary contract while working toward the advanced credential.

Please review additional TEAMS PLAN eligibility and employment information here:  
[www.WeTeachAlabama.com/teams](http://www.WeTeachAlabama.com/teams)

The screenshot shows three buttons: 'Previous', 'Undo', and 'Save and Next'.



11. If you choose option 3, please be sure to select the qualifying advanced credential that applies to you, then click “Save and Next.”

Teacher Excellence and Accountability for Mathematics & Science (TEAMS) Salary Schedule Plan

In addition to all other sections of this employment application, completion of this section is necessary for consideration of TEAMS employment with any district. Generally, eligibility requires a teacher to:

- Hold a valid Alabama professional educator certificate or alternate certificate in middle level math or science OR secondary math, science or computer science;
- Teach [full-time] approved math and/or science courses in grades 6-12 with the appropriate certificate endorsements;
- Hold a valid advanced certification or credential; or dependent upon teaching experience level, obtain a specialized certification or credential within either 3 or 6 years.

I request to be considered for a (contract employment only)

I currently hold a required base teaching certification (details must be provided within application)

I currently hold one of the qualifying advanced credentials (check one)

I currently do not hold one of the advanced credentials provides above, but request to be considered for a preliminary contract while working toward the advanced credential.

---

National Board of Professional Teacher Standards - Early Adolescence or Early Adolescence and Young Adulthood Math or Science

National Institute for STEM Education

---

Please review additional TEAMS PLAN eligibility and employment information here:  
[www.WeTeachAlabama.com/teams](http://www.WeTeachAlabama.com/teams)

[Previous](#) [Undo](#) [Save and Next](#)

12. Click on “Jobs” then “All Jobs” (in the blue bar at the top of the page) to view the list of available positions to apply for.

The screenshot shows a blue navigation bar with the following items: Help, Jobs, Information, and Employee. A dropdown menu is open under 'Jobs', showing options: All Jobs, Job Search, Applied Jobs, and Job Notifications. Red arrows point to the 'Jobs' link in the top bar and the 'All Jobs' option in the dropdown menu.

13. Click the blue “View/Apply” button next to the job title that you are interested in to open the job description page.

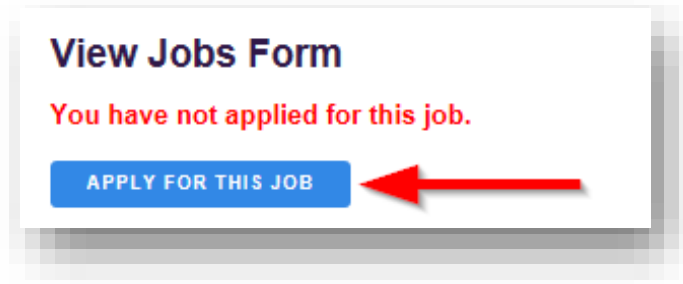
The screenshot shows a table with the following structure:

INTERNAL JOB NUMBER	
<a href="#">VIEW/APPLY</a>	CL16-0030
<a href="#">VIEW/APPLY</a>	CL16-0035
<a href="#">VIEW/APPLY</a>	CL16-0036

A red arrow points to the 'VIEW/APPLY' button for the first job listing (CL16-0030).



14. Click the blue “Apply for this Job” button at the top-left of your screen to attach your application to the job advertisement.



15. You will be taken back to the page that lists all jobs and should see “Yes” under the “APPLIED” column on the right-hand side of your screen.

SYSTEM/SCHOOL	APPLIED
Mobile County	No
Mobile County	No
Mobile County - Middle/Spec - Scarborough Middle School	Yes

