

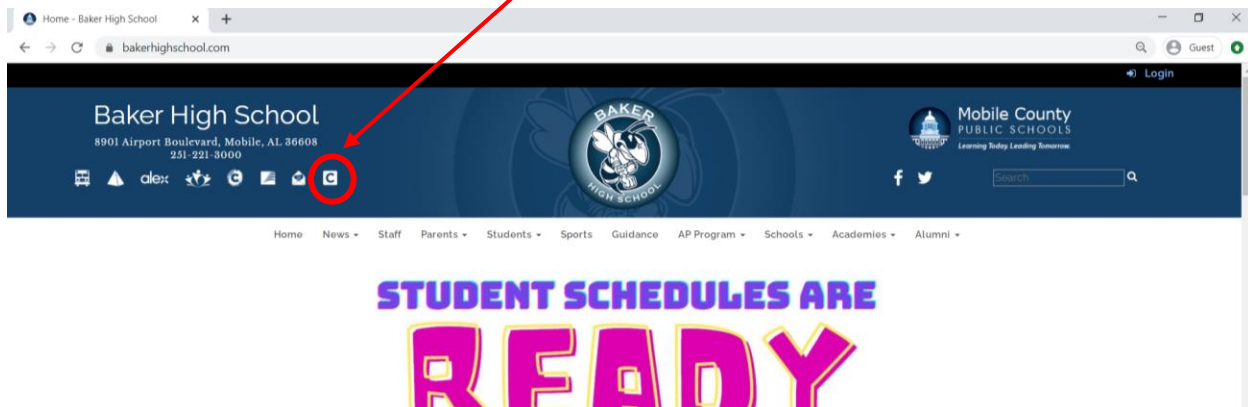


HOW CAN STUDENTS ACCESS TO SCHOOLOGY?

Step 1: Go to www.bakerhighschool.com

-Click the Clever button at the top left of the screen.

(It is the “square-shaped” button with the “C” in the middle)



Step 2: Click the “Log in with Active Directory”

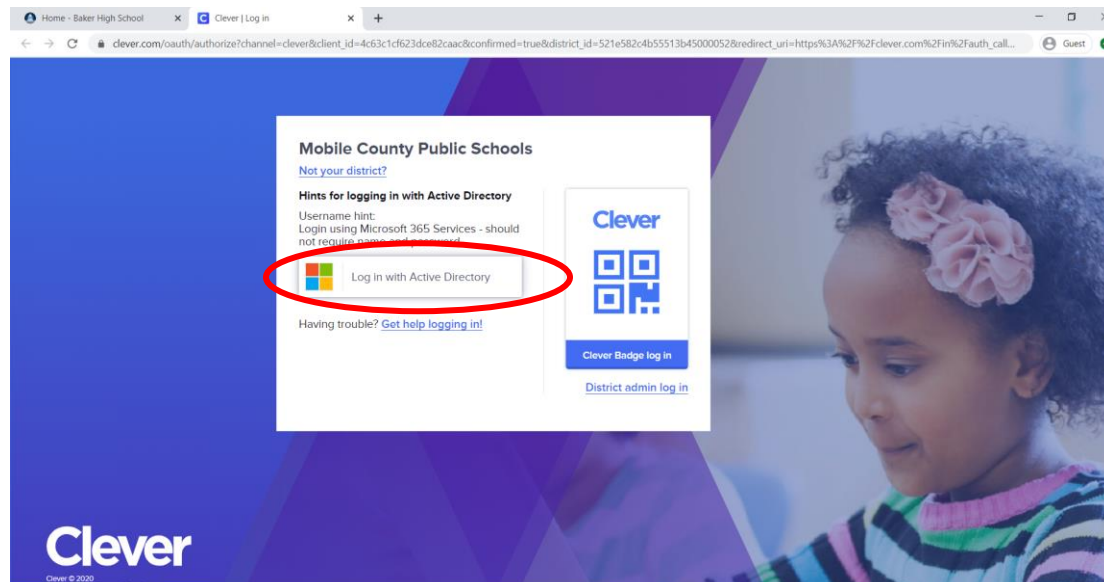
Username/Password

Username: first letter of first name, first letter of middle name, first letter of last name, last 6 digits of state ID


EX: STM123456@stu.mcps.com

Password: Capital first letter of first name, lower case letter of last name, 8 digit birthdate

EX: Sm01012020



Step 3: Scroll down under “Instant Login Applications,” and click “Schoolology” PLEASE MAKE SURE YOU CLICK THE BLACK SCHOOLGY LOGO (NOT THE WHITE).



Step 4: WELCOME TO SCHOOLGY!!! This will bring you to your Fall Course Dashboard.

You will click on each course daily starting September 1, 2020. See you all in Class!

