




TRY THESE TIPS TO IMPROVE YOUR ACT® SCORE

NEVER LEAVE AN ANSWER BLANK

- ENGLISH
- MATH
- READING
- SCIENCE
- ALL OF THE ABOVE




Do you want free points on the ACT?

Always mark your best guess instead of leaving any question blank. You are never penalized for guessing on the ACT, and you might guess right!

PLUG IT IN

- ENGLISH
- MATH
- READING
- SCIENCE
- ALL OF THE ABOVE




Time is of the essence on the ACT.

If you are stuck on a question or if it's taking too long to work through, try plugging the various answer choices into the equation in question and see which choice makes the equation true.

CONSISTENT, CLEAR, & CONCISE

- ENGLISH
- MATH
- READING
- SCIENCE
- ALL OF THE ABOVE



Have you ever seen a question that seems to have more than one correct answer?

If the grammar is correct in every answer choice, use the Three C's. Choose the answer that is:

- not overly wordy (**concise**)
- eliminates any ambiguity (**clear**)
- has pronouns, verb tense, or tone that matches the rest of the text (**consistent**)

SKIMMING

- ENGLISH
- MATH
- READING
- SCIENCE
- ALL OF THE ABOVE



Never read passages in the leisurely way you might read a book at home. Skim the passage quickly. Underline key words or jot short notes about each paragraph. Knowing the general topic of each paragraph or where certain details are described will help you scan and locate information more quickly when it comes time to answer the questions.

USE THE FIGURES

- ENGLISH
- MATH
- READING
- SCIENCE
- ALL OF THE ABOVE



The majority of the questions on the ACT science test do not require you to read or understand the passage. Start answering questions using the tables and figures specifically referred to in each question, and then read the passage text only if necessary.