

# WEEKLY

## Lessons 1<sup>st</sup> Grade

WEEK OF:  
April 6-9

### reading

#### Monday-

- Orientation day- come pick up packets
- Lexia 20 minutes

#### Tuesday-

- Skill- long a
- Lexia 20 minutes

#### Wednesday-

- Skill-long i
- Lexia 20 minutes

#### Thursday-

- Skill long o
- Lexia 20 minutes

**DON'T forget P.E activities.**

### math

#### Monday-

- Orientation day-come pick up packets

#### Tuesday-

- Skill-skip count by 2
- Reflex 20 minutes

#### Wednesday-

- Skill- skip count by 5
- Reflex 20 minutes

#### Thursday-

- Skill-skip count by 10
- Reflex 20 minutes

**A link will be sent out that will take you to daily skill videos.**  
**Please see your packets to know what worksheets**  
**correlate with daily lessons.**

## IMPORTANT

## information

Meals will still be distributed M and W.  
See tech page for passwords and links for online learning.

Check PPS website for important information!

# HUNDREDS Chart

1	2	3	4	5	6	7	8	9	10
11	12	13	14	15	16	17	18	19	20
21	22	23	24	25	26	27	28	29	30
31	32	33	34	35	36	37	38	39	40
41	42	43	44	45	46	47	48	49	50
51	52	53	54	55	56	57	58	59	60
61	62	63	64	65	66	67	68	69	70
71	72	73	74	75	76	77	78	79	80
81	82	83	84	85	86	87	88	89	90
91	92	93	94	95	96	97	98	99	100

Writing My Life Story 1.26

Today our teacher said we would each write a story. She said if we wanted we could draw pictures to go with it. I decided to write my life story. I started with the night I was born. I drew a picture of me as a tiny baby. I wrote about what my first words were and how I liked to play.

When I was little I was always making tall towers. My grandfather said he thought I would build hotels when I grew up. I drew a picture of me playing with my blocks.

I also liked to ride my scooter and swing on the swings in the park. I drew pictures of me on my scooter and a picture of my dad pushing me on the swing. The next picture is of me licking an ice cream cone and getting it all over me. I still love chocolate ice cream.

Then I wrote about my first day at school. I wrote about how I cried and cried because I didn't want my mother to leave me. I made a drawing of me with a sad face. The last page is about my last birthday party. I drew of picture of me blowing out the candles on my birthday cake. There are six candles and I blew them all out.

<u>Practice</u>	<u>Practice at home</u>
T _____	T _____
W _____	W _____
Th _____	Th _____

Parent's Signature: \_\_\_\_\_

**Writing My Life Story 1.26 Use Complete Sentences**

Why does the author begin his/her story with the night he/she was born?


What did he write about after he drew the picture of him/herself as a tiny baby?


**Wednesday:**

*I also liked to ride my scooter and swing on the swing in the park?* Rewrite this sentence using a synonym for the word liked.


What is paragraph three mostly about?


**Tuesday:**

What leads the grandfather to believe that he/she will one day build hotels?


Which sentence for the story shows how he/she feels about ice cream?


**Thursday:**

Which sentence in paragraph four shows how he/she felt about his/her first day of school?


How old is the main character? How can you tell?


Student Name \_\_\_\_\_

Score \_\_\_\_\_/33

Date: \_\_\_\_\_

## Unit 2 High Frequency Assessment

catch	horse	work	food
good	of	down	under
no	old	inside	water
put	paper	now	also
said	live	there	family
want	out	together	new
be	people	around	other
could	who	find	some
their			

# SIGHT WORD

## practice menu

Play sight word parking lot. Draw a parking lot on a piece of paper. Write your sight words inside each parking spot. Then, park cars inside the sight word you read.

Write your sight words in shaving cream.

Go bowling with your sight words.

Write your sight words in playdough.

Paint your sight words with water.

Play Sight Word Scavenger Hunt with post-it notes.

Get 3 cups or bowls. Have an adult hide a sight word card underneath one. Then, have them mix up the cups. Try to find the sight word.

Grab a sight word card. Find something in your house that begins with each letter. For example, the word is *and*. You could find an *apple*, *necktie*, and *doll*.

Write a story using 3 sight words.

Name \_\_\_\_\_



Count by 2's

			8	
	14			
				30
		36		

Finish the 2's Patterns

2		6			
	12			18	
8			14	16	
	22				30
		30			36

April 7

The Farmer in the Hat



Name: \_\_\_\_\_


# Word sort

long a	not long a

bake	hate	shop	get
flip	take	plate	hops
bike	wig	rake	wake



Name \_\_\_\_\_



Count by 5's

				25	
	40				
		105			

What comes next?

10, 15, \_\_\_\_\_, \_\_\_\_\_, \_\_\_\_\_, \_\_\_\_\_, \_\_\_\_\_

40, 45, \_\_\_\_\_, \_\_\_\_\_, \_\_\_\_\_, \_\_\_\_\_, \_\_\_\_\_


70, 75, \_\_\_\_\_, \_\_\_\_\_, \_\_\_\_\_, \_\_\_\_\_, \_\_\_\_\_

90, 95, \_\_\_\_\_, \_\_\_\_\_, \_\_\_\_\_, \_\_\_\_\_, \_\_\_\_\_

April 8

# Nile Likes to Play

Nile really likes to play. He loves to ride his bike to the playground.



On the playground, Nile likes to run on the track.

Every time he runs, he runs around it twice. He also likes to go down the slide. Mike also likes to go down the slide. Then Mike and Nile play hide-and-seek.

Playing with friends is so nice!



① Where does Nile ride his bike?

② How many times does Nile run around the track?

③ What game do Nile and Mike play together?

Name \_\_\_\_\_



Count by 10's

				50	
	80				

What comes before?

\_\_\_\_\_, 40, 50

\_\_\_\_\_, 80, 90

\_\_\_\_\_, 50, 60

\_\_\_\_\_, 100, 110

\_\_\_\_\_, 60, 70

\_\_\_\_\_, 20, 30

\_\_\_\_\_, 90, 100

What comes after?

30, 40, \_\_\_\_\_

90, 100, \_\_\_\_\_


60, 70, \_\_\_\_\_

100, 110, \_\_\_\_\_

10, 20, \_\_\_\_\_

80, 90, \_\_\_\_\_

40, 50, \_\_\_\_\_



April 9

# Long o Spelled o\_e

Name: \_\_\_\_\_

Read the sentence. Find the word that finishes the sentence.

She got a  as a gift.

I  we don't have homework.

There is a  in my sock.

He  up at 6:00

I want to go

He ate and ice cream

I wrote a  in the card.

There was a knot in the

rope. | hole | cone. | rose | note | home. | hope | woke

# APRIL AT HOME WORKOUT PPS 2020

SUN

MON

TUE

WED

THU

FRI

SAT

1

National Walking Day: Take a brisk walk outside with a grown up

2

National PBJ and Burrito Day make something healthy as a family

3

Play a tag game or run 3 laps around your house

4

Stretch your muscles today and take in some Vitamin C

5

Help at home and clean: Dust, mop, vacuum. This counts as physical activity

6

Try how many of each exercise you can do in 1 minute: Jumping Jacks, curl up, push up,

7

Set up a toss game with shoe boxes or laundry baskets to toss at. Use socks, tennis balls or news paper .

8

Try Cosmic Kids stretches on a computer with a grown up

9

Spell your name fitness workout

10

Try YouTube fitness Joe Wicks: The Body Coach TV

11

Go for a walk with your pet for National Pet Day

12

Do a scavenger hunt or Easter Egg Hunt- How far will you walk?

13

Dance for 3 songs

14

It's National Gardening Day . Clean your yard or a neighbors yard with a grown up.

15

Try animal movements: Crab walk, Flamingo Stand, Frog Jump, Duck Walk

16

Pick a sports book to read

17

Ride a bike or scooter wearing a helmet

18

Play a board game and add some exercises to it

19

Make something healthy to eat today use HEAL for ideas

20

YouTube Geo Motion TV

21

Make 10 shots shooting a paper ball into a trash can using BEEF ques .

22

Practice tossing and tracking skills by tossing & catching with a ball & cup.

23

Run 4 laps around your yard.

24

YouTube: Taebo Cardio work out. Billy Blanks Kids

25

Go Noodle Day

26

Count how many lateral hops you can complete.

27

Make 10 underhand toss into a basket.

28

10 jumping  
10 arm circles  
10 squats  
10 scissor

29

Go Noodle: Indoor recess

30

Use sidewalk chalk to create a hop scotch course



# Websites to Continue Learning At Home



## READING :

- **Lexia** - Students use it in their classrooms on a regular basis and is a part of our curriculum.
- **Epic** - This site has hundreds of books, including AR books and read alouds. Class Code: gvp7101
- **Storyline Online** - Favorite stories are read by movie stars.
- **Starfall** - Contains content that helps with reading, math and phonics.
- **Cookie** - It contains a variety of reading, phonics and math games.
- **Education.com** - Games are listed by grade, subject and Common Core standards for both reading and math.
- **Follette Destiny** - An online resource of books from our library. Directions for use can be found on our school's FaceBook page. <https://acboe.follettdestiny.com/>
- **ABC Mouse**- This site has tons of curriculum related games for both reading and math. Code: SCHOOL1208
- **Teach Your Monster To Read**-

## MATH :

- **Reflex**- Students login at home to practice math fact fluency.
- **Math Playground**- Students may select grade level and chosen skill. They can challenge themselves and also play against other players.
- **Turtle Diary**- Games are listed based on grade level and skills. They also have videos for many skills as well as free worksheets.
- **Abcya**- Here you will find games your child can play to reinforce math and language arts common core standards.
- **Funbrain**- Play games while practicing math skills. There is also a collection of books to read.
- **Sheppard Software**- There are tons of games to reinforce a multitude of math skills.
- **Arcademics** - It features math and phonics games.
- **Learninggamesforkids.com** - Math games are sorted by grade level and skills.
- **Soft Schools** - There are games and printable worksheets for math and reading.

## Apps:



For more apps go to <https://christiemetz.educatorpages.com>