

LEA Name : New Brighton Area SD  
Address : 3225 43rd St  
New Brighton , PA 15066

County : Beaver  
AUN Number : 127045653  
LEA Type : SD

## Annual Financial Report Accuracy Certification Statement

For Fiscal Year Ending

6/30/2015

Pennsylvania Department of Education


&

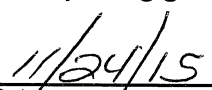
Office of Comptroller Operations

PDE-2056: Intermediate Unit


PDE-2057: School District, AVTS/CTC, Charter School,  
and Special Program Jointure

**CERTIFICATION: By signing this page I agree that the electronic data submitted is a complete and accurate statement of the financial operations and status of the local education agency for the fiscal year. It has been prepared in accordance with generally accepted accounting principles and established Commonwealth of PA reporting guidelines.**

  
\_\_\_\_\_  
Chief School Administrator Signature

  
\_\_\_\_\_  
Date

  
\_\_\_\_\_  
Board Secretary Signature

  
\_\_\_\_\_  
Date

Marydenise M Feroce

\_\_\_\_\_  
Contact Person

mferoce@nbasd.org

\_\_\_\_\_  
Contact Person E-mail Address

(724)843-1795

Ext :404

\_\_\_\_\_  
Contact Person Telephone Number

(724)843-6144

\_\_\_\_\_  
Contact Person Fax Number

EA : 127045653 New Brighton Area SD

Printed 11/24/2015 4:11:37 PM

Page - 1 of 4

| Amounts Expressed in Whole Dollars                     | <u>General Fund</u><br>(10) | <u>Public Purpose</u><br><u>Trust</u><br>(27) | <u>Other Compt</u><br><u>Approved</u><br>(28) | <u>Athletic / Activity</u><br>(29) | <u>Capital Reserve</u><br>(690, 1850)<br>(31) | <u>Capital Reserve</u><br>(1431)<br>(32) | <u>Other Capital</u><br><u>Projects Fund</u><br>(39) |
|--|-----------------------------|---|---|------------------------------------|---|--|--|
| <b>Assets And Deferred Outflows Of Resources</b>       |                             |   |   |                                    |   |  |  |
| <b>Assets</b>  |                             |   |   |                                    |   |  |  |
| 0100 Cash and Cash Equivalents                         | 5,119,679                   |   |   |                                    |   | 448,402                                  | 83,452   |
| 0110 Investments                                       |                             |   |   |                                    |   |  |  |
| 0120 Taxes Receivable                                  | 973,029                     |   |   |                                    |   |  |  |
| 0130 Due From Other Funds                              | 3,718                       |   |   |                                    |   | 862,396                                  |  |
| 0141 Due From Other Governments                        | 1,028,165                   |   |   |                                    |   |  |  |
| 0142 State Revenue Receivable                          |                             |   |   |                                    |   |  |  |
| 0143 Federal Revenue Receivable                        |                             |   |   |                                    |   |  |  |
| 0145 Other Intergovernmental Revenue Receivable        |                             |   |   |                                    |   |  |  |
| 0146 Due from Primary Government                       |                             |   |   |                                    |   |  |  |
| 0147 Due from Component Unit                           |                             |   |   |                                    |   |  |  |
| 0150 Other Receivables                                 | 102,686                     |   |   |                                    |   |  |  |
| 0170 Inventories                                       |                             |   |   |                                    |   |  |  |
| 0180 Prepaid Expenses (Expenditures)                   | 17,132                      |   |   |                                    |   |  |  |
| 0190 Other Current Assets                              |                             |   |   |                                    |   |  |  |
| <b>Total Assets</b>                                    | <b>7,244,409</b>            |   |   |                                    |   | <b>1,310,798</b>                         | <b>83,452</b>  |
| 0910 Deferred Outflows of Resources                    |                             |   |   |                                    |   |  |  |
| <b>Total Assets And Deferred Outflows Of Resources</b> | <b>7,244,409</b>            |   |   |                                    |   | <b>1,310,798</b>                         | <b>83,452</b>  |

EA : 127045653 New Brighton Area SD

Printed 11/24/2015 4:11:37 PM

Page - 2 of 4

| Amounts Expressed in Whole Dollars                     | <u>Debt Service</u><br>(40) | <u>Permanent</u><br>(90) | <u>Total Governmental</u><br><u>Funds</u> |
|--|-----------------------------|--------------------------|---|
| <b>Assets And Deferred Outflows Of Resources</b>       |                             |                          |   |
| <b>Assets</b>  |                             |                          |   |
| 0100 Cash and Cash Equivalents                         |                             |                          | 5,651,533                                 |
| 0110 Investments                                       |                             |                          |   |
| 0120 Taxes Receivable                                  |                             |                          | 973,029                                   |
| 0130 Due From Other Funds                              |                             |                          | 866,114                                   |
| 0141 Due From Other Governments                        |                             |                          | 1,028,165                                 |
| 0142 State Revenue Receivable                          |                             |                          |   |
| 0143 Federal Revenue Receivable                        |                             |                          |   |
| 0145 Other Intergovernmental Revenue Receivable        |                             |                          |   |
| 0146 Due from Primary Government                       |                             |                          |   |
| 0147 Due from Component Unit                           |                             |                          |   |
| 0150 Other Receivables                                 |                             |                          | 102,686                                   |
| 0170 Inventories                                       |                             |                          |   |
| 0180 Prepaid Expenses (Expenditures)                   |                             |                          | 17,132                                    |
| 0190 Other Current Assets                              |                             |                          |   |
| <b>Total Assets</b>                                    |                             |                          | <b>8,638,659</b>                          |
| 0910 Deferred Outflows of Resources                    |                             |                          |   |
| <b>Total Assets And Deferred Outflows Of Resources</b> |                             |                          | <b>8,638,659</b>                          |

EA : 127045653 New Brighton Area SD

Printed 11/24/2015 4:11:37 PM

Page - 3 of 4

| Amounts Expressed in Whole Dollars  | <u>General Fund</u><br>(10) | <u>Public Purpose</u><br><u>Trust</u><br>(27) | <u>Other Compt</u><br><u>Approved</u><br>(28) | <u>Athletic / Activity</u><br>(29) | <u>Capital Reserve</u><br>(690, 1850)<br>(31) | <u>Capital Reserve</u><br>(1431)<br>(32) | <u>Other Capital</u><br><u>Projects Fund</u><br>(39) |
|---|-----------------------------|---|---|------------------------------------|---|--|--|
| <b>Liabilities And Deferred Inflows Of Resources And Fund Balances</b>    |                             |   |   |                                    |   |  |  |
| <b>Liabilities</b>  |                             |   |   |                                    |   |  |  |
| 0400 Due to Other Funds   | 862,396                     |   |   |                                    |   |  |  |
| 0411 Due to Other Governments   |                             |   |   |                                    |   |  |  |
| 0412 Due to Primary Government  |                             |   |   |                                    |   |  |  |
| 0413 Due to Component Unit  |                             |   |   |                                    |   |  |  |
| 0420 Accounts Payable   | 408,523                     |   |   |                                    |   |  |  |
| 0430 Contracts Payable  |                             |   |   |                                    |   |  | 22,151   |
| 0440 Current Portion of Long-Term Debt                                    |                             |   |   |                                    |   |  |  |
| 0450 Short-Term Payables  |                             |   |   |                                    |   |  |  |
| 0461 Accrued Salaries and Benefits  | 2,273,154                   |   |   |                                    |   |  |  |
| 0462 Payroll Deductions and Withholding                                   |                             |   |   |                                    |   |  |  |
| 0480 Unearned Revenues  |                             |   |   |                                    |   |  |  |
| 0490 Other Current Liabilities  |                             |   |   |                                    |   |  |  |
| <b>Total Liabilities</b>  | <b>3,544,073</b>            |   |   |                                    |   |  | <b>22,151</b>  |
| 0950 Deferred Inflows of Resources  | 714,345                     |   |   |                                    |   |  |  |
| <b>Fund Balances</b>  |                             |   |   |                                    |   |  |  |
| 0810 Nonspendable Fund Balance  | 17,132                      |   |   |                                    |   |  |  |
| 0820 Restricted Fund Balance  |                             |   |   |                                    |   |  | 61,301   |
| 0830 Committed Fund Balance   | 250,000                     |   |   |                                    |   | 1,310,798                                |  |
| 0840 Assigned Fund Balance  | 927,053                     |   |   |                                    |   |  |  |
| 0850 Unassigned Fund Balance  | 1,791,806                   |   |   |                                    |   |  |  |
| <b>Total Fund Balances</b>  | <b>2,985,991</b>            |   |   |                                    |   | <b>1,310,798</b>                         | <b>61,301</b>  |
| <b>Total Liabilities, Deferred Inflows Of Resources And Fund Balances</b> | <b>7,244,409</b>            |   |   |                                    |   | <b>1,310,798</b>                         | <b>83,452</b>  |



EA : 127045653 New Brighton Area SD

Printed 11/24/2015 4:11:37 PM

Page - 4 of 4

| Amounts Expressed in Whole Dollars  | <u>Debt Service</u><br>(40) | <u>Permanent</u><br>(90) | <u>Total Governmental</u><br><u>Funds</u> |
|---|-----------------------------|--------------------------|---|
| <b>Liabilities And Deferred Inflows Of Resources And Fund Balances</b>    |                             |                          |   |
| <b>Liabilities</b>  |                             |                          |   |
| 0400 Due to Other Funds   |                             |                          | 862,396                                   |
| 0411 Due to Other Governments   |                             |                          |   |
| 0412 Due to Primary Government  |                             |                          |   |
| 0413 Due to Component Unit  |                             |                          |   |
| 0420 Accounts Payable   |                             |                          | 408,523                                   |
| 0430 Contracts Payable  |                             |                          | 22,151                                    |
| 0440 Current Portion of Long-Term Debt                                    |                             |                          |   |
| 0450 Short-Term Payables  |                             |                          |   |
| 0461 Accrued Salaries and Benefits  |                             |                          | 2,273,154                                 |
| 0462 Payroll Deductions and Withholding                                   |                             |                          |   |
| 0480 Unearned Revenues  |                             |                          |   |
| 0490 Other Current Liabilities  |                             |                          |   |
| <b>Total Liabilities</b>  |                             |                          | <b>3,566,224</b>                          |
| 0950 Deferred Inflows of Resources  |                             |                          | 714,345                                   |
| <b>Fund Balances</b>  |                             |                          |   |
| 0810 Nonspendable Fund Balance  |                             |                          | 17,132                                    |
| 0820 Restricted Fund Balance  |                             |                          | 61,301                                    |
| 0830 Committed Fund Balance   |                             |                          | 1,560,798                                 |
| 0840 Assigned Fund Balance  |                             |                          | 927,053                                   |
| 0850 Unassigned Fund Balance  |                             |                          | 1,791,806                                 |
| <b>Total Fund Balances</b>  |                             |                          | <b>4,358,090</b>                          |
| <b>Total Liabilities, Deferred Inflows Of Resources And Fund Balances</b> |                             |                          | <b>8,638,659</b>                          |

EA : 127045653 New Brighton Area SD

Printed 11/24/2015 4:11:39 PM

Page - 1 of 4

## Amounts Expressed in Whole Dollars

|  | <u>General Fund</u><br>(10) | <u>Public Purpose Trust</u><br>(27) | <u>Other Compt Approved</u><br>(28) | <u>Athletic / Activity</u><br>(29) | <u>Capital Reserve</u> (690,<br>1850<br>(31) |
|--|-----------------------------|-------------------------------------|-------------------------------------|------------------------------------|--|
| <b>Revenues</b>  |                             |                                     |                                     |                                    |  |
| 6000 Revenue from Local Sources                                    | 6,406,237                   |                                     |                                     |                                    |  |
| 7000 Revenue from State Sources                                    | 14,992,125                  |                                     |                                     |                                    |  |
| 8000 Revenue from Federal Sources                                  | 808,508                     |                                     |                                     |                                    |  |
| <b>Total Revenues</b>  | <b>22,206,870</b>           |                                     |                                     |                                    |  |
| <b>Expenditures</b>  |                             |                                     |                                     |                                    |  |
| 1000 Instruction   | 12,700,770                  |                                     |                                     |                                    |  |
| 2000 Support Services  | 6,291,463                   |                                     |                                     |                                    |  |
| 3000 Operation of Non-Instructional Services                       | 659,968                     |                                     |                                     |                                    |  |
| 4000 Facilities Acquisition, Construction and Improvement Services | 172,694                     |                                     |                                     |                                    |  |
| 5110 Debt Service  | 1,658,573                   |                                     |                                     |                                    |  |
| 5130 Refund of Prior Year Revenues / Receipts                      | 7                           |                                     |                                     |                                    |  |
| 5140 Short-Term Borrowing – Interest and Costs                     |                             |                                     |                                     |                                    |  |
| <b>Total Expenditures</b>  | <b>21,483,475</b>           |                                     |                                     |                                    |  |
| <b>Excess (Deficiency) Of Revenues Over Expenditures</b>           | <b>723,395</b>              |                                     |                                     |                                    |  |
| <b>Other Financing Sources (Uses)</b>                              |                             |                                     |                                     |                                    |  |
| 9110 Face Value of Bonds Issued                                    |                             |                                     |                                     |                                    |  |
| 9120 Proceeds from Refunding of Bonds                              |                             |                                     |                                     |                                    |  |
| 9130 Bond Premiums   |                             |                                     |                                     |                                    |  |
| 9200 Proceeds from Extended-Term Financing                         |                             |                                     |                                     |                                    |  |
| 9300 Interfund Transfers - IN                                      |                             |                                     |                                     |                                    |  |
| 9400 Sale of or Compensation for Loss of Fixed Assets              |                             |                                     |                                     |                                    |  |
| 9710 Transfers from Component Units                                |                             |                                     |                                     |                                    |  |
| 9720 Transfers from Primary Governments                            |                             |                                     |                                     |                                    |  |
| 9910 Other Financing Sources Not Listed in the 9000 Series         |                             |                                     |                                     |                                    |  |
| 9990 Insurance Recoveries  |                             |                                     |                                     |                                    |  |
| 5120 Debt Service – Refunded Bonds                                 |                             |                                     |                                     |                                    |  |
| 5150 Bond Discounts  |                             |                                     |                                     |                                    |  |
| 5200 Interfund Transfers – Out                                     | 45,635                      |                                     |                                     |                                    |  |
| 5300 Transfers Out to Component Units/Primary Governments          |                             |                                     |                                     |                                    |  |
| <b>Total Other Financing Sources (Uses)</b>                        | <b>(45,635)</b>             |                                     |                                     |                                    |  |

EA : 127045653 New Brighton Area SD

Printed 11/24/2015 4:11:39 PM

Page - 2 of 4

| Amounts Expressed in Whole Dollars                                 | Capital Reserve (1431)<br>(32) | Other Capital Projects<br>Fund<br>(39) | Debt Service<br>(40) | Permanent<br>(90) | Total Governmental<br>Funds |
|--|--------------------------------|--|----------------------|-------------------|-----------------------------|
| <b>Revenues</b>  |                                |  |                      |                   |                             |
| 6000 Revenue from Local Sources                                    | 79                             | 332                                    |                      |                   | 6,406,640                   |
| 7000 Revenue from State Sources                                    |                                |  |                      |                   | 14,992,120                  |
| 8000 Revenue from Federal Sources                                  |                                |  |                      |                   | 808,500                     |
| <b>Total Revenues</b>  | <b>79</b>                      | <b>332</b>                             |                      |                   | <b>22,207,260</b>           |
| <b>Expenditures</b>  |                                |  |                      |                   |                             |
| 1000 Instruction   |                                |  |                      |                   | 12,700,770                  |
| 2000 Support Services  |                                |  |                      |                   | 6,291,460                   |
| 3000 Operation of Non-Instructional Services                       |                                |  |                      |                   | 659,960                     |
| 4000 Facilities Acquisition, Construction and Improvement Services |                                | 1,590,892                              |                      |                   | 1,763,580                   |
| 5110 Debt Service  |                                |  |                      |                   | 1,658,570                   |
| 5130 Refund of Prior Year Revenues / Receipts                      |                                |  |                      |                   |                             |
| 5140 Short-Term Borrowing – Interest and Costs                     |                                |  |                      |                   |                             |
| <b>Total Expenditures</b>  |                                | <b>1,590,892</b>                       |                      |                   | <b>23,074,360</b>           |
| <b>Excess (Deficiency) Of Revenues Over Expenditures</b>           | <b>79</b>                      | <b>(1,590,560)</b>                     |                      |                   | <b>(867,086)</b>            |
| <b>Other Financing Sources (Uses)</b>                              |                                |  |                      |                   |                             |
| 9110 Face Value of Bonds Issued                                    |                                |  |                      |                   |                             |
| 9120 Proceeds from Refunding of Bonds                              |                                |  |                      |                   |                             |
| 9130 Bond Premiums   |                                |  |                      |                   |                             |
| 9200 Proceeds from Extended-Term Financing                         |                                |  |                      |                   |                             |
| 9300 Interfund Transfers - IN                                      |                                |  |                      |                   |                             |
| 9400 Sale of or Compensation for Loss of Fixed Assets              |                                |  |                      |                   |                             |
| 9710 Transfers from Component Units                                |                                |  |                      |                   |                             |
| 9720 Transfers from Primary Governments                            |                                |  |                      |                   |                             |
| 9910 Other Financing Sources Not Listed in the 9000 Series         |                                |  |                      |                   |                             |
| 9990 Insurance Recoveries  |                                |  |                      |                   |                             |
| 5120 Debt Service – Refunded Bonds                                 |                                |  |                      |                   |                             |
| 5150 Bond Discounts  |                                |  |                      |                   |                             |
| 5200 Interfund Transfers – Out                                     |                                |  |                      |                   | 45,635                      |
| 5300 Transfers Out to Component Units/Primary Governments          |                                |  |                      |                   |                             |
| <b>Total Other Financing Sources (Uses)</b>                        |                                |  |                      |                   | <b>(45,635)</b>             |

Amounts Expressed in Whole Dollars

|  | <u>General Fund</u><br><u>(10)</u> | <u>Public Purpose Trust</u><br><u>(27)</u> | <u>Other Compt Approved</u><br><u>(28)</u> | <u>Athletic / Activity</u><br><u>(29)</u> | <u>Capital Reserve</u> <u>(690,</u><br><u>1850</u><br><u>(31)</u> |
|--|------------------------------------|--|--|---|---|
| <b>Special And Extraordinary Items</b>       |                                    |  |  |   |   |
| 9920 Special Items – Gains                   |                                    |  |  |   |   |
| 9930 Extraordinary Items – Gains             |                                    |  |  |   |   |
| 5520 Special Items – Losses                  |                                    |  |  |   |   |
| 5530 Extraordinary Items – Losses            |                                    |  |  |   |   |
| <b>Net Change In Fund Balances</b>           | <b>677,760</b>                     |  |  |   |   |
| <b>Fund Balance</b>                          |                                    |  |  |   |   |
| 0001 Fund Balance - Beginning of Fiscal Year | 2,308,232                          |  |  |   |   |
| <b>Fund Balance - End Of Year</b>            | <b>2,985,992</b>                   |  |  |   |   |

EA : 127045653 New Brighton Area SD

Printed 11/24/2015 4:11:39 PM

Page - 4 of 4

Amounts Expressed in Whole Dollars

Capital Reserve (1431)  
(32)Other Capital Projects  
Fund  
(39)Debt Service  
(40)Permanent  
(90)Total Governmental  
Funds**Special And Extraordinary Items**

9920 Special Items – Gains

9930 Extraordinary Items – Gains

5520 Special Items – Losses

5530 Extraordinary Items – Losses

**Net Change In Fund Balances**

79

(1,590,560)

(912,721)

**Fund Balance**

0001 Fund Balance - Beginning of Fiscal Year

1,310,719

1,651,861

5,270,811

**Fund Balance - End Of Year**

1,310,798

61,301

4,358,091

EA : 127045653 New Brighton Area SD

Printed 11/24/2015 4:11:40 PM

Page - 1 of 2

| Amounts Expressed in Whole Dollars                     | <u>Food Service</u><br>(51) | <u>Child Care</u><br><u>Operations</u><br>(52) | <u>Other Enterprise</u><br><u>Funds</u><br>(58) | <u>TOTAL</u>   | <u>Internal Service</u><br>(60) |
|--|-----------------------------|--|---|----------------|---------------------------------|
| <b>Assets And Deferred Outflows Of Resources</b>       |                             |  |   |                |                                 |
| <b>Current Assets</b>                                  |                             |  |   |                |                                 |
| 0100 Cash and Cash Equivalents                         | 66,681                      |  |   | 66,681         |                                 |
| 0110 Investments                                       |                             |  |   |                |                                 |
| 0130 Due From Other Funds                              |                             |  |   |                |                                 |
| 0141 Due From Other Governments                        | 11,011                      |  |   | 11,011         |                                 |
| 0142 State Revenue Receivable                          |                             |  |   |                |                                 |
| 0143 Federal Revenue Receivable                        |                             |  |   |                |                                 |
| 0146 Due from Primary Government                       |                             |  |   |                |                                 |
| 0147 Due from Component Unit                           |                             |  |   |                |                                 |
| 0150 Other Receivables                                 | 4,843                       |  |   | 4,843          |                                 |
| 0170 Inventories                                       | 12,777                      |  |   | 12,777         |                                 |
| 0180 Prepaid Expenses (Expenditures)                   |                             |  |   |                |                                 |
| 0190 Other Current Assets                              |                             |  |   |                |                                 |
| <b>Total Current Assets</b>                            | <b>95,312</b>               |  |   | <b>95,312</b>  |                                 |
| <b>Noncurrent Assets</b>                               |                             |  |   |                |                                 |
| 0211 Land  |                             |  |   |                |                                 |
| 0212 Site Improvements (Net)                           |                             |  |   |                |                                 |
| 0220 Buildings and Building Improvements (Net)         |                             |  |   |                |                                 |
| 0230 Machinery, Equipment and Furniture (Net)          | 28,604                      |  |   | 28,604         |                                 |
| 0250 Construction in Progress                          |                             |  |   |                |                                 |
| 0260 Long Term Prepayments                             |                             |  |   |                |                                 |
| 0290 Other Noncurrent Assets                           |                             |  |   |                |                                 |
| <b>Total Noncurrent Assets</b>                         | <b>28,604</b>               |  |   | <b>28,604</b>  |                                 |
| 0910 Deferred Outflows of Resources                    |                             |  |   |                |                                 |
| <b>Total Assets And Deferred Outflows Of Resources</b> | <b>123,916</b>              |  |   | <b>123,916</b> |                                 |

EA : 127045653 New Brighton Area SD

Printed 11/24/2015 4:11:40 PM

Page - 2 of 2

| Amounts Expressed in Whole Dollars  | <u>Food Service</u><br>(51) | <u>Child Care</u><br><u>Operations</u><br>(52) | <u>Other Enterprise</u><br><u>Funds</u><br>(58) | <u>TOTAL</u>    | <u>Internal Service</u><br>(60) |
|---|-----------------------------|--|---|-----------------|---------------------------------|
| <b>Liabilities And Deferred Inflows Of Resources And Net Position</b>       |                             |  |   |                 |                                 |
| <b>Current Liabilities</b>  |                             |  |   |                 |                                 |
| 0400 Due to Other Funds   | 3,718                       |  |   | 3,718           |                                 |
| 0411 Due to Other Governments   |                             |  |   |                 |                                 |
| 0413 Due to Component Unit  |                             |  |   |                 |                                 |
| 0420 Accounts Payable   | 189,691                     |  |   | 189,691         |                                 |
| 0430 Contracts Payable  |                             |  |   |                 |                                 |
| 0440 Current Portion of Long-Term Debt                                      |                             |  |   |                 |                                 |
| 0450 Short-Term Payables  |                             |  |   |                 |                                 |
| 0461 Accrued Salaries and Benefits  |                             |  |   |                 |                                 |
| 0462 Payroll Deductions and Withholding                                     |                             |  |   |                 |                                 |
| 0480 Unearned Revenues  |                             |  |   |                 |                                 |
| 0490 Other Current Liabilities  |                             |  |   |                 |                                 |
| <b>Total Current Liabilities</b>  | <b>193,409</b>              |  |   | <b>193,409</b>  |                                 |
| <b>Noncurrent Liabilities</b>   |                             |  |   |                 |                                 |
| 0510 Bonds Payable  |                             |  |   |                 |                                 |
| 0520 Extended-Term Financing Agreements Payable                             |                             |  |   |                 |                                 |
| 0530 Lease-Purchase Obligations   |                             |  |   |                 |                                 |
| 0540 Accumulated Compensated Absences                                       |                             |  |   |                 |                                 |
| 0550 Authority Lease Obligations  |                             |  |   |                 |                                 |
| 0599 Other Long-Term Liabilities  |                             |  |   |                 |                                 |
| <b>Total Noncurrent Liabilities</b>   |                             |  |   |                 |                                 |
| <b>Total Liabilities</b>  | <b>193,409</b>              |  |   | <b>193,409</b>  |                                 |
| 0950 Deferred Inflows of Resources  |                             |  |   |                 |                                 |
| <b>Net Position</b>   |                             |  |   |                 |                                 |
| 0791 Invested in Capital Assets, Net of Related Debt                        | 28,604                      |  |   | 28,604          |                                 |
| 0008 Restricted Net Position (0792 – 0798)                                  |                             |  |   |                 |                                 |
| 0799 Unrestricted Net Position  | (98,097)                    |  |   | (98,097)        |                                 |
| <b>Total Net Position</b>   | <b>(69,493)</b>             |  |   | <b>(69,493)</b> |                                 |
| <b>Total Liabilities And Deferred Inflows Of Resources And Net Position</b> | <b>123,916</b>              |  |   | <b>123,916</b>  |                                 |

## Amounts Expressed in Whole Dollars

|   | <u>Food Service</u><br>(51) | <u>Child Care Operations</u><br>(52) | <u>Other Enterprise Funds</u><br>(58) | <u>TOTAL</u>     | <u>Internal Service</u><br>(60) |
|---|-----------------------------|--------------------------------------|---------------------------------------|------------------|---------------------------------|
| <b>Operating Revenues</b>                               |                             |                                      |                                       |                  |                                 |
| 6600 Food Service Revenue                               | 311,456                     |                                      |                                       | 311,456          |                                 |
| 0071 Charges for Services                               |                             |                                      |                                       |                  |                                 |
| 0072 Other Operating Revenue                            |                             |                                      |                                       |                  |                                 |
| <b>Total Operating Revenues</b>                         | <b>311,456</b>              |                                      |                                       | <b>311,456</b>   |                                 |
| <b>Operating Expenses</b>                               |                             |                                      |                                       |                  |                                 |
| 100 Personnel Services – Salaries                       |                             |                                      |                                       |                  |                                 |
| 200 Personnel Services – Employee Benefits              |                             |                                      |                                       |                  |                                 |
| 300 Purchased Professional and Technical Services       |                             |                                      |                                       |                  |                                 |
| 400 Purchased Property Services                         |                             |                                      |                                       |                  |                                 |
| 500 Other Purchased Services                            | 798,349                     |                                      |                                       | 798,349          |                                 |
| 600 Supplies  | 56,150                      |                                      |                                       | 56,150           |                                 |
| 740 Depreciation  | 20,387                      |                                      |                                       | 20,387           |                                 |
| 810 Dues and Fees                                       | 917                         |                                      |                                       | 917              |                                 |
| 890 Miscellaneous Expenditures                          | 1,000                       |                                      |                                       | 1,000            |                                 |
| <b>Total Operating Expenses</b>                         | <b>876,803</b>              |                                      |                                       | <b>876,803</b>   |                                 |
| <b>Operating Income (Loss)</b>                          | <b>(565,347)</b>            |                                      |                                       | <b>(565,347)</b> |                                 |
| <b>Non Operating Revenues (Expenses)</b>                |                             |                                      |                                       |                  |                                 |
| 6500 Earnings on Investments                            |                             |                                      |                                       |                  |                                 |
| 6920 Contributions and Donations from Private Sources   |                             |                                      |                                       |                  |                                 |
| 6930 Gains or Losses on Sale of Fixed Assets            |                             |                                      |                                       |                  |                                 |
| 6991 Refunds of a Prior Year Expenditure                |                             |                                      |                                       |                  |                                 |
| 7000 Revenue from State Sources                         | 28,092                      |                                      |                                       | 28,092           |                                 |
| 8000 Revenue from Federal Sources                       | 520,034                     |                                      |                                       | 520,034          |                                 |
| 820 Claims and Judgments Against the LEA                |                             |                                      |                                       |                  |                                 |
| 830 Interest  |                             |                                      |                                       |                  |                                 |
| <b>TOTAL Non Operating Revenues (Expenses)</b>          | <b>548,126</b>              |                                      |                                       | <b>548,126</b>   |                                 |
| <b>Income (Loss) Before Contributions And Transfers</b> | <b>(17,221)</b>             |                                      |                                       | <b>(17,221)</b>  |                                 |



| Amounts Expressed in Whole Dollars                         | <u>Food Service</u><br>(51) | <u>Child Care Operations</u><br>(52) | <u>Other Enterprise Funds</u><br>(58) | <u>TOTAL</u>    | <u>Internal Service</u><br>(60) |
|--|-----------------------------|--------------------------------------|---------------------------------------|-----------------|---------------------------------|
| <b>Contributions And Transfers</b>                         |                             |                                      |                                       |                 |                                 |
| 5200 Interfund Transfers – Out                             |                             |                                      |                                       |                 |                                 |
| 5300 Transfers Out to Component Units/Primary Governments  |                             |                                      |                                       |                 |                                 |
| 9300 Interfund Transfers - IN                              | 45,635                      |                                      |                                       | 45,635          |                                 |
| 9500 Capital Contributions                                 |                             |                                      |                                       |                 |                                 |
| 9700 Transfers IN From Component Units/Primary Governments |                             |                                      |                                       |                 |                                 |
| <b>Change In Net Position</b>                              | <b>28,414</b>               |                                      |                                       | <b>28,414</b>   |                                 |
| 0002 Net Position - Beginning of Fiscal Year               | (122,261)                   |                                      |                                       | (122,261)       |                                 |
| 0003 Accounting Changes / Residual Equity Transfers        | 24,354                      |                                      |                                       | 24,354          |                                 |
| <b>Net Position - End Of Year</b>                          | <b>(69,493)</b>             |                                      |                                       | <b>(69,493)</b> |                                 |

EA : 127045653 New Brighton Area SD

Printed 11/24/2015 4:11:43 PM

Page - 1 of :

| Amounts Expressed in Whole Dollars  | <u>Food Service</u><br>(51) | <u>Child Care Operations</u><br>(52) | <u>Other Enterprise Funds</u><br>(58) | <u>TOTAL</u>     | <u>Internal Service</u> (60) |
|---|-----------------------------|--------------------------------------|---------------------------------------|------------------|------------------------------|
| <b>Cash Flows From Operating Activities</b>                                 |                             |                                      |                                       |                  |                              |
| 0011 Cash Received From Users   | 308,582                     |                                      |                                       | 308,582          |                              |
| 0012 Cash Received From Assessments Made to Other Funds                     |                             |                                      |                                       |                  |                              |
| 0013 Cash Received From Earnings on Investments                             |                             |                                      |                                       |                  |                              |
| 0014 Cash Received From Other Operating Revenue                             |                             |                                      |                                       |                  |                              |
| 0015 Cash Payments to Employees For Services                                |                             |                                      |                                       |                  |                              |
| 0016 Cash Payments For Insurance Claims                                     | 796,103                     |                                      |                                       | 796,103          |                              |
| 0017 Cash Payments to Suppliers For Goods and Services                      | 48,369                      |                                      |                                       | 48,369           |                              |
| 0018 Cash Payments For Other Operating Expenses                             | 917                         |                                      |                                       | 917              |                              |
| <b>Net Cash Provided By (Used For) Operating Activities</b>                 | <b>(536,807)</b>            |                                      |                                       | <b>(536,807)</b> |                              |
| <b>Cash Flows From Non-Capital Financing Activities</b>                     |                             |                                      |                                       |                  |                              |
| 0021 Local Sources - 6000   | 45,635                      |                                      |                                       | 45,635           |                              |
| 0022 State Sources - 7000   | 31,573                      |                                      |                                       | 31,573           |                              |
| 0023 Federal Sources -8000  | 501,514                     |                                      |                                       | 501,514          |                              |
| 0024 Notes and Loans Received (Repaid)                                      |                             |                                      |                                       |                  |                              |
| 0025 Interest Paid on Notes/Loans - 5100-830                                |                             |                                      |                                       |                  |                              |
| 0026 Operating Transfers In (Out)/Residual Equity Trans                     |                             |                                      |                                       |                  |                              |
| 0027 Operating Transfers In (Out) Primary Government / Comp Unit            |                             |                                      |                                       |                  |                              |
| 0028 Refund of Prior Year Expenditures - 6991                               |                             |                                      |                                       |                  |                              |
| <b>Net Cash Prov By (Used for) Non-Capital Financing Activities</b>         | <b>578,722</b>              |                                      |                                       | <b>578,722</b>   |                              |
| <b>Cash Flows From Capital and Related Financing Activities</b>             |                             |                                      |                                       |                  |                              |
| 0031 Fac Acq, Const, and Imp - 4000   |                             |                                      |                                       |                  |                              |
| 0032 Gain / (Loss) on Sale of Fixed Assets - 6930                           |                             |                                      |                                       |                  |                              |
| 0033 Proceeds From Extended Term Financing - 9200                           |                             |                                      |                                       |                  |                              |
| 0034 Principal Paid on Financing Agreements                                 |                             |                                      |                                       |                  |                              |
| 0035 Interest Paid on Financing Agreements - 5100-830                       |                             |                                      |                                       |                  |                              |
| 0036 (Inc) Dec in Contributed Capital                                       |                             |                                      |                                       |                  |                              |
| <b>Net Cash Prov By (Used for) Capital and Related Financing Activities</b> |                             |                                      |                                       |                  |                              |
| <b>Cash Flows From Investing Activities</b>                                 |                             |                                      |                                       |                  |                              |
| 0041 Earnings on Investments - 6500   |                             |                                      |                                       |                  |                              |
| 0042 Purchase of Inv Securities / Deposits to Inv Pools                     |                             |                                      |                                       |                  |                              |
| 0043 Withdrawals from Investment Pools                                      |                             |                                      |                                       |                  |                              |
| 0044 Proceeds from Sale and Maturity of Inv Securities                      |                             |                                      |                                       |                  |                              |
| 0045 Loans Received (Paid)  |                             |                                      |                                       |                  |                              |
| <b>Net Cash Prov By (Used for) Investing Activities</b>                     |                             |                                      |                                       |                  |                              |

.EA : 127045653 New Brighton Area SD

Printed 11/24/2015 4:11:43 PM

Page - 2 of 3

|   | <u>Food Service</u><br>(51) | <u>Child Care Operations</u><br>(52) | <u>Other Enterprise Funds</u><br>(58) | <u>TOTAL</u>     | <u>Internal Service</u><br>(60) |
|---|-----------------------------|--------------------------------------|---------------------------------------|------------------|---------------------------------|
| <b>Net Increase (Decrease) in Cash Flows</b>              | <b>41,915</b>               |                                      |                                       | <b>41,915</b>    |                                 |
| 0004 Cash and Cash Equivalents Beginning of Year          | 24,766                      |                                      |                                       | 24,766           |                                 |
| <b>Cash and Cash Equivalents at Year End</b>              | <b>66,681</b>               |                                      |                                       | <b>66,681</b>    |                                 |
| <hr/>   |                             |                                      |                                       |                  |                                 |
| 0005 Operating Income (Loss) per REP                      | (565,347)                   |                                      |                                       | (565,347)        |                                 |
| <b>Adjustments</b>  |                             |                                      |                                       |                  |                                 |
| 0051 Depreciation and Net Amortization                    | 20,387                      |                                      |                                       | 20,387           |                                 |
| 0052 Provision for Uncollectible Accounts                 |                             |                                      |                                       |                  |                                 |
| 0053 Other Adjustments                                    |                             |                                      |                                       |                  |                                 |
| 0054 (Inc) Dec In Accounts Receivable (0120-0150)         | (2,874)                     |                                      |                                       | (2,874)          |                                 |
| 0055 Advances to Other Funds (0160)                       |                             |                                      |                                       |                  |                                 |
| 0056 (Inc) Dec in Inventories (0170)                      | 8,781                       |                                      |                                       | 8,781            |                                 |
| 0057 (Inc) Dec in Prepaid Expenses (0180)                 |                             |                                      |                                       |                  |                                 |
| 0058 (Inc) Dec in Other Current or Noncurrent Assets      |                             |                                      |                                       |                  |                                 |
| 0059 Inc (Dec) in Accounts Payable (0400-0450)            | 2,246                       |                                      |                                       | 2,246            |                                 |
| 0060 Inc (Dec) in Accrued Salaries/Benefits (0461)        |                             |                                      |                                       |                  |                                 |
| 0061 Inc (Dec) in Payroll Deductions/Withholding (0462)   |                             |                                      |                                       |                  |                                 |
| 0062 Inc (Dec) in Unearned Revenue (0480)                 |                             |                                      |                                       |                  |                                 |
| 0063 Inc (Dec) in Other Current or Noncurrent Liabilities |                             |                                      |                                       |                  |                                 |
| <b>Total Adjustments</b>                                  | <b>28,540</b>               |                                      |                                       | <b>28,540</b>    |                                 |
| <b>Cash Provided By (Used for) Total</b>                  | <b>(536,807)</b>            |                                      |                                       | <b>(536,807)</b> |                                 |

COMBINED STATEMENT OF CASH FLOWS  
SCHEDULE OF NONCASH INVESTING, CAPITAL, AND FINANCING ACTIVITIES

| Explanation of Transaction and Balance Sheet Effect | Amount |
|---|--------|
| Total   |        |

.EA : 127045653 New Brighton Area SD

Printed 11/24/2015 4:11:44 PM

Page - 1 of 1

| Amounts Expressed in Whole Dollars                     | <u>Private Purpose Trust</u><br>(71) | <u>Investment Trust</u><br>(72) | <u>Pension Trust</u><br>(73) | <u>Activity</u><br>(81) | <u>Other Agency</u><br>(89) |
|--|--------------------------------------|---------------------------------|------------------------------|-------------------------|-----------------------------|
| <b>Assets And Deferred Outflows Of Resources</b>       |                                      |                                 |                              |                         |                             |
| <b>Assets</b>  |                                      |                                 |                              |                         |                             |
| 0100 Cash and Cash Equivalents                         | 78,020                               |                                 |                              |                         |                             |
| 0110 Investments                                       |                                      |                                 |                              |                         |                             |
| 0130 Due From Other Funds                              |                                      |                                 |                              |                         |                             |
| 0147 Due from Component Unit                           |                                      |                                 |                              |                         |                             |
| 0150 Other Receivables                                 |                                      |                                 |                              |                         |                             |
| 0170 Inventories                                       |                                      |                                 |                              |                         |                             |
| 0180 Prepaid Expenses (Expenditures)                   |                                      |                                 |                              |                         |                             |
| 0190 Other Current Assets                              |                                      |                                 |                              |                         |                             |
| 0220 Buildings and Building Improvements (Net)         |                                      |                                 |                              |                         |                             |
| 0230 Machinery, Equipment and Furniture (Net)          |                                      |                                 |                              |                         |                             |
| <b>Total Assets</b>                                    | <b>78,020</b>                        |                                 |                              |                         |                             |
| 0910 Deferred Outflows of Resources                    |                                      |                                 |                              |                         |                             |
| <b>Total Assets And Deferred Outflows Of Resources</b> | <b>78,020</b>                        |                                 |                              |                         |                             |

.EA : 127045653 New Brighton Area SD

Printed 11/24/2015 4:11:44 PM

Page - 2 of .

Amounts Expressed in Whole Dollars

|  | <u>Discrete Component</u><br><u>Units</u><br><u>(98)</u> | <u>Discrete Component</u><br><u>Units</u><br><u>(99)</u> | <u>Total Fiduciary Funds</u> |
|--|--|--|------------------------------|
| <b>Assets And Deferred Outflows Of Resources</b>       |  |  |                              |
| <b>Assets</b>  |  |  |                              |
| 0100 Cash and Cash Equivalents                         |  |  | 78,020                       |
| 0110 Investments                                       |  |  |                              |
| 0130 Due From Other Funds                              |  |  |                              |
| 0147 Due from Component Unit                           |  |  |                              |
| 0150 Other Receivables                                 |  |  |                              |
| 0170 Inventories                                       |  |  |                              |
| 0180 Prepaid Expenses (Expenditures)                   |  |  |                              |
| 0190 Other Current Assets                              |  |  |                              |
| 0220 Buildings and Building Improvements (Net)         |  |  |                              |
| 0230 Machinery, Equipment and Furniture (Net)          |  |  |                              |
| <b>Total Assets</b>                                    |  |  | <b>78,020</b>                |
| 0910 Deferred Outflows of Resources                    |  |  |                              |
| <b>Total Assets And Deferred Outflows Of Resources</b> |  |  | <b>78,020</b>                |

.EA : 127045653 New Brighton Area SD

Printed 11/24/2015 4:11:44 PM

Page - 3 of 4

| Amounts Expressed in Whole Dollars                                       | <u>Private Purpose Trust</u><br>(71) | <u>Investment Trust</u><br>(72) | <u>Pension Trust</u><br>(73) | <u>Activity</u><br>(81) | <u>Other Agency</u><br>(89) |
|--|--------------------------------------|---------------------------------|------------------------------|-------------------------|-----------------------------|
| <b>Liabilities, Deferred Inflows Of Resources And Net Position</b>       |                                      |                                 |                              |                         |                             |
| <b>Liabilities</b>   |                                      |                                 |                              |                         |                             |
| 0400 Due to Other Funds  |                                      |                                 |                              |                         |                             |
| 0411 Due to Other Governments  |                                      |                                 |                              |                         |                             |
| 0412 Due to Primary Government   |                                      |                                 |                              |                         |                             |
| 0413 Due to Component Unit   |                                      |                                 |                              |                         |                             |
| 0420 Accounts Payable  | 78,020                               |                                 |                              |                         |                             |
| 0430 Contracts Payable   |                                      |                                 |                              |                         |                             |
| 0450 Short-Term Payables   |                                      |                                 |                              |                         |                             |
| 0461 Accrued Salaries and Benefits                                       |                                      |                                 |                              |                         |                             |
| 0462 Payroll Deductions and Withholding                                  |                                      |                                 |                              |                         |                             |
| 0480 Unearned Revenues   |                                      |                                 |                              |                         |                             |
| 0490 Other Current Liabilities   |                                      |                                 |                              |                         |                             |
| <b>Total Liabilities</b>   | <b>78,020</b>                        |                                 |                              |                         |                             |
| 0950 Deferred Inflows of Resources                                       |                                      |                                 |                              |                         |                             |
| <b>Net Position</b>  |                                      |                                 |                              |                         |                             |
| 0791 Invested in Capital Assets, Net of Related Debt                     |                                      |                                 |                              |                         |                             |
| 0009 Restricted Net Position (0792 – 0798)                               |                                      |                                 |                              |                         |                             |
| 0799 Unrestricted Net Position   |                                      |                                 |                              |                         |                             |
| <b>Total Net Position</b>  |                                      |                                 |                              |                         |                             |
| <b>Total Liabilities, Deferred Inflows Of Resources And Net Position</b> | <b>78,020</b>                        |                                 |                              |                         |                             |

.EA : 127045653 New Brighton Area SD

Printed 11/24/2015 4:11:44 PM

Page - 4 of .

| Amounts Expressed in Whole Dollars                                       | <u>Discrete Component</u><br><u>Units</u><br><u>(98)</u> | <u>Discrete Component</u><br><u>Units</u><br><u>(99)</u> | <u>Total Fiduciary Funds</u> |
|--|--|--|------------------------------|
| <b>Liabilities, Deferred Inflows Of Resources And Net Position</b>       |  |  |                              |
| <b>Liabilities</b>   |  |  |                              |
| 0400 Due to Other Funds  |  |  |                              |
| 0411 Due to Other Governments  |  |  |                              |
| 0412 Due to Primary Government   |  |  |                              |
| 0413 Due to Component Unit   |  |  |                              |
| 0420 Accounts Payable  |  |  | 78,020                       |
| 0430 Contracts Payable   |  |  |                              |
| 0450 Short-Term Payables   |  |  |                              |
| 0461 Accrued Salaries and Benefits                                       |  |  |                              |
| 0462 Payroll Deductions and Withholding                                  |  |  |                              |
| 0480 Unearned Revenues   |  |  |                              |
| 0490 Other Current Liabilities   |  |  |                              |
| <b>Total Liabilities</b>   |  |  | <b>78,020</b>                |
| 0950 Deferred Inflows of Resources                                       |  |  |                              |
| <b>Net Position</b>  |  |  |                              |
| 0791 Invested in Capital Assets, Net of Related Debt                     |  |  |                              |
| 0009 Restricted Net Position (0792 – 0798)                               |  |  |                              |
| 0799 Unrestricted Net Position   |  |  |                              |
| <b>Total Net Position</b>  |  |  | <b>78,020</b>                |
| <b>Total Liabilities, Deferred Inflows Of Resources And Net Position</b> |  |  | <b>78,020</b>                |



|   | Revenue Reported<br>In Current Year | Current Year<br>Tax Accrual | Prior Year<br>Tax Accrual | Taxes Collected<br>In Current Year |
|---|-------------------------------------|-----------------------------|---------------------------|------------------------------------|
| <b>Revenue from Local Sources</b>                                 |                                     |                             |                           |                                    |
| 6111 Current Real Estate Taxes                                    | \$4,331,582.70                      |                             |                           | \$4,331,582.70                     |
| 6113 Public Utility Realty Taxes                                  | \$7,267.89                          |                             |                           | \$7,267.89                         |
| 6114 Payments in Lieu of Current Taxes – State / Local            | \$10,707.73                         |                             |                           | \$10,707.73                        |
| 6120 Current Per Capita Taxes, Section 679                        | \$22,317.45                         |                             |                           | \$22,317.45                        |
| 6141 Current Act 511 Per Capita Taxes                             | \$22,317.45                         |                             |                           | \$22,317.45                        |
| 6143 Current Act 511 Local Services Taxes                         | \$11,209.09                         |                             |                           | \$11,209.09                        |
| 6151 Current Act 511 Earned Income Taxes                          | \$927,479.59                        |                             |                           | \$927,479.59                       |
| 6153 Current Act 511 Real Estate Transfer Taxes                   | \$63,989.97                         |                             |                           | \$63,989.97                        |
| 6155 Current Act 511 Business Privilege Taxes                     | \$117,744.26                        |                             |                           | \$117,744.26                       |
| 6411 Delinquent Real Estate Taxes                                 | \$431,994.08                        |                             |                           | \$431,994.08                       |
| 6420 Delinquent Per Capita Taxes, Section 679                     | \$8,702.35                          |                             |                           | \$8,702.35                         |
| 6500 Earnings on Investments                                      | \$5,597.43                          |                             |                           |                                    |
| 6700 Revenues from LEA Activities                                 | \$17,894.58                         |                             |                           |                                    |
| 6829 State Revenue Received from Other Sources                    | \$27,858.91                         |                             |                           |                                    |
| 6831 Federal Revenue Received from Other Pennsylvania Public LEAs | \$197,016.00                        |                             |                           |                                    |
| 6832 Federal IDEA Revenue Received as Pass Through                | \$4,465.00                          |                             |                           |                                    |
| 6910 Rentals  | \$27,000.00                         |                             |                           |                                    |
| 6920 Contributions and Donations from Private Sources             | \$10,685.56                         |                             |                           |                                    |
| 6941 Regular Day School Tuition                                   | \$6,888.89                          |                             |                           |                                    |
| 6942 Summer School Tuition  | \$7,025.00                          |                             |                           |                                    |
| 6980 Revenue from Community Services Activities                   | \$88,637.30                         |                             |                           |                                    |
| 6991 Refunds of a Prior Year Expenditure                          | \$1.64                              |                             |                           |                                    |
| 6999 Other Revenues Not Specified Above                           | \$57,854.22                         |                             |                           |                                    |
| <b>TOTAL Revenue from Local Sources</b>                           | <b>\$6,406,237.09</b>               |                             |                           | <b>\$5,955,312.56</b>              |

|  | <b>Revenue Reported<br/>In Current Year</b> |
|--|---|
| <b><u>Revenue from State Sources</u></b>                               |   |
| 7110 Basic Education Funding   | \$10,197,843.30                             |
| 7160 Tuition for Orphans Subsidy                                       | \$7,488.19                                  |
| 7220 Vocational Education  | \$108.07                                    |
| 7271 Special Education funds for School-Aged Pupils                    | \$1,248,949.54                              |
| 7310 Transportation (Pupil and Nonpublic/CS)                           | \$640,778.82                                |
| 7320 Rental and Sinking Fund Payments / Building Reimbursement Subsidy | \$142,880.43                                |
| 7330 Health Services (Medical, Dental, Nurse, Act 25)                  | \$28,306.79                                 |
| 7340 State Property Tax Reduction Allocation                           | \$671,372.49                                |
| 7505 Ready to Learn Block Grant  | \$259,425.00                                |
| 7810 State Share of Social Security and Medicare Taxes                 | \$465,231.85                                |
| 7820 State Share of Retirement Contributions                           | \$1,329,740.24                              |
| <b>TOTAL Revenue from State Sources</b>                                | <b>\$14,992,124.72</b>                      |

|   | Revenue Reported<br>In Current Year |                       |
|---|-------------------------------------|-----------------------|
| <b><u>Revenue from Federal Sources</u></b>  |                                     |                       |
| 8514 NCLB, Title I – Improving the Academic Achievement of the Disadvantaged                  | \$544,044.22                        |                       |
| 8515 NCLB, Title II – Preparing, Training and Recruiting High Quality Teachers and Principals | \$112,359.00                        |                       |
| 8810 School-Based Access Medicaid Reimbursement Program (SBAP) Reimbursements (Access)        | \$136,164.21                        |                       |
| 8820 Medical Assistance Reimbursement for Administrative Claiming (Quarterly) Program         | \$15,940.76                         |                       |
| <b>TOTAL Revenue from Federal Sources</b>   | <b>\$808,508.19</b>                 |                       |
| <b>TOTAL FROM ALL SOURCES</b>   | <b>\$22,206,870.00</b>              | <b>\$5,955,312.56</b> |

|                               |                        |
|-------------------------------|------------------------|
| Revenue from Local Sources    | \$6,406,237.09         |
| Revenue from State Sources    | \$14,992,124.72        |
| Revenue from Federal Sources  | \$808,508.19           |
| Other Financing Sources       |                        |
| <b>TOTAL FROM ALL SOURCES</b> | <b>\$22,206,870.00</b> |

EA : 127045653 New Brighton Area SD

Printed 11/24/2015 4:11:47 PM

Page - 1 of 2

**General Fund (10)**

| <b>1000 Instruction</b>  | <b>Total</b>          |
|--|-----------------------|
| <b>100 Personnel Services - Salaries</b>   |                       |
| 100 Personnel Services - Salaries  | \$6,908,316.60        |
| <b>Total Personnel Services - Salaries</b>   | <b>\$6,908,316.60</b> |
| <b>200 Personnel Services - Employee Benefits</b>  |                       |
| 210 Group Insurance - Contracted Provider  | \$1,459,768.71        |
| 220 Social Security Contributions  | \$512,834.10          |
| 230 Retirement Contributions   | \$1,438,819.24        |
| 240 Tuition Reimbursement  | \$21,671.60           |
| 250 Unemployment Compensation  | (\$730.37)            |
| 260 Workers' Compensation  | \$30,791.73           |
| <b>Total Personnel Services - Employee Benefits</b>  | <b>\$3,463,155.01</b> |
| <b>300 Purchased Professional and Technical Services</b>   |                       |
| 322 Professional Educational Services - Bus  | \$4,475.45            |
| 329 Professional Educational Services - Other  | \$137,513.47          |
| 330 Other Professional Services  | \$134,706.05          |
| 390 Other Purchased Professional and Technical Services  | \$1,861.25            |
| <b>Total Purchased Professional and Technical Services</b>   | <b>\$278,556.22</b>   |
| <b>400 Purchased Property Services</b>   |                       |
| 430 Repairs and Maintenance Services   | \$71,435.58           |
| 440 Rentals  | \$32,613.11           |
| <b>Total Purchased Property Services</b>   | <b>\$104,048.69</b>   |
| <b>500 Other Purchased Services</b>  |                       |
| 530 Communications   | \$8,714.51            |
| 561 Tuition To Other School Districts Within the State   | \$5,200.00            |
| 562 Tuition To Pennsylvania Charter Schools  | \$588,582.45          |
| 563 Tuition To Nonpublic Schools   | \$513,545.99          |
| 564 Tuition To Career and Technology Centers   | \$39,434.62           |
| 566 Tuition To Institutions of Higher Education and Technical Institutes                               | (\$199.34)            |
| 567 Tuition To Approved Private Schools (APS) and PA Chartered Schools for the Deaf and Blind          | \$88,490.42           |
| 568 Tuition To Private Residential Rehabilitative Institutions (PRRI) [In-State] and Detention Centers | \$67,455.39           |
| 580 Travel   | \$1,101.99            |
| 594 IU Payment By Withholding for Institutionalized Children's Programs - Special Classes              | \$471.09              |
| 596 Direct Payments To Intermediate Units  | \$314,815.15          |
| <b>Total Other Purchased Services</b>  | <b>\$1,627,612.27</b> |
| <b>600 Supplies</b>  |                       |
| 610 General Supplies   | \$195,468.75          |
| 630 Food   | \$17,855.40           |
| 640 Books and Periodicals  | \$6,940.39            |
| <b>Total Supplies</b>  | <b>\$220,264.54</b>   |
| <b>700 Property</b>  |                       |
| 750 Equipment - Original and Additional  | \$85,047.71           |
| <b>Total Property</b>  | <b>\$85,047.71</b>    |

.EA : 127045653 New Brighton Area SD

Printed 11/24/2015 4:11:47 PM

Page - 2 of 2

## General Fund (10)

|                          | <u>Total</u>    |
|--------------------------|-----------------|
| 1000 Instruction         |                 |
| 800 <u>Other Objects</u> |                 |
| 810 Dues and Fees        | \$13,768.78     |
| Total Other Objects      | \$13,768.78     |
| Total 1000 Instruction   | \$12,700,769.82 |

EA : 127045653 New Brighton Area SD

Printed 11/24/2015 4:11:47 PM

Page - 3 of 2:

## General Fund (10)

| 1100 Regular Programs - Elementary / Secondary   | Elementary            | Secondary             | Federal             | Total                 |
|--|-----------------------|-----------------------|---------------------|-----------------------|
| <b>100 Personnel Services - Salaries</b>   |                       |                       |                     |                       |
| 100 Personnel Services - Salaries  | \$2,516,853.62        | \$2,458,310.36        | \$434,644.64        | \$5,409,808.62        |
| <b>Total Personnel Services - Salaries</b>   | <b>\$2,516,853.62</b> | <b>\$2,458,310.36</b> | <b>\$434,644.64</b> | <b>\$5,409,808.62</b> |
| <b>200 Personnel Services - Employee Benefits</b>  |                       |                       |                     |                       |
| 210 Group Insurance - Contracted Provider  | \$540,695.88          | \$559,560.24          | \$80,156.88         | \$1,180,413.00        |
| 220 Social Security Contributions  | \$185,719.39          | \$185,565.42          | \$28,295.73         | \$399,580.54          |
| 230 Retirement Contributions   | \$526,259.64          | \$514,189.22          | \$79,764.17         | \$1,120,213.03        |
| 240 Tuition Reimbursement  | \$10,835.80           | \$10,835.80           |                     | \$21,671.60           |
| 250 Unemployment Compensation  | (\$1,809.65)          | (\$1,790.87)          | \$431.94            | (\$3,168.58)          |
| 260 Workers' Compensation  | \$12,607.55           | \$12,634.20           | \$2,422.93          | \$27,664.68           |
| <b>Total Personnel Services - Employee Benefits</b>  | <b>\$1,274,308.61</b> | <b>\$1,280,994.01</b> | <b>\$191,071.65</b> | <b>\$2,746,374.27</b> |
| <b>300 Purchased Professional and Technical Services</b>   |                       |                       |                     |                       |
| 322 Professional Educational Services - Ius  | \$178.00              | \$178.00              |                     | \$356.00              |
| 329 Professional Educational Services - Other  | \$68,754.89           | \$62,085.49           |                     | \$130,840.38          |
| 390 Other Purchased Professional and Technical Services  |                       | \$1,861.25            |                     | \$1,861.25            |
| <b>Total Purchased Professional and Technical Services</b>   | <b>\$68,932.89</b>    | <b>\$64,124.74</b>    |                     | <b>\$133,057.63</b>   |
| <b>400 Purchased Property Services</b>   |                       |                       |                     |                       |
| 430 Repairs and Maintenance Services   | \$35,942.24           | \$35,493.34           |                     | \$71,435.58           |
| 440 Rentals  | \$18,128.61           | \$14,484.50           |                     | \$32,613.11           |
| <b>Total Purchased Property Services</b>   | <b>\$54,070.85</b>    | <b>\$49,977.84</b>    |                     | <b>\$104,048.69</b>   |
| <b>500 Other Purchased Services</b>  |                       |                       |                     |                       |
| 530 Communications   | \$4,357.26            | \$4,357.25            |                     | \$8,714.51            |
| 561 Tuition To Other School Districts Within the State   |                       | \$5,200.00            |                     | \$5,200.00            |
| 562 Tuition To Pennsylvania Charter Schools  | \$294,291.23          | \$294,291.22          |                     | \$588,582.45          |
| 566 Tuition To Institutions of Higher Education and Technical Institutes                               | (\$99.67)             | (\$99.67)             |                     | (\$199.34)            |
| 568 Tuition To Private Residential Rehabilitative Institutions (PRRI) [In-State] and Detention Centers | \$4,193.72            | \$4,193.72            |                     | \$8,387.44            |
| 580 Travel   | \$480.44              | \$632.24              |                     | \$1,112.68            |
| <b>Total Other Purchased Services</b>  | <b>\$303,222.98</b>   | <b>\$308,574.76</b>   |                     | <b>\$611,797.74</b>   |
| <b>600 Supplies</b>  |                       |                       |                     |                       |
| 610 General Supplies   | \$53,676.63           | \$65,231.63           | \$21,749.25         | \$140,657.51          |
| 630 Food   | \$8,927.70            | \$8,927.70            |                     | \$17,855.40           |
| 640 Books and Periodicals  | \$5,295.98            |                       |                     | \$5,295.98            |
| <b>Total Supplies</b>  | <b>\$67,900.31</b>    | <b>\$74,159.33</b>    | <b>\$21,749.25</b>  | <b>\$163,808.89</b>   |
| <b>700 Property</b>  |                       |                       |                     |                       |
| 750 Equipment - Original and Additional  | \$42,455.63           | \$42,455.63           |                     | \$84,911.26           |
| <b>Total Property</b>  | <b>\$42,455.63</b>    | <b>\$42,455.63</b>    |                     | <b>\$84,911.26</b>    |
| <b>800 Other Objects</b>   |                       |                       |                     |                       |
| 810 Dues and Fees  | \$200.00              | \$200.00              |                     | \$400.00              |
| <b>Total Other Objects</b>   | <b>\$200.00</b>       | <b>\$200.00</b>       |                     | <b>\$400.00</b>       |
| <b>Total 1100 Regular Programs - Elementary / Secondary</b>  | <b>\$4,327,944.89</b> | <b>\$4,278,796.67</b> | <b>\$647,465.54</b> | <b>\$9,254,207.10</b> |

EA : 127045653 New Brighton Area SD

Printed 11/24/2015 4:11:47 PM

Page - 4 of 21

## General Fund (10)

| 1110 Regular Programs  | Elementary            | Secondary             | Federal | Total                 |
|--|-----------------------|-----------------------|---------|-----------------------|
| <b>100 Personnel Services - Salaries</b>   |                       |                       |         |                       |
| 100 Personnel Services - Salaries  | \$2,516,853.62        | \$2,458,310.36        |         | \$4,975,163.98        |
| <b>Total Personnel Services - Salaries</b>   | <b>\$2,516,853.62</b> | <b>\$2,458,310.36</b> |         | <b>\$4,975,163.98</b> |
| <b>200 Personnel Services - Employee Benefits</b>  |                       |                       |         |                       |
| 210 Group Insurance - Contracted Provider  | \$540,695.88          | \$559,560.24          |         | \$1,100,256.12        |
| 220 Social Security Contributions  | \$185,719.39          | \$185,565.42          |         | \$371,284.81          |
| 230 Retirement Contributions   | \$526,259.64          | \$514,189.22          |         | \$1,040,448.86        |
| 240 Tuition Reimbursement  | \$10,835.80           | \$10,835.80           |         | \$21,671.60           |
| 250 Unemployment Compensation  | (\$1,809.65)          | (\$1,790.87)          |         | (\$3,600.52)          |
| 260 Workers' Compensation  | \$12,607.55           | \$12,634.20           |         | \$25,241.75           |
| <b>Total Personnel Services - Employee Benefits</b>  | <b>\$1,274,308.61</b> | <b>\$1,280,994.01</b> |         | <b>\$2,555,302.62</b> |
| <b>300 Purchased Professional and Technical Services</b>   |                       |                       |         |                       |
| 322 Professional Educational Services - Ius  | \$178.00              | \$178.00              |         | \$356.00              |
| 329 Professional Educational Services - Other  | \$68,754.89           | \$62,085.49           |         | \$130,840.38          |
| 390 Other Purchased Professional and Technical Services  |                       | \$1,861.25            |         | \$1,861.25            |
| <b>Total Purchased Professional and Technical Services</b>   | <b>\$68,932.89</b>    | <b>\$64,124.74</b>    |         | <b>\$133,057.63</b>   |
| <b>400 Purchased Property Services</b>   |                       |                       |         |                       |
| 430 Repairs and Maintenance Services   | \$35,942.24           | \$35,493.34           |         | \$71,435.58           |
| 440 Rentals  | \$18,128.61           | \$14,484.50           |         | \$32,613.11           |
| <b>Total Purchased Property Services</b>   | <b>\$54,070.85</b>    | <b>\$49,977.84</b>    |         | <b>\$104,048.69</b>   |
| <b>500 Other Purchased Services</b>  |                       |                       |         |                       |
| 530 Communications   | \$4,357.26            | \$4,357.25            |         | \$8,714.51            |
| 561 Tuition To Other School Districts Within the State   |                       | \$5,200.00            |         | \$5,200.00            |
| 562 Tuition To Pennsylvania Charter Schools  | \$294,291.23          | \$294,291.22          |         | \$588,582.45          |
| 566 Tuition To Institutions of Higher Education and Technical Institutes                               | (\$99.67)             | (\$99.67)             |         | (\$199.34)            |
| 568 Tuition To Private Residential Rehabilitative Institutions (PRRI) [In-State] and Detention Centers | \$4,193.72            | \$4,193.72            |         | \$8,387.44            |
| 580 Travel   | \$480.44              | \$632.24              |         | \$1,112.68            |
| <b>Total Other Purchased Services</b>  | <b>\$303,222.98</b>   | <b>\$308,574.76</b>   |         | <b>\$611,797.74</b>   |
| <b>600 Supplies</b>  |                       |                       |         |                       |
| 610 General Supplies   | \$53,676.63           | \$65,231.63           |         | \$118,908.26          |
| 630 Food   | \$8,927.70            | \$8,927.70            |         | \$17,855.40           |
| 640 Books and Periodicals  | \$5,295.98            |                       |         | \$5,295.98            |
| <b>Total Supplies</b>  | <b>\$67,900.31</b>    | <b>\$74,159.33</b>    |         | <b>\$142,059.64</b>   |
| <b>700 Property</b>  |                       |                       |         |                       |
| 750 Equipment - Original and Additional  | \$42,455.63           | \$42,455.63           |         | \$84,911.26           |
| <b>Total Property</b>  | <b>\$42,455.63</b>    | <b>\$42,455.63</b>    |         | <b>\$84,911.26</b>    |
| <b>800 Other Objects</b>   |                       |                       |         |                       |
| 810 Dues and Fees  | \$200.00              | \$200.00              |         | \$400.00              |
| <b>Total Other Objects</b>   | <b>\$200.00</b>       | <b>\$200.00</b>       |         | <b>\$400.00</b>       |
| <b>Total 1110 Regular Programs</b>   | <b>\$4,327,944.89</b> | <b>\$4,278,796.67</b> |         | <b>\$8,606,741.56</b> |



.EA : 127045653 New Brighton Area SD

Printed 11/24/2015 4:11:47 PM

Page - 5 of 21

## General Fund (10)

## 1140 Early Intervening Services

ElementarySecondaryFederalTotal600 Supplies

610 General Supplies

\$4,501.25

\$4,501.25

## Total Supplies

\$4,501.25

\$4,501.25

## Total 1140 Early Intervening Services

\$4,501.25

\$4,501.25

.EA : 127045653 New Brighton Area SD

Printed 11/24/2015 4:11:47 PM

Page - 6 of 21

## General Fund (10)

## 1190 Federally-Funded Regular Programs

ElementarySecondaryFederalTotal100 Personnel Services - Salaries

100 Personnel Services - Salaries

\$434,644.64

\$434,644.64

**Total Personnel Services - Salaries****\$434,644.64****\$434,644.64**200 Personnel Services - Employee Benefits

210 Group Insurance - Contracted Provider

\$80,156.88

\$80,156.88

220 Social Security Contributions

\$28,295.73

\$28,295.73

230 Retirement Contributions

\$79,764.17

\$79,764.17

250 Unemployment Compensation

\$431.94

\$431.94

260 Workers' Compensation

\$2,422.93

\$2,422.93

**Total Personnel Services - Employee Benefits****\$191,071.65****\$191,071.65**600 Supplies

610 General Supplies

\$17,248.00

\$17,248.00

**Total Supplies****\$17,248.00****\$17,248.00****Total 1190 Federally-Funded Regular Programs****\$642,964.29****\$642,964.29**

EA : 127045653 New Brighton Area SD

Printed 11/24/2015 4:11:47 PM

Page - 7 of 21

## General Fund (10)

## 1200 Special Programs - Elementary / Secondary

|   | <u>Elementary</u>     | <u>Secondary</u>    | <u>Federal</u>      | <u>Total</u>          |
|---|-----------------------|---------------------|---------------------|-----------------------|
| <b>100 Personnel Services - Salaries</b>  |                       |                     |                     |                       |
| 100 Personnel Services - Salaries   | \$575,181.63          | \$485,118.78        |                     | \$1,060,300.41        |
| <b>Total Personnel Services - Salaries</b>  | <b>\$575,181.63</b>   | <b>\$485,118.78</b> |                     | <b>\$1,060,300.41</b> |
| <b>200 Personnel Services - Employee Benefits</b>   |                       |                     |                     |                       |
| 210 Group Insurance - Contracted Provider   | \$93,894.76           | \$107,020.19        |                     | \$200,914.95          |
| 220 Social Security Contributions   | \$43,372.29           | \$36,862.34         |                     | \$80,234.63           |
| 230 Retirement Contributions  | \$122,189.98          | \$103,815.66        |                     | \$226,005.64          |
| 250 Unemployment Compensation   | \$1,084.93            | \$768.45            |                     | \$1,853.38            |
| 260 Workers' Compensation   | \$433.71              | (\$124.25)          |                     | \$309.46              |
| <b>Total Personnel Services - Employee Benefits</b>   | <b>\$260,975.67</b>   | <b>\$248,342.39</b> |                     | <b>\$509,318.06</b>   |
| <b>300 Purchased Professional and Technical Services</b>                                      |                       |                     |                     |                       |
| 322 Professional Educational Services - Ius   |                       |                     | \$104.25            | \$104.25              |
| 329 Professional Educational Services - Other   | \$2,167.09            | \$4,506.00          |                     | \$6,673.09            |
| 330 Other Professional Services   | \$3,175.14            | \$3,175.14          | \$128,355.77        | \$134,706.05          |
| <b>Total Purchased Professional and Technical Services</b>                                    | <b>\$5,342.23</b>     | <b>\$7,681.14</b>   | <b>\$128,460.02</b> | <b>\$141,483.39</b>   |
| <b>500 Other Purchased Services</b>   |                       |                     |                     |                       |
| 563 Tuition To Nonpublic Schools  | \$11,533.53           | \$13,913.53         | \$387,134.91        | \$412,581.97          |
| 564 Tuition To Career and Technology Centers  |                       | \$3,861.00          |                     | \$3,861.00            |
| 567 Tuition To Approved Private Schools (APS) and PA Chartered Schools for the Deaf and Blind | \$44,245.21           | \$44,245.21         |                     | \$88,490.42           |
| 580 Travel  | \$15.12               | \$15.12             |                     | \$30.24               |
| 594 IU Payment By Withholding for Institutionalized Children's Programs - Special Classes     | \$235.55              | \$235.54            |                     | \$471.09              |
| 596 Direct Payments To Intermediate Units   | \$157,407.58          | \$157,407.57        |                     | \$314,815.15          |
| <b>Total Other Purchased Services</b>   | <b>\$213,436.99</b>   | <b>\$219,677.97</b> | <b>\$387,134.91</b> | <b>\$820,249.87</b>   |
| <b>600 Supplies</b>   |                       |                     |                     |                       |
| 610 General Supplies  | \$6,729.80            | \$5,556.60          | \$13,951.25         | \$26,237.65           |
| 640 Books and Periodicals   | \$618.89              | \$1,025.52          |                     | \$1,644.41            |
| <b>Total Supplies</b>   | <b>\$7,348.69</b>     | <b>\$6,582.12</b>   | <b>\$13,951.25</b>  | <b>\$27,882.06</b>    |
| <b>800 Other Objects</b>  |                       |                     |                     |                       |
| 810 Dues and Fees   | \$6,715.46            | \$6,653.32          |                     | \$13,368.78           |
| <b>Total Other Objects</b>  | <b>\$6,715.46</b>     | <b>\$6,653.32</b>   |                     | <b>\$13,368.78</b>    |
| <b>Total 1200 Special Programs - Elementary / Secondary</b>                                   | <b>\$1,069,000.67</b> | <b>\$974,055.72</b> | <b>\$529,546.18</b> | <b>\$2,572,602.57</b> |

EA : 127045653 New Brighton Area SD

Printed 11/24/2015 4:11:47 PM

Page - 8 of 21

## General Fund (10)

|  | Elementary            | Secondary           | Federal             | Total                 |
|--|-----------------------|---------------------|---------------------|-----------------------|
| <b>1240 Academic Support</b>                               |                       |                     |                     |                       |
| <b>100 Personnel Services - Salaries</b>                   |                       |                     |                     |                       |
| 100 Personnel Services - Salaries                          | \$575,181.63          | \$485,118.78        |                     | \$1,060,300.41        |
| <b>Total Personnel Services - Salaries</b>                 | <b>\$575,181.63</b>   | <b>\$485,118.78</b> |                     | <b>\$1,060,300.41</b> |
| <b>200 Personnel Services - Employee Benefits</b>          |                       |                     |                     |                       |
| 210 Group Insurance - Contracted Provider                  | \$93,894.76           | \$107,020.19        |                     | \$200,914.95          |
| 220 Social Security Contributions                          | \$43,372.29           | \$36,862.34         |                     | \$80,234.63           |
| 230 Retirement Contributions                               | \$122,189.98          | \$103,815.66        |                     | \$226,005.64          |
| 250 Unemployment Compensation                              | \$1,084.93            | \$768.45            |                     | \$1,853.38            |
| 260 Workers' Compensation                                  | \$433.71              | (\$124.25)          |                     | \$309.46              |
| <b>Total Personnel Services - Employee Benefits</b>        | <b>\$260,975.67</b>   | <b>\$248,342.39</b> |                     | <b>\$509,318.06</b>   |
| <b>300 Purchased Professional and Technical Services</b>   |                       |                     |                     |                       |
| 329 Professional Educational Services - Other              | \$2,167.09            | \$4,506.00          |                     | \$6,673.09            |
| 330 Other Professional Services                            | \$3,175.14            | \$3,175.14          | \$128,355.77        | \$134,706.05          |
| <b>Total Purchased Professional and Technical Services</b> | <b>\$5,342.23</b>     | <b>\$7,681.14</b>   | <b>\$128,355.77</b> | <b>\$141,379.14</b>   |
| <b>500 Other Purchased Services</b>                        |                       |                     |                     |                       |
| 563 Tuition To Nonpublic Schools                           | \$13,913.53           | \$13,913.53         | \$387,134.91        | \$414,961.97          |
| 564 Tuition To Career and Technology Centers               |                       | \$3,861.00          |                     | \$3,861.00            |
| 580 Travel   | \$15.12               | \$15.12             |                     | \$30.24               |
| 596 Direct Payments To Intermediate Units                  | \$157,407.58          | \$157,407.57        |                     | \$314,815.15          |
| <b>Total Other Purchased Services</b>                      | <b>\$171,336.23</b>   | <b>\$175,197.22</b> | <b>\$387,134.91</b> | <b>\$733,668.36</b>   |
| <b>600 Supplies</b>  |                       |                     |                     |                       |
| 610 General Supplies                                       | \$6,729.80            | \$5,556.60          | \$13,951.25         | \$26,237.65           |
| 640 Books and Periodicals                                  | \$618.89              | \$1,025.52          |                     | \$1,644.41            |
| <b>Total Supplies</b>                                      | <b>\$7,348.69</b>     | <b>\$6,582.12</b>   | <b>\$13,951.25</b>  | <b>\$27,882.06</b>    |
| <b>800 Other Objects</b>                                   |                       |                     |                     |                       |
| 810 Dues and Fees  | \$6,715.46            | \$6,653.32          |                     | \$13,368.78           |
| <b>Total Other Objects</b>                                 | <b>\$6,715.46</b>     | <b>\$6,653.32</b>   |                     | <b>\$13,368.78</b>    |
| <b>Total 1240 Academic Support</b>                         | <b>\$1,026,899.91</b> | <b>\$929,574.97</b> | <b>\$529,441.93</b> | <b>\$2,485,916.81</b> |

EA : 127045653 New Brighton Area SD

Printed 11/24/2015 4:11:47 PM

Page - 9 of 21

## General Fund (10)

## 1241 Learning Support - Public

|  | <u>Elementary</u>   | <u>Secondary</u>    | <u>Federal</u>      | <u>Total</u>          |
|--|---------------------|---------------------|---------------------|-----------------------|
| <b>100 Personnel Services - Salaries</b>                   |                     |                     |                     |                       |
| 100 Personnel Services - Salaries                          | \$526,763.85        | \$460,954.56        |                     | \$987,718.41          |
| <b>Total Personnel Services - Salaries</b>                 | <b>\$526,763.85</b> | <b>\$460,954.56</b> |                     | <b>\$987,718.41</b>   |
| <b>200 Personnel Services - Employee Benefits</b>          |                     |                     |                     |                       |
| 210 Group Insurance - Contracted Provider                  | \$81,788.43         | \$102,331.53        |                     | \$184,119.96          |
| 220 Social Security Contributions                          | \$39,746.09         | \$35,053.05         |                     | \$74,799.14           |
| 230 Retirement Contributions                               | \$111,828.54        | \$98,644.50         |                     | \$210,473.04          |
| 250 Unemployment Compensation                              | \$1,037.61          | \$744.61            |                     | \$1,782.22            |
| 260 Workers' Compensation                                  | \$118.93            | (\$281.34)          |                     | (\$162.41)            |
| <b>Total Personnel Services - Employee Benefits</b>        | <b>\$234,519.60</b> | <b>\$236,492.35</b> |                     | <b>\$471,011.95</b>   |
| <b>300 Purchased Professional and Technical Services</b>   |                     |                     |                     |                       |
| 329 Professional Educational Services - Other              | \$2,167.09          | \$4,506.00          |                     | \$6,673.09            |
| 330 Other Professional Services                            | \$3,175.14          | \$3,175.14          | \$128,355.77        | \$134,706.05          |
| <b>Total Purchased Professional and Technical Services</b> | <b>\$5,342.23</b>   | <b>\$7,681.14</b>   | <b>\$128,355.77</b> | <b>\$141,379.14</b>   |
| <b>500 Other Purchased Services</b>                        |                     |                     |                     |                       |
| 563 Tuition To Nonpublic Schools                           |                     |                     | \$266,325.32        | \$266,325.32          |
| 564 Tuition To Career and Technology Centers               |                     | \$3,861.00          |                     | \$3,861.00            |
| 580 Travel   | \$15.12             | \$15.12             |                     | \$30.24               |
| 596 Direct Payments To Intermediate Units                  | \$157,407.58        | \$157,407.57        |                     | \$314,815.15          |
| <b>Total Other Purchased Services</b>                      | <b>\$157,422.70</b> | <b>\$161,283.69</b> | <b>\$266,325.32</b> | <b>\$585,031.71</b>   |
| <b>600 Supplies</b>  |                     |                     |                     |                       |
| 610 General Supplies                                       | \$5,930.51          | \$5,092.14          | \$13,951.25         | \$24,973.90           |
| <b>Total Supplies</b>                                      | <b>\$5,930.51</b>   | <b>\$5,092.14</b>   | <b>\$13,951.25</b>  | <b>\$24,973.90</b>    |
| <b>Total 1241 Learning Support - Public</b>                | <b>\$929,978.89</b> | <b>\$871,503.88</b> | <b>\$408,632.34</b> | <b>\$2,210,115.11</b> |

.EA : 127045653 New Brighton Area SD

Printed 11/24/2015 4:11:47 PM

Page - 10 of 21

## General Fund (10)

## 1242 Learning Support - PRRI

500 Other Purchased Services

563 Tuition To Nonpublic Schools

## Total Other Purchased Services

## Total 1242 Learning Support - PRRI

ElementarySecondaryFederalTotal

\$13,913.53

\$13,913.53

\$120,809.59

\$148,636.65

\$13,913.53

\$13,913.53

\$120,809.59

\$148,636.65

\$13,913.53

\$13,913.53

\$120,809.59

\$148,636.65

EA : 127045653 New Brighton Area SD

Printed 11/24/2015 4:11:47 PM

Page - 11 of 21

## General Fund (10)

## 1243 Gifted Support

|   | <u>Elementary</u>  | <u>Secondary</u>   | <u>Federal</u> | <u>Total</u>        |
|---|--------------------|--------------------|----------------|---------------------|
| <b>100 Personnel Services - Salaries</b>            |                    |                    |                |                     |
| 100 Personnel Services - Salaries                   | \$48,417.78        | \$24,164.22        |                | \$72,582.00         |
| <b>Total Personnel Services - Salaries</b>          | <b>\$48,417.78</b> | <b>\$24,164.22</b> |                | <b>\$72,582.00</b>  |
| <b>200 Personnel Services - Employee Benefits</b>   |                    |                    |                |                     |
| 210 Group Insurance - Contracted Provider           | \$12,106.33        | \$4,688.66         |                | \$16,794.99         |
| 220 Social Security Contributions                   | \$3,626.20         | \$1,809.29         |                | \$5,435.49          |
| 230 Retirement Contributions                        | \$10,361.44        | \$5,171.16         |                | \$15,532.60         |
| 250 Unemployment Compensation                       | \$47.32            | \$23.84            |                | \$71.16             |
| 260 Workers' Compensation                           | \$314.78           | \$157.09           |                | \$471.87            |
| <b>Total Personnel Services - Employee Benefits</b> | <b>\$26,456.07</b> | <b>\$11,850.04</b> |                | <b>\$38,306.11</b>  |
| <b>600 Supplies</b>                                 |                    |                    |                |                     |
| 610 General Supplies                                | \$799.29           | \$464.46           |                | \$1,263.75          |
| 640 Books and Periodicals                           | \$618.89           | \$1,025.52         |                | \$1,644.41          |
| <b>Total Supplies</b>                               | <b>\$1,418.18</b>  | <b>\$1,489.98</b>  |                | <b>\$2,908.16</b>   |
| <b>800 Other Objects</b>                            |                    |                    |                |                     |
| 810 Dues and Fees                                   | \$6,715.46         | \$6,653.32         |                | \$13,368.78         |
| <b>Total Other Objects</b>                          | <b>\$6,715.46</b>  | <b>\$6,653.32</b>  |                | <b>\$13,368.78</b>  |
| <b>Total 1243 Gifted Support</b>                    | <b>\$83,007.49</b> | <b>\$44,157.56</b> |                | <b>\$127,165.05</b> |

.EA : 127045653 New Brighton Area SD

Printed 11/24/2015 4:11:47 PM

Page - 12 of 21

## General Fund (10)

## 1280 Early Intervention Support

ElementarySecondaryFederalTotal300 Purchased Professional and Technical Services

322 Professional Educational Services - lus

\$104.25

\$104.25

**Total Purchased Professional and Technical Services****\$104.25****\$104.25**500 Other Purchased Services

563 Tuition To Nonpublic Schools

(\$2,380.00)

(\$2,380.00)

**Total Other Purchased Services****(\$2,380.00)****(\$2,380.00)****Total 1280 Early Intervention Support****(\$2,380.00)****\$104.25****(\$2,275.75)**



.EA : 127045653 New Brighton Area SD

Printed 11/24/2015 4:11:47 PM

Page - 13 of 21

## General Fund (10)

## 1290 Special Programs - Other Support

|   | <u>Elementary</u>  | <u>Secondary</u>   | <u>Federal</u> | <u>Total</u>       |
|---|--------------------|--------------------|----------------|--------------------|
| <b>500 Other Purchased Services</b>   |                    |                    |                |                    |
| 567 Tuition To Approved Private Schools (APS) and PA Chartered Schools for the Deaf and Blind | \$44,245.21        | \$44,245.21        |                | \$88,490.42        |
| 594 IU Payment By Withholding for Institutionalized Children's Programs - Special Classes     | \$235.55           | \$235.54           |                | \$471.09           |
| <b>Total Other Purchased Services</b>   | <b>\$44,480.76</b> | <b>\$44,480.75</b> |                | <b>\$88,961.51</b> |
| <b>Total 1290 Special Programs - Other Support</b>  | <b>\$44,480.76</b> | <b>\$44,480.75</b> |                | <b>\$88,961.51</b> |

EA : 127045653 New Brighton Area SD

Printed 11/24/2015 4:11:47 PM

Page - 14 of 21

## General Fund (10)

## 1300 Vocational Education

|   | <u>Elementary</u> | <u>Secondary</u>    | <u>Federal</u> | <u>Total</u>        |
|---|-------------------|---------------------|----------------|---------------------|
| <b>100 Personnel Services - Salaries</b>            |                   |                     |                |                     |
| 100 Personnel Services - Salaries                   |                   | \$430,434.63        |                | \$430,434.63        |
| <b>Total Personnel Services - Salaries</b>          |                   | <b>\$430,434.63</b> |                | <b>\$430,434.63</b> |
| <b>200 Personnel Services - Employee Benefits</b>   |                   |                     |                |                     |
| 210 Group Insurance - Contracted Provider           |                   | \$78,440.76         |                | \$78,440.76         |
| 220 Social Security Contributions                   |                   | \$32,424.72         |                | \$32,424.72         |
| 230 Retirement Contributions                        |                   | \$90,937.15         |                | \$90,937.15         |
| 250 Unemployment Compensation                       |                   | \$580.92            |                | \$580.92            |
| 260 Workers' Compensation                           |                   | \$2,767.05          |                | \$2,767.05          |
| <b>Total Personnel Services - Employee Benefits</b> |                   | <b>\$205,150.60</b> |                | <b>\$205,150.60</b> |
| <b>500 Other Purchased Services</b>                 |                   |                     |                |                     |
| 564 Tuition To Career and Technology Centers        |                   | \$35,573.62         |                | \$35,573.62         |
| <b>Total Other Purchased Services</b>               |                   | <b>\$35,573.62</b>  |                | <b>\$35,573.62</b>  |
| <b>600 Supplies</b>                                 |                   |                     |                |                     |
| 610 General Supplies                                |                   | \$28,573.59         |                | \$28,573.59         |
| <b>Total Supplies</b>                               |                   | <b>\$28,573.59</b>  |                | <b>\$28,573.59</b>  |
| <b>700 Property</b>                                 |                   |                     |                |                     |
| 750 Equipment - Original and Additional             |                   | \$136.45            |                | \$136.45            |
| <b>Total Property</b>                               |                   | <b>\$136.45</b>     |                | <b>\$136.45</b>     |
| <b>Total 1300 Vocational Education</b>              |                   | <b>\$699,868.89</b> |                | <b>\$699,868.89</b> |

.EA : 127045653 New Brighton Area SD

Printed 11/24/2015 4:11:47 PM

Page - 15 of 21

## General Fund (10)

## 1400 Other Instructional Programs - Elementary / Secondary

|  | <u>Elementary</u>  | <u>Secondary</u>   | <u>Federal</u> | <u>Total</u>        |
|--|--------------------|--------------------|----------------|---------------------|
| <b>100 Personnel Services - Salaries</b>   |                    |                    |                |                     |
| 100 Personnel Services - Salaries  | \$3,505.50         | \$4,267.44         |                | \$7,772.94          |
| <b>Total Personnel Services - Salaries</b>   | <b>\$3,505.50</b>  | <b>\$4,267.44</b>  |                | <b>\$7,772.94</b>   |
| <b>200 Personnel Services - Employee Benefits</b>  |                    |                    |                |                     |
| 220 Social Security Contributions  | \$267.96           | \$326.25           |                | \$594.21            |
| 230 Retirement Contributions   | \$750.18           | \$913.24           |                | \$1,663.42          |
| 250 Unemployment Compensation  | \$1.96             | \$1.95             |                | \$3.91              |
| 260 Workers' Compensation  | \$22.80            | \$27.74            |                | \$50.54             |
| <b>Total Personnel Services - Employee Benefits</b>  | <b>\$1,042.90</b>  | <b>\$1,269.18</b>  |                | <b>\$2,312.08</b>   |
| <b>500 Other Purchased Services</b>  |                    |                    |                |                     |
| 563 Tuition To Nonpublic Schools   | \$50,482.01        | \$50,482.01        |                | \$100,964.02        |
| 568 Tuition To Private Residential Rehabilitative Institutions (PRRI) [In-State] and Detention Centers | \$29,533.98        | \$29,533.97        |                | \$59,067.95         |
| 580 Travel   | (\$20.47)          | (\$20.46)          |                | (\$40.93)           |
| <b>Total Other Purchased Services</b>  | <b>\$79,995.52</b> | <b>\$79,995.52</b> |                | <b>\$159,991.04</b> |
| <b>Total 1400 Other Instructional Programs - Elementary / Secondary</b>                                | <b>\$84,543.92</b> | <b>\$85,532.14</b> |                | <b>\$170,076.06</b> |

.EA : 127045653 New Brighton Area SD

Printed 11/24/2015 4:11:47 PM

Page - 16 of 21

## General Fund (10)

## 1420 Summer School

|   | <u>Elementary</u> | <u>Secondary</u>  | <u>Federal</u> | <u>Total</u>      |
|---|-------------------|-------------------|----------------|-------------------|
| <b>100 Personnel Services - Salaries</b>            |                   |                   |                |                   |
| 100 Personnel Services - Salaries                   | \$1,516.50        | \$1,516.50        |                | \$3,033.00        |
| <b>Total Personnel Services - Salaries</b>          | <b>\$1,516.50</b> | <b>\$1,516.50</b> |                | <b>\$3,033.00</b> |
| <b>200 Personnel Services - Employee Benefits</b>   |                   |                   |                |                   |
| 220 Social Security Contributions                   | \$116.02          | \$116.02          |                | \$232.04          |
| 230 Retirement Contributions                        | \$324.53          | \$324.53          |                | \$649.06          |
| 260 Workers' Compensation                           | \$9.86            | \$9.85            |                | \$19.71           |
| <b>Total Personnel Services - Employee Benefits</b> | <b>\$450.41</b>   | <b>\$450.40</b>   |                | <b>\$900.81</b>   |
| <b>Total 1420 Summer School</b>                     | <b>\$1,966.91</b> | <b>\$1,966.90</b> |                | <b>\$3,933.81</b> |

.EA : 127045653 New Brighton Area SD

Printed 11/24/2015 4:11:47 PM

Page - 17 of 21

## General Fund (10)

| 1430 Homebound Instruction                               | <u>Elementary</u> | <u>Secondary</u>  | <u>Federal</u> | <u>Total</u>      |
|--|-------------------|-------------------|----------------|-------------------|
| <b>100 <u>Personnel Services - Salaries</u></b>          |                   |                   |                |                   |
| 100 Personnel Services - Salaries                        | \$225.00          | \$986.94          |                | \$1,211.94        |
| <b>Total Personnel Services - Salaries</b>               | <b>\$225.00</b>   | <b>\$986.94</b>   |                | <b>\$1,211.94</b> |
| <b>200 <u>Personnel Services - Employee Benefits</u></b> |                   |                   |                |                   |
| 220 Social Security Contributions                        | \$17.21           | \$75.50           |                | \$92.71           |
| 230 Retirement Contributions                             | \$48.15           | \$211.21          |                | \$259.36          |
| 260 Workers' Compensation                                | \$1.46            | \$6.41            |                | \$7.87            |
| <b>Total Personnel Services - Employee Benefits</b>      | <b>\$66.82</b>    | <b>\$293.12</b>   |                | <b>\$359.94</b>   |
| <b>500 <u>Other Purchased Services</u></b>               |                   |                   |                |                   |
| 580 Travel   | (\$20.47)         | (\$20.46)         |                | (\$40.93)         |
| <b>Total Other Purchased Services</b>                    | <b>(\$20.47)</b>  | <b>(\$20.46)</b>  |                | <b>(\$40.93)</b>  |
| <b>Total 1430 Homebound Instruction</b>                  | <b>\$271.35</b>   | <b>\$1,259.60</b> |                | <b>\$1,530.95</b> |

.EA : 127045653 New Brighton Area SD

Printed 11/24/2015 4:11:47 PM

Page - 18 of 21

## General Fund (10)

## 1440 Alternative Regular Education Programs

|  | <u>Elementary</u>  | <u>Secondary</u>   | <u>Federal</u> | <u>Total</u>        |
|--|--------------------|--------------------|----------------|---------------------|
| <b>500 Other Purchased Services</b>  |                    |                    |                |                     |
| 563 Tuition To Nonpublic Schools   | \$50,482.01        | \$50,482.01        |                | \$100,964.02        |
| 568 Tuition To Private Residential Rehabilitative Institutions (PRRI) [In-State] and Detention Centers | \$29,533.98        | \$29,533.97        |                | \$59,067.95         |
| <b>Total Other Purchased Services</b>  | <b>\$80,015.99</b> | <b>\$80,015.98</b> |                | <b>\$160,031.97</b> |
| <b>Total 1440 Alternative Regular Education Programs</b>   | <b>\$80,015.99</b> | <b>\$80,015.98</b> |                | <b>\$160,031.97</b> |

.EA : 127045653 New Brighton Area SD

Printed 11/24/2015 4:11:47 PM

Page - 19 of 21

## General Fund (10)

| 1441 Adjudicated / Court-Placed Programs       | <u>Elementary</u> | <u>Secondary</u> | <u>Federal</u> | <u>Total</u> |
|--|-------------------|------------------|----------------|--------------|
| 500 <u>Other Purchased Services</u>            |                   |                  |                |              |
| 563 Tuition To Nonpublic Schools               | \$40,871.39       | \$40,871.39      |                | \$81,742.78  |
| Total Other Purchased Services                 | \$40,871.39       | \$40,871.39      |                | \$81,742.78  |
| Total 1441 Adjudicated / Court-Placed Programs | \$40,871.39       | \$40,871.39      |                | \$81,742.78  |

EA : 127045653 New Brighton Area SD

Printed 11/24/2015 4:11:47 PM

Page - 20 of 21

## General Fund (10)

## 1442 Alternative Education Programs

|  | <u>Elementary</u>  | <u>Secondary</u>   | <u>Federal</u> | <u>Total</u>       |
|--|--------------------|--------------------|----------------|--------------------|
| <b>500 Other Purchased Services</b>  |                    |                    |                |                    |
| 563 Tuition To Nonpublic Schools   | \$9,610.62         | \$9,610.62         |                | \$19,221.24        |
| 568 Tuition To Private Residential Rehabilitative Institutions (PRRI) [In-State] and Detention Centers | \$29,533.98        | \$29,533.97        |                | \$59,067.95        |
| <b>Total Other Purchased Services</b>  | <b>\$39,144.60</b> | <b>\$39,144.59</b> |                | <b>\$78,289.19</b> |
| <b>Total 1442 Alternative Education Programs</b>   | <b>\$39,144.60</b> | <b>\$39,144.59</b> |                | <b>\$78,289.19</b> |



.EA : 127045653 New Brighton Area SD

Printed 11/24/2015 4:11:47 PM

Page - 21 of 21

## General Fund (10)

| 1490 Additional Other Instructional Programs              | <u>Elementary</u> | <u>Secondary</u>  | <u>Federal</u> | <u>Total</u>      |
|---|-------------------|-------------------|----------------|-------------------|
| <b>100 Personnel Services - Salaries</b>                  |                   |                   |                |                   |
| 100 Personnel Services - Salaries                         | \$1,764.00        | \$1,764.00        |                | \$3,528.00        |
| <b>Total Personnel Services - Salaries</b>                | <b>\$1,764.00</b> | <b>\$1,764.00</b> |                | <b>\$3,528.00</b> |
| <b>200 Personnel Services - Employee Benefits</b>         |                   |                   |                |                   |
| 220 Social Security Contributions                         | \$134.73          | \$134.73          |                | \$269.46          |
| 230 Retirement Contributions                              | \$377.50          | \$377.50          |                | \$755.00          |
| 250 Unemployment Compensation                             | \$1.96            | \$1.95            |                | \$3.91            |
| 260 Workers' Compensation                                 | \$11.48           | \$11.48           |                | \$22.96           |
| <b>Total Personnel Services - Employee Benefits</b>       | <b>\$525.67</b>   | <b>\$525.66</b>   |                | <b>\$1,051.33</b> |
| <b>Total 1490 Additional Other Instructional Programs</b> | <b>\$2,289.67</b> | <b>\$2,289.66</b> |                | <b>\$4,579.33</b> |

.EA : 127045653 New Brighton Area SD

Printed 11/24/2015 4:11:47 PM

Page - 22 of 23

## General Fund (10)

## 1500 Nonpublic School Programs

|  | <u>Elementary</u> | <u>Secondary</u> | <u>Federal</u>    | <u>Total</u>      |
|--|-------------------|------------------|-------------------|-------------------|
| 300 <u>Purchased Professional and Technical Services</u>   |                   |                  |                   |                   |
| 322 Professional Educational Services - lvs                |                   |                  | \$4,015.20        | \$4,015.20        |
| <b>Total Purchased Professional and Technical Services</b> |                   |                  | <b>\$4,015.20</b> | <b>\$4,015.20</b> |
| <b>Total 1500 Nonpublic School Programs</b>                |                   |                  | <b>\$4,015.20</b> | <b>\$4,015.20</b> |

EA : 127045653 New Brighton Area SD

Printed 11/24/2015 4:11:50 PM

Page - 1 of 31

**General Fund (10)****2000 Support Services****Total****100 Personnel Services - Salaries**

|                                   |                |
|-----------------------------------|----------------|
| 100 Personnel Services - Salaries | \$2,532,792.89 |
|-----------------------------------|----------------|

**Total Personnel Services - Salaries****\$2,532,792.89****200 Personnel Services - Employee Benefits**

|   |              |
|---|--------------|
| 210 Group Insurance - Contracted Provider | \$574,197.02 |
|---|--------------|

|                                   |              |
|-----------------------------------|--------------|
| 220 Social Security Contributions | \$190,531.78 |
|-----------------------------------|--------------|

|                              |              |
|------------------------------|--------------|
| 230 Retirement Contributions | \$532,010.52 |
|------------------------------|--------------|

|                           |             |
|---------------------------|-------------|
| 240 Tuition Reimbursement | \$13,972.36 |
|---------------------------|-------------|

|                               |            |
|-------------------------------|------------|
| 250 Unemployment Compensation | \$3,767.56 |
|-------------------------------|------------|

|                           |             |
|---------------------------|-------------|
| 260 Workers' Compensation | \$12,897.87 |
|---------------------------|-------------|

**Total Personnel Services - Employee Benefits****\$1,327,377.11****300 Purchased Professional and Technical Services**

|  |             |
|--|-------------|
| 310 Official / Administrative Services | \$16,380.26 |
|--|-------------|

|  |          |
|--|----------|
| 324 Professional Educational Services - Employee Training and Development Services | \$400.00 |
|--|----------|

|   |            |
|---|------------|
| 329 Professional Educational Services - Other | \$1,774.06 |
|---|------------|

|                                 |              |
|---------------------------------|--------------|
| 330 Other Professional Services | \$178,846.95 |
|---------------------------------|--------------|

|                        |             |
|------------------------|-------------|
| 340 Technical Services | \$50,355.83 |
|------------------------|-------------|

|   |             |
|---|-------------|
| 390 Other Purchased Professional and Technical Services | \$13,414.14 |
|---|-------------|

**Total Purchased Professional and Technical Services****\$261,171.24****400 Purchased Property Services**

|                       |             |
|-----------------------|-------------|
| 410 Cleaning Services | \$10,855.44 |
|-----------------------|-------------|

|                      |              |
|----------------------|--------------|
| 420 Utility Services | \$334,734.81 |
|----------------------|--------------|

|                                      |             |
|--------------------------------------|-------------|
| 430 Repairs and Maintenance Services | \$73,535.95 |
|--------------------------------------|-------------|

|             |             |
|-------------|-------------|
| 440 Rentals | \$10,356.65 |
|-------------|-------------|

**Total Purchased Property Services****\$429,482.85****500 Other Purchased Services**

|                         |              |
|-------------------------|--------------|
| 513 Contracted Carriers | \$628,213.21 |
|-------------------------|--------------|

|   |              |
|---|--------------|
| 516 Student Transportation Services From the IU | \$451,209.90 |
|---|--------------|

|                         |            |
|-------------------------|------------|
| 520 Insurance - General | \$4,184.00 |
|-------------------------|------------|

|  |             |
|--|-------------|
| 523 General Property and Liability Insurance | \$93,319.00 |
|--|-------------|

|                    |            |
|--------------------|------------|
| 530 Communications | \$3,365.24 |
|--------------------|------------|

|  |            |
|--|------------|
| 549 Other Advertising/Public Relations | \$6,550.72 |
|--|------------|

|            |            |
|------------|------------|
| 580 Travel | \$7,582.10 |
|------------|------------|

|                                |            |
|--------------------------------|------------|
| 595 IU Payments By Withholding | \$6,285.14 |
|--------------------------------|------------|

**Total Other Purchased Services****\$1,200,709.31****600 Supplies**

|                      |              |
|----------------------|--------------|
| 610 General Supplies | \$332,704.34 |
|----------------------|--------------|

|            |              |
|------------|--------------|
| 620 Energy | \$174,340.42 |
|------------|--------------|

|                           |             |
|---------------------------|-------------|
| 640 Books and Periodicals | \$13,966.79 |
|---------------------------|-------------|

**Total Supplies****\$521,011.55****700 Property**

|   |          |
|---|----------|
| 750 Equipment - Original and Additional | \$299.00 |
|---|----------|

|                             |            |
|-----------------------------|------------|
| 760 Equipment - Replacement | \$2,601.70 |
|-----------------------------|------------|

.EA : 127045653 New Brighton Area SD

Printed 11/24/2015 4:11:50 PM

Page - 2 of 31

## General Fund (10)

## 2000 Support Services

|                             | <u>Total</u>   |
|-----------------------------|----------------|
| Total Property              | \$2,900.70     |
| 800 <u>Other Objects</u>    |                |
| 810 Dues and Fees           | \$16,016.99    |
| Total Other Objects         | \$16,016.99    |
| Total 2000 Support Services | \$6,291,462.64 |

.EA : 127045653 New Brighton Area SD

Printed 11/24/2015 4:11:50 PM

Page - 3 of 31

**General Fund (10)**

| <b>2100 Support Services - Students</b>                         | <b><u>Elementary</u></b> | <b><u>Secondary</u></b> | <b><u>Federal</u></b> | <b><u>Total</u></b> |
|---|--------------------------|-------------------------|-----------------------|---------------------|
| <b>100 <u>Personnel Services - Salaries</u></b>                 |                          |                         |                       |                     |
| 100 Personnel Services - Salaries                               | \$123,586.66             | \$190,155.44            |                       | \$421,706.10        |
| <b>Total Personnel Services - Salaries</b>                      | <b>\$123,586.66</b>      | <b>\$190,155.44</b>     |                       | <b>\$421,706.10</b> |
| <b>200 <u>Personnel Services - Employee Benefits</u></b>        |                          |                         |                       |                     |
| 210 Group Insurance - Contracted Provider                       | \$37,371.92              | \$49,313.10             |                       | \$104,257.25        |
| 220 Social Security Contributions                               | \$9,383.19               | \$14,444.70             |                       | \$31,863.36         |
| 230 Retirement Contributions                                    | \$26,447.61              | \$40,693.39             |                       | \$89,796.01         |
| 250 Unemployment Compensation                                   | \$207.81                 | \$264.20                |                       | \$615.38            |
| 260 Workers' Compensation                                       | \$803.27                 | \$1,236.03              |                       | \$2,727.38          |
| <b>Total Personnel Services - Employee Benefits</b>             | <b>\$74,213.80</b>       | <b>\$105,951.42</b>     |                       | <b>\$229,259.38</b> |
| <b>300 <u>Purchased Professional and Technical Services</u></b> |                          |                         |                       |                     |
| 330 Other Professional Services                                 | \$28,164.00              | \$28,164.00             |                       | \$56,328.00         |
| 390 Other Purchased Professional and Technical Services         |                          | \$534.20                |                       | \$534.20            |
| <b>Total Purchased Professional and Technical Services</b>      | <b>\$28,164.00</b>       | <b>\$28,698.20</b>      |                       | <b>\$56,862.20</b>  |
| <b>500 <u>Other Purchased Services</u></b>                      |                          |                         |                       |                     |
| 580 Travel  | \$535.57                 | \$263.88                |                       | \$799.45            |
| <b>Total Other Purchased Services</b>                           | <b>\$535.57</b>          | <b>\$263.88</b>         |                       | <b>\$799.45</b>     |
| <b>600 <u>Supplies</u></b>                                      |                          |                         |                       |                     |
| 610 General Supplies  | \$1,061.60               | \$830.27                |                       | \$1,940.22          |
| <b>Total Supplies</b>   | <b>\$1,061.60</b>        | <b>\$830.27</b>         |                       | <b>\$1,940.22</b>   |
| <b>800 <u>Other Objects</u></b>                                 |                          |                         |                       |                     |
| 810 Dues and Fees   | \$108.40                 | (\$13.40)               |                       | \$95.00             |
| <b>Total Other Objects</b>                                      | <b>\$108.40</b>          | <b>(\$13.40)</b>        |                       | <b>\$95.00</b>      |
| <b>Total 2100 Support Services - Students</b>                   | <b>\$227,670.03</b>      | <b>\$325,885.81</b>     |                       | <b>\$710,662.35</b> |

.EA : 127045653 New Brighton Area SD

Printed 11/24/2015 4:11:50 PM

Page - 4 of 31

## General Fund (10)

| 2120 Guidance Services                                     | Elementary          | Secondary           | Federal | Total               |
|--|---------------------|---------------------|---------|---------------------|
| <b>100 Personnel Services - Salaries</b>                   |                     |                     |         |                     |
| 100 Personnel Services - Salaries                          | \$81,715.56         | \$190,155.44        |         | \$271,871.00        |
| <b>Total Personnel Services - Salaries</b>                 | <b>\$81,715.56</b>  | <b>\$190,155.44</b> |         | <b>\$271,871.00</b> |
| <b>200 Personnel Services - Employee Benefits</b>          |                     |                     |         |                     |
| 210 Group Insurance - Contracted Provider                  | \$23,062.47         | \$49,313.10         |         | \$72,375.57         |
| 220 Social Security Contributions                          | \$6,218.76          | \$14,444.70         |         | \$20,663.46         |
| 230 Retirement Contributions                               | \$17,487.11         | \$40,693.39         |         | \$58,180.50         |
| 250 Unemployment Compensation                              | \$95.75             | \$264.20            |         | \$359.95            |
| 260 Workers' Compensation                                  | \$531.09            | \$1,236.03          |         | \$1,767.12          |
| <b>Total Personnel Services - Employee Benefits</b>        | <b>\$47,395.18</b>  | <b>\$105,951.42</b> |         | <b>\$153,346.60</b> |
| <b>300 Purchased Professional and Technical Services</b>   |                     |                     |         |                     |
| 390 Other Purchased Professional and Technical Services    |                     | \$534.20            |         | \$534.20            |
| <b>Total Purchased Professional and Technical Services</b> |                     | <b>\$534.20</b>     |         | <b>\$534.20</b>     |
| <b>500 Other Purchased Services</b>                        |                     |                     |         |                     |
| 580 Travel   | \$535.57            | \$263.88            |         | \$799.45            |
| <b>Total Other Purchased Services</b>                      | <b>\$535.57</b>     | <b>\$263.88</b>     |         | <b>\$799.45</b>     |
| <b>600 Supplies</b>  |                     |                     |         |                     |
| 610 General Supplies                                       | \$1,032.87          | \$801.54            |         | \$1,834.41          |
| <b>Total Supplies</b>                                      | <b>\$1,032.87</b>   | <b>\$801.54</b>     |         | <b>\$1,834.41</b>   |
| <b>800 Other Objects</b>                                   |                     |                     |         |                     |
| 810 Dues and Fees  | \$108.40            | (\$13.40)           |         | \$95.00             |
| <b>Total Other Objects</b>                                 | <b>\$108.40</b>     | <b>(\$13.40)</b>    |         | <b>\$95.00</b>      |
| <b>Total 2120 Guidance Services</b>                        | <b>\$130,787.58</b> | <b>\$297,693.08</b> |         | <b>\$428,480.66</b> |

.EA : 127045653 New Brighton Area SD

Printed 11/24/2015 4:11:50 PM

Page - 5 of 31

## General Fund (10)

## 2140 Psychological Services

|   | <u>Elementary</u>  | <u>Secondary</u>   | <u>Federal</u> | <u>Total</u>       |
|---|--------------------|--------------------|----------------|--------------------|
| <b>300 <u>Purchased Professional and Technical Services</u></b> |                    |                    |                |                    |
| 330 Other Professional Services                                 | \$26,107.50        | \$26,107.50        |                | \$52,215.00        |
| <b>Total Purchased Professional and Technical Services</b>      | <b>\$26,107.50</b> | <b>\$26,107.50</b> |                | <b>\$52,215.00</b> |
| <b>Total 2140 Psychological Services</b>                        | <b>\$26,107.50</b> | <b>\$26,107.50</b> |                | <b>\$52,215.00</b> |

.EA : 127045653 New Brighton Area SD

Printed 11/24/2015 4:11:50 PM

Page - 6 of 31

## General Fund (10)

## 2150 Speech Pathology and Audiology Services

|  | <u>Elementary</u>  | <u>Secondary</u>  | <u>Federal</u> | <u>Total</u>       |
|--|--------------------|-------------------|----------------|--------------------|
| <b>100 Personnel Services - Salaries</b>                   |                    |                   |                |                    |
| 100 Personnel Services - Salaries                          | \$41,871.10        |                   |                | \$41,871.10        |
| <b>Total Personnel Services - Salaries</b>                 | <b>\$41,871.10</b> |                   |                | <b>\$41,871.10</b> |
| <b>200 Personnel Services - Employee Benefits</b>          |                    |                   |                |                    |
| 210 Group Insurance - Contracted Provider                  | \$14,309.45        |                   |                | \$14,309.45        |
| 220 Social Security Contributions                          | \$3,164.43         |                   |                | \$3,164.43         |
| 230 Retirement Contributions                               | \$8,960.50         |                   |                | \$8,960.50         |
| 250 Unemployment Compensation                              | \$112.06           |                   |                | \$112.06           |
| 260 Workers' Compensation                                  | \$272.18           |                   |                | \$272.18           |
| <b>Total Personnel Services - Employee Benefits</b>        | <b>\$26,818.62</b> |                   |                | <b>\$26,818.62</b> |
| <b>300 Purchased Professional and Technical Services</b>   |                    |                   |                |                    |
| 330 Other Professional Services                            | \$2,056.50         | \$2,056.50        |                | \$4,113.00         |
| <b>Total Purchased Professional and Technical Services</b> | <b>\$2,056.50</b>  | <b>\$2,056.50</b> |                | <b>\$4,113.00</b>  |
| <b>600 Supplies</b>  |                    |                   |                |                    |
| 610 General Supplies                                       | \$28.73            | \$28.73           |                | \$57.46            |
| <b>Total Supplies</b>                                      | <b>\$28.73</b>     | <b>\$28.73</b>    |                | <b>\$57.46</b>     |
| <b>Total 2150 Speech Pathology and Audiology Services</b>  | <b>\$70,774.95</b> | <b>\$2,085.23</b> |                | <b>\$72,860.18</b> |



.EA : 127045653 New Brighton Area SD

Printed 11/24/2015 4:11:50 PM

Page - 7 of 31

## General Fund (10)

## 2160 Social Work Services

ElementarySecondaryFederalTotal100 Personnel Services - Salaries

100 Personnel Services - Salaries

\$107,964.00

**Total Personnel Services - Salaries****\$107,964.00**200 Personnel Services - Employee Benefits

210 Group Insurance - Contracted Provider

\$17,572.23

220 Social Security Contributions

\$8,035.47

230 Retirement Contributions

\$22,655.01

250 Unemployment Compensation

\$143.37

260 Workers' Compensation

\$688.08

**Total Personnel Services - Employee Benefits****\$49,094.16**600 Supplies

610 General Supplies

\$48.35

**Total Supplies****\$48.35****Total 2160 Social Work Services****\$157,106.51**

.EA : 127045653 New Brighton Area SD

Printed 11/24/2015 4:11:50 PM

Page - 8 of 31

## General Fund (10)

## 2200 Support Services - Instructional Staff

|  | <u>Elementary</u>   | <u>Secondary</u>    | <u>Federal</u>    | <u>Total</u>        |
|--|---------------------|---------------------|-------------------|---------------------|
| <b>100 Personnel Services - Salaries</b>   |                     |                     |                   |                     |
| 100 Personnel Services - Salaries  | \$153,571.97        | \$130,016.21        |                   | \$283,588.18        |
| <b>Total Personnel Services - Salaries</b>   | <b>\$153,571.97</b> | <b>\$130,016.21</b> |                   | <b>\$283,588.18</b> |
| <b>200 Personnel Services - Employee Benefits</b>                                  |                     |                     |                   |                     |
| 210 Group Insurance - Contracted Provider  | \$40,856.84         | \$34,111.69         |                   | \$74,968.53         |
| 220 Social Security Contributions  | \$11,525.71         | \$9,751.84          |                   | \$21,277.55         |
| 230 Retirement Contributions   | \$32,864.50         | \$27,823.62         |                   | \$60,688.12         |
| 240 Tuition Reimbursement  | \$819.15            | \$819.15            |                   | \$1,638.30          |
| 250 Unemployment Compensation  | \$192.69            | \$168.08            |                   | \$360.77            |
| 260 Workers' Compensation  | \$998.09            | \$845.09            |                   | \$1,843.18          |
| <b>Total Personnel Services - Employee Benefits</b>                                | <b>\$87,256.98</b>  | <b>\$73,519.47</b>  |                   | <b>\$160,776.45</b> |
| <b>300 Purchased Professional and Technical Services</b>                           |                     |                     |                   |                     |
| 324 Professional Educational Services - Employee Training and Development Services | \$200.00            | \$200.00            |                   | \$400.00            |
| 390 Other Purchased Professional and Technical Services                            | \$1,037.61          | \$1,353.81          |                   | \$2,391.42          |
| <b>Total Purchased Professional and Technical Services</b>                         | <b>\$1,237.61</b>   | <b>\$1,553.81</b>   |                   | <b>\$2,791.42</b>   |
| <b>400 Purchased Property Services</b>   |                     |                     |                   |                     |
| 430 Repairs and Maintenance Services   | \$700.00            |                     |                   | \$700.00            |
| <b>Total Purchased Property Services</b>   | <b>\$700.00</b>     |                     |                   | <b>\$700.00</b>     |
| <b>500 Other Purchased Services</b>  |                     |                     |                   |                     |
| 580 Travel   | \$1,641.56          | \$1,098.35          | \$505.00          | \$3,244.91          |
| <b>Total Other Purchased Services</b>  | <b>\$1,641.56</b>   | <b>\$1,098.35</b>   | <b>\$505.00</b>   | <b>\$3,244.91</b>   |
| <b>600 Supplies</b>  |                     |                     |                   |                     |
| 610 General Supplies   | \$4,182.15          | \$4,880.66          | \$7,400.00        | \$16,462.81         |
| 640 Books and Periodicals  | \$4,329.37          | \$8,564.84          |                   | \$12,894.21         |
| <b>Total Supplies</b>  | <b>\$8,511.52</b>   | <b>\$13,445.50</b>  | <b>\$7,400.00</b> | <b>\$29,357.02</b>  |
| <b>800 Other Objects</b>   |                     |                     |                   |                     |
| 810 Dues and Fees  | \$127.50            | \$127.50            |                   | \$255.00            |
| <b>Total Other Objects</b>   | <b>\$127.50</b>     | <b>\$127.50</b>     |                   | <b>\$255.00</b>     |
| <b>Total 2200 Support Services - Instructional Staff</b>                           | <b>\$253,047.14</b> | <b>\$219,760.84</b> | <b>\$7,905.00</b> | <b>\$480,712.98</b> |

EA : 127045653 New Brighton Area SD

Printed 11/24/2015 4:11:50 PM

Page - 9 of 31

## General Fund (10)

|  | <u>Elementary</u>   | <u>Secondary</u>   | <u>Federal</u> | <u>Total</u>        |
|--|---------------------|--------------------|----------------|---------------------|
| <b>2250 School Library Services</b>                        |                     |                    |                |                     |
| <b>100 Personnel Services - Salaries</b>                   |                     |                    |                |                     |
| 100 Personnel Services - Salaries                          | \$66,440.34         | \$43,734.66        |                | \$110,175.00        |
| <b>Total Personnel Services - Salaries</b>                 | <b>\$66,440.34</b>  | <b>\$43,734.66</b> |                | <b>\$110,175.00</b> |
| <b>200 Personnel Services - Employee Benefits</b>          |                     |                    |                |                     |
| 210 Group Insurance - Contracted Provider                  | \$20,892.66         | \$14,147.52        |                | \$35,040.18         |
| 220 Social Security Contributions                          | \$5,033.68          | \$3,323.69         |                | \$8,357.37          |
| 230 Retirement Contributions                               | \$14,218.21         | \$9,359.26         |                | \$23,577.47         |
| 250 Unemployment Compensation                              | \$83.86             | \$60.09            |                | \$143.95            |
| 260 Workers' Compensation                                  | \$431.78            | \$284.30           |                | \$716.08            |
| <b>Total Personnel Services - Employee Benefits</b>        | <b>\$40,660.19</b>  | <b>\$27,174.86</b> |                | <b>\$67,835.05</b>  |
| <b>300 Purchased Professional and Technical Services</b>   |                     |                    |                |                     |
| 390 Other Purchased Professional and Technical Services    | \$306.90            | \$623.10           |                | \$930.00            |
| <b>Total Purchased Professional and Technical Services</b> | <b>\$306.90</b>     | <b>\$623.10</b>    |                | <b>\$930.00</b>     |
| <b>400 Purchased Property Services</b>                     |                     |                    |                |                     |
| 430 Repairs and Maintenance Services                       | \$700.00            |                    |                | \$700.00            |
| <b>Total Purchased Property Services</b>                   | <b>\$700.00</b>     |                    |                | <b>\$700.00</b>     |
| <b>600 Supplies</b>  |                     |                    |                |                     |
| 610 General Supplies                                       | \$2,697.57          | \$3,346.11         |                | \$6,043.68          |
| 640 Books and Periodicals                                  | \$4,329.37          | \$8,564.84         |                | \$12,894.21         |
| <b>Total Supplies</b>                                      | <b>\$7,026.94</b>   | <b>\$11,910.95</b> |                | <b>\$18,937.89</b>  |
| <b>Total 2250 School Library Services</b>                  | <b>\$115,134.37</b> | <b>\$83,443.57</b> |                | <b>\$198,577.94</b> |

EA : 127045653 New Brighton Area SD

Printed 11/24/2015 4:11:50 PM

Page - 10 of 31

## General Fund (10)

## 2260 Instruction and Curriculum Development Services

|  | <u>Elementary</u>   | <u>Secondary</u>    | <u>Federal</u>    | <u>Total</u>        |
|--|---------------------|---------------------|-------------------|---------------------|
| <b>100 Personnel Services - Salaries</b>   |                     |                     |                   |                     |
| 100 Personnel Services - Salaries  | \$87,131.63         | \$86,281.55         |                   | \$173,413.18        |
| <b>Total Personnel Services - Salaries</b>   | <b>\$87,131.63</b>  | <b>\$86,281.55</b>  |                   | <b>\$173,413.18</b> |
| <b>200 Personnel Services - Employee Benefits</b>                                  |                     |                     |                   |                     |
| 210 Group Insurance - Contracted Provider  | \$19,964.18         | \$19,964.17         |                   | \$39,928.35         |
| 220 Social Security Contributions  | \$6,492.03          | \$6,428.15          |                   | \$12,920.18         |
| 230 Retirement Contributions   | \$18,646.29         | \$18,464.36         |                   | \$37,110.65         |
| 240 Tuition Reimbursement  | \$819.15            | \$819.15            |                   | \$1,638.30          |
| 250 Unemployment Compensation  | \$108.83            | \$107.99            |                   | \$216.82            |
| 260 Workers' Compensation  | \$566.31            | \$560.79            |                   | \$1,127.10          |
| <b>Total Personnel Services - Employee Benefits</b>                                | <b>\$46,596.79</b>  | <b>\$46,344.61</b>  |                   | <b>\$92,941.40</b>  |
| <b>300 Purchased Professional and Technical Services</b>                           |                     |                     |                   |                     |
| 324 Professional Educational Services - Employee Training and Development Services | \$200.00            | \$200.00            |                   | \$400.00            |
| 390 Other Purchased Professional and Technical Services                            | \$18.00             | \$18.00             |                   | \$36.00             |
| <b>Total Purchased Professional and Technical Services</b>                         | <b>\$218.00</b>     | <b>\$218.00</b>     |                   | <b>\$436.00</b>     |
| <b>500 Other Purchased Services</b>  |                     |                     |                   |                     |
| 580 Travel   | \$1,053.63          | \$1,053.63          |                   | \$2,107.26          |
| <b>Total Other Purchased Services</b>  | <b>\$1,053.63</b>   | <b>\$1,053.63</b>   |                   | <b>\$2,107.26</b>   |
| <b>600 Supplies</b>  |                     |                     |                   |                     |
| 610 General Supplies   | \$1,136.81          | \$1,136.81          | \$7,400.00        | \$9,673.62          |
| <b>Total Supplies</b>  | <b>\$1,136.81</b>   | <b>\$1,136.81</b>   | <b>\$7,400.00</b> | <b>\$9,673.62</b>   |
| <b>800 Other Objects</b>   |                     |                     |                   |                     |
| 810 Dues and Fees  | \$127.50            | \$127.50            |                   | \$255.00            |
| <b>Total Other Objects</b>   | <b>\$127.50</b>     | <b>\$127.50</b>     |                   | <b>\$255.00</b>     |
| <b>Total 2260 Instruction and Curriculum Development Services</b>                  | <b>\$136,264.36</b> | <b>\$135,162.10</b> | <b>\$7,400.00</b> | <b>\$278,826.46</b> |

.EA : 127045653 New Brighton Area SD

Printed 11/24/2015 4:11:50 PM

Page - 11 of 31

## General Fund (10)

|   | <u>Elementary</u> | <u>Secondary</u>  | <u>Federal</u>  | <u>Total</u>      |
|---|-------------------|-------------------|-----------------|-------------------|
| <b>2270 Instructional Staff Professional Development Services</b>       |                   |                   |                 |                   |
| <b>300 Purchased Professional and Technical Services</b>                |                   |                   |                 |                   |
| 390 Other Purchased Professional and Technical Services                 | \$712.71          | \$712.71          |                 | \$1,425.42        |
| <b>Total Purchased Professional and Technical Services</b>              | <b>\$712.71</b>   | <b>\$712.71</b>   |                 | <b>\$1,425.42</b> |
| <b>500 Other Purchased Services</b>                                     |                   |                   |                 |                   |
| 580 Travel  | \$587.93          | \$44.72           | \$505.00        | \$1,137.65        |
| <b>Total Other Purchased Services</b>                                   | <b>\$587.93</b>   | <b>\$44.72</b>    | <b>\$505.00</b> | <b>\$1,137.65</b> |
| <b>600 Supplies</b>   |                   |                   |                 |                   |
| 610 General Supplies  | \$347.77          | \$397.74          |                 | \$745.51          |
| <b>Total Supplies</b>   | <b>\$347.77</b>   | <b>\$397.74</b>   |                 | <b>\$745.51</b>   |
| <b>Total 2270 Instructional Staff Professional Development Services</b> | <b>\$1,648.41</b> | <b>\$1,155.17</b> | <b>\$505.00</b> | <b>\$3,308.58</b> |

EA : 127045653 New Brighton Area SD

Printed 11/24/2015 4:11:50 PM

Page - 12 of 31

## General Fund (10)

## 2300 Support Services - Administration

|  | <u>Elementary</u>   | <u>Secondary</u>    | <u>Federal</u> | <u>Total</u>          |
|--|---------------------|---------------------|----------------|-----------------------|
| <b>100 Personnel Services - Salaries</b>                   |                     |                     |                |                       |
| 100 Personnel Services - Salaries                          | \$193,561.42        | \$333,573.92        |                | \$729,552.50          |
| <b>Total Personnel Services - Salaries</b>                 | <b>\$193,561.42</b> | <b>\$333,573.92</b> |                | <b>\$729,552.50</b>   |
| <b>200 Personnel Services - Employee Benefits</b>          |                     |                     |                |                       |
| 210 Group Insurance - Contracted Provider                  | \$27,786.52         | \$62,599.44         |                | \$122,473.42          |
| 220 Social Security Contributions                          | \$14,343.90         | \$25,020.31         |                | \$54,588.44           |
| 230 Retirement Contributions                               | \$40,824.58         | \$70,435.22         |                | \$147,517.30          |
| 240 Tuition Reimbursement                                  | \$2,838.02          | \$5,762.04          |                | \$8,600.06            |
| 250 Unemployment Compensation                              | \$272.47            | \$375.22            |                | \$791.68              |
| 260 Workers' Compensation                                  | \$1,240.11          | \$2,159.18          |                | \$4,500.76            |
| <b>Total Personnel Services - Employee Benefits</b>        | <b>\$87,305.60</b>  | <b>\$166,351.41</b> |                | <b>\$338,471.66</b>   |
| <b>300 Purchased Professional and Technical Services</b>   |                     |                     |                |                       |
| 310 Official / Administrative Services                     |                     |                     |                | \$16,380.26           |
| 329 Professional Educational Services - Other              | \$229.01            | \$1,515.05          |                | \$1,744.06            |
| 330 Other Professional Services                            |                     |                     |                | \$87,648.18           |
| <b>Total Purchased Professional and Technical Services</b> | <b>\$229.01</b>     | <b>\$1,515.05</b>   |                | <b>\$105,772.50</b>   |
| <b>400 Purchased Property Services</b>                     |                     |                     |                |                       |
| 440 Rentals  | \$737.18            | \$1,496.70          |                | \$8,969.38            |
| <b>Total Purchased Property Services</b>                   | <b>\$737.18</b>     | <b>\$1,496.70</b>   |                | <b>\$8,969.38</b>     |
| <b>500 Other Purchased Services</b>                        |                     |                     |                |                       |
| 520 Insurance - General                                    |                     |                     |                | \$4,184.00            |
| 530 Communications   | \$4,860.53          | \$8,111.72          |                | \$12,972.25           |
| 549 Other Advertising/Public Relations                     |                     |                     |                | \$6,550.72            |
| 580 Travel   | \$164.10            | \$1,397.42          |                | \$2,450.01            |
| <b>Total Other Purchased Services</b>                      | <b>\$5,024.63</b>   | <b>\$9,509.14</b>   |                | <b>\$26,156.98</b>    |
| <b>600 Supplies</b>  |                     |                     |                |                       |
| 610 General Supplies                                       | \$1,894.12          | \$2,069.87          |                | \$22,333.34           |
| 640 Books and Periodicals                                  |                     |                     |                | \$761.00              |
| <b>Total Supplies</b>                                      | <b>\$1,894.12</b>   | <b>\$2,069.87</b>   |                | <b>\$23,094.34</b>    |
| <b>800 Other Objects</b>                                   |                     |                     |                |                       |
| 810 Dues and Fees  | \$879.78            | \$1,768.20          |                | \$12,917.63           |
| <b>Total Other Objects</b>                                 | <b>\$879.78</b>     | <b>\$1,768.20</b>   |                | <b>\$12,917.63</b>    |
| <b>Total 2300 Support Services - Administration</b>        | <b>\$289,631.74</b> | <b>\$516,284.29</b> |                | <b>\$1,244,934.99</b> |

.EA : 127045653 New Brighton Area SD

Printed 11/24/2015 4:11:50 PM

Page - 13 of 31

## General Fund (10)

## 2310 Board Services

ElementarySecondaryFederalTotal100 Personnel Services - Salaries

100 Personnel Services - Salaries

\$2,500.08

**Total Personnel Services - Salaries****\$2,500.08**200 Personnel Services - Employee Benefits

220 Social Security Contributions

\$188.64

230 Retirement Contributions

\$534.96

250 Unemployment Compensation

\$3.39

260 Workers' Compensation

\$16.32

**Total Personnel Services - Employee Benefits****\$743.31**300 Purchased Professional and Technical Services

330 Other Professional Services

\$39,026.88

**Total Purchased Professional and Technical Services****\$39,026.88**500 Other Purchased Services

549 Other Advertising/Public Relations

\$6,550.72

580 Travel

\$153.00

**Total Other Purchased Services****\$6,703.72**600 Supplies

610 General Supplies

\$1,152.57

**Total Supplies****\$1,152.57**800 Other Objects

810 Dues and Fees

\$1,668.00

**Total Other Objects****\$1,668.00****Total 2310 Board Services****\$51,794.56**

EA : 127045653 New Brighton Area SD

Printed 11/24/2015 4:11:50 PM

Page - 14 of 31

## General Fund (10)

## 2330 Tax Assessment and Collection Services

ElementarySecondaryFederalTotal100 Personnel Services - Salaries

100 Personnel Services - Salaries

\$32,989.08

**Total Personnel Services - Salaries****\$32,989.08**200 Personnel Services - Employee Benefits

220 Social Security Contributions

\$2,523.74

**Total Personnel Services - Employee Benefits****\$2,523.74**300 Purchased Professional and Technical Services

310 Official / Administrative Services

\$16,380.26

**Total Purchased Professional and Technical Services****\$16,380.26**500 Other Purchased Services

520 Insurance - General

\$4,184.00

**Total Other Purchased Services****\$4,184.00**600 Supplies

610 General Supplies

\$13,918.44

**Total Supplies****\$13,918.44****Total 2330 Tax Assessment and Collection Services****\$69,995.52**



EA : 127045653 New Brighton Area SD

Printed 11/24/2015 4:11:50 PM

Page - 15 of 31

## General Fund (10)

## 2340 Staff Relations and Negotiations Services

ElementarySecondaryFederalTotal100 Personnel Services - Salaries

100 Personnel Services - Salaries

\$498.00

**Total Personnel Services - Salaries****\$498.00**200 Personnel Services - Employee Benefits

220 Social Security Contributions

\$38.10

230 Retirement Contributions

\$106.57

260 Workers' Compensation

\$3.23

**Total Personnel Services - Employee Benefits****\$147.90****Total 2340 Staff Relations and Negotiations Services****\$645.90**

.EA : 127045653 New Brighton Area SD

Printed 11/24/2015 4:11:50 PM

Page - 16 of 31

## General Fund (10)

## 2350 Legal and Accounting Services

ElementarySecondaryFederalTotal300 Purchased Professional and Technical Services

330 Other Professional Services

\$48,621.30

## Total Purchased Professional and Technical Services

\$48,621.30

## Total 2350 Legal and Accounting Services

\$48,621.30

EA : 127045653 New Brighton Area SD

Printed 11/24/2015 4:11:50 PM

Page - 17 of 31

## General Fund (10)

## 2360 Office of the Superintendent / Executive Director Services

|  | <u>Elementary</u> | <u>Secondary</u>  | <u>Federal</u> | <u>Total</u>        |
|--|-------------------|-------------------|----------------|---------------------|
| <b>100 <u>Personnel Services - Salaries</u></b>                              |                   |                   |                |                     |
| 100 Personnel Services - Salaries  |                   |                   |                | \$166,430.00        |
| <b>Total Personnel Services - Salaries</b>                                   |                   |                   |                | <b>\$166,430.00</b> |
| <b>200 <u>Personnel Services - Employee Benefits</u></b>                     |                   |                   |                |                     |
| 210 Group Insurance - Contracted Provider                                    |                   |                   |                | \$32,087.46         |
| 220 Social Security Contributions  |                   |                   |                | \$12,473.75         |
| 230 Retirement Contributions   |                   |                   |                | \$35,615.97         |
| 250 Unemployment Compensation  |                   |                   |                | \$140.60            |
| 260 Workers' Compensation  |                   |                   |                | \$1,081.92          |
| <b>Total Personnel Services - Employee Benefits</b>                          |                   |                   |                | <b>\$81,399.70</b>  |
| <b>400 <u>Purchased Property Services</u></b>                                |                   |                   |                |                     |
| 440 Rentals  |                   |                   |                | \$6,735.50          |
| <b>Total Purchased Property Services</b>                                     |                   |                   |                | <b>\$6,735.50</b>   |
| <b>500 <u>Other Purchased Services</u></b>                                   |                   |                   |                |                     |
| 530 Communications   | \$2,739.78        | \$2,739.77        |                | \$5,479.55          |
| 580 Travel   |                   |                   |                | \$735.49            |
| <b>Total Other Purchased Services</b>  | <b>\$2,739.78</b> | <b>\$2,739.77</b> |                | <b>\$6,215.04</b>   |
| <b>600 <u>Supplies</u></b>   |                   |                   |                |                     |
| 610 General Supplies   |                   |                   |                | \$2,420.16          |
| 640 Books and Periodicals  |                   |                   |                | \$761.00            |
| <b>Total Supplies</b>  |                   |                   |                | <b>\$3,181.16</b>   |
| <b>800 <u>Other Objects</u></b>  |                   |                   |                |                     |
| 810 Dues and Fees  |                   |                   |                | \$8,601.65          |
| <b>Total Other Objects</b>   |                   |                   |                | <b>\$8,601.65</b>   |
| <b>Total 2360 Office of the Superintendent / Executive Director Services</b> | <b>\$2,739.78</b> | <b>\$2,739.77</b> |                | <b>\$272,563.05</b> |

.EA : 127045653 New Brighton Area SD

Printed 11/24/2015 4:11:50 PM

Page - 18 of 31

## General Fund (10)

## 2370 Community Relations Services

|   | <u>Elementary</u> | <u>Secondary</u> | <u>Federal</u> | <u>Total</u> |
|---|-------------------|------------------|----------------|--------------|
| 600 <u>Supplies</u>                     |                   |                  |                |              |
| 610 General Supplies                    |                   |                  |                | \$878.18     |
| Total Supplies                          |                   |                  |                | \$878.18     |
| Total 2370 Community Relations Services |                   |                  |                | \$878.18     |

EA : 127045653 New Brighton Area SD

Printed 11/24/2015 4:11:50 PM

Page - 19 of 31

## General Fund (10)

| 2380 Office of the Principal Services                      | Elementary          | Secondary           | Federal | Total               |
|--|---------------------|---------------------|---------|---------------------|
| <b>100 Personnel Services - Salaries</b>                   |                     |                     |         |                     |
| 100 Personnel Services - Salaries                          | \$193,561.42        | \$333,573.92        |         | \$527,135.34        |
| <b>Total Personnel Services - Salaries</b>                 | <b>\$193,561.42</b> | <b>\$333,573.92</b> |         | <b>\$527,135.34</b> |
| <b>200 Personnel Services - Employee Benefits</b>          |                     |                     |         |                     |
| 210 Group Insurance - Contracted Provider                  | \$27,786.52         | \$62,599.44         |         | \$90,385.96         |
| 220 Social Security Contributions                          | \$14,343.90         | \$25,020.31         |         | \$39,364.21         |
| 230 Retirement Contributions                               | \$40,824.58         | \$70,435.22         |         | \$111,259.80        |
| 240 Tuition Reimbursement                                  | \$2,838.02          | \$5,762.04          |         | \$8,600.06          |
| 250 Unemployment Compensation                              | \$272.47            | \$375.22            |         | \$647.69            |
| 260 Workers' Compensation                                  | \$1,240.11          | \$2,159.18          |         | \$3,399.29          |
| <b>Total Personnel Services - Employee Benefits</b>        | <b>\$87,305.60</b>  | <b>\$166,351.41</b> |         | <b>\$253,657.01</b> |
| <b>300 Purchased Professional and Technical Services</b>   |                     |                     |         |                     |
| 329 Professional Educational Services - Other              | \$229.01            | \$1,515.05          |         | \$1,744.06          |
| <b>Total Purchased Professional and Technical Services</b> | <b>\$229.01</b>     | <b>\$1,515.05</b>   |         | <b>\$1,744.06</b>   |
| <b>400 Purchased Property Services</b>                     |                     |                     |         |                     |
| 440 Rentals  | \$737.18            | \$1,496.70          |         | \$2,233.88          |
| <b>Total Purchased Property Services</b>                   | <b>\$737.18</b>     | <b>\$1,496.70</b>   |         | <b>\$2,233.88</b>   |
| <b>500 Other Purchased Services</b>                        |                     |                     |         |                     |
| 530 Communications   | \$2,120.75          | \$5,371.95          |         | \$7,492.70          |
| 580 Travel   | \$164.10            | \$1,397.42          |         | \$1,561.52          |
| <b>Total Other Purchased Services</b>                      | <b>\$2,284.85</b>   | <b>\$6,769.37</b>   |         | <b>\$9,054.22</b>   |
| <b>600 Supplies</b>  |                     |                     |         |                     |
| 610 General Supplies                                       | \$1,894.12          | \$2,069.87          |         | \$3,963.99          |
| <b>Total Supplies</b>                                      | <b>\$1,894.12</b>   | <b>\$2,069.87</b>   |         | <b>\$3,963.99</b>   |
| <b>800 Other Objects</b>                                   |                     |                     |         |                     |
| 810 Dues and Fees  | \$879.78            | \$1,768.20          |         | \$2,647.98          |
| <b>Total Other Objects</b>                                 | <b>\$879.78</b>     | <b>\$1,768.20</b>   |         | <b>\$2,647.98</b>   |
| <b>Total 2380 Office of the Principal Services</b>         | <b>\$286,891.96</b> | <b>\$513,544.52</b> |         | <b>\$800,436.48</b> |

.EA : 127045653 New Brighton Area SD

Printed 11/24/2015 4:11:50 PM

Page - 20 of 31

**General Fund (10)****2400 Support Services - Pupil Health**ElementarySecondaryFederalTotal**100 Personnel Services - Salaries**

100 Personnel Services - Salaries

\$159,170.50

**Total Personnel Services - Salaries****\$159,170.50****200 Personnel Services - Employee Benefits**

210 Group Insurance - Contracted Provider

\$12,518.58

220 Social Security Contributions

\$12,066.16

230 Retirement Contributions

\$32,724.03

250 Unemployment Compensation

\$245.33

260 Workers' Compensation

\$1,034.80

**Total Personnel Services - Employee Benefits****\$58,588.90****300 Purchased Professional and Technical Services**

329 Professional Educational Services - Other

\$30.00

330 Other Professional Services

\$30,410.13

**Total Purchased Professional and Technical Services****\$30,440.13****600 Supplies**

610 General Supplies

\$7,161.42

640 Books and Periodicals

\$194.58

**Total Supplies****\$7,356.00****Total 2400 Support Services - Pupil Health****\$255,555.53**

.EA : 127045653 New Brighton Area SD

Printed 11/24/2015 4:11:50 PM

Page - 21 of 31

## General Fund (10)

## 2420 Medical Services

ElementarySecondaryFederalTotal100 Personnel Services - Salaries

100 Personnel Services - Salaries

\$159,170.50

**Total Personnel Services - Salaries****\$159,170.50**200 Personnel Services - Employee Benefits

210 Group Insurance - Contracted Provider

\$12,518.58

220 Social Security Contributions

\$12,066.16

230 Retirement Contributions

\$32,724.03

250 Unemployment Compensation

\$245.33

260 Workers' Compensation

\$1,034.80

**Total Personnel Services - Employee Benefits****\$58,588.90**300 Purchased Professional and Technical Services

329 Professional Educational Services - Other

\$30.00

330 Other Professional Services

\$28,430.13

**Total Purchased Professional and Technical Services****\$28,460.13**600 Supplies

610 General Supplies

\$2,186.42

640 Books and Periodicals

\$194.58

**Total Supplies****\$2,381.00****Total 2420 Medical Services****\$248,600.53**

.EA : 127045653 New Brighton Area SD

Printed 11/24/2015 4:11:50 PM

Page - 22 of 31

## General Fund (10)

## 2430 Dental Services

ElementarySecondaryFederalTotal300 Purchased Professional and Technical Services

330 Other Professional Services

\$1,980.00

**Total Purchased Professional and Technical Services****\$1,980.00****Total 2430 Dental Services****\$1,980.00**



.EA : 127045653    New Brighton Area SD

Printed 11/24/2015 4:11:50 PM

General Fund (10)

|                                  |            |           |         |            |
|----------------------------------|------------|-----------|---------|------------|
| 2490 Other Health Services       | Elementary | Secondary | Federal | Total      |
| 600 Supplies                     |            |           |         |            |
| 610 General Supplies             |            |           |         | \$4,975.00 |
| Total Supplies                   |            |           |         | \$4,975.00 |
| Total 2490 Other Health Services |            |           |         | \$4,975.00 |

EA : 127045653 New Brighton Area SD

Printed 11/24/2015 4:11:50 PM

Page - 24 of 31

## General Fund (10)

## 2500 Support Services - Business

100 Personnel Services - Salaries

|                                   | <u>Elementary</u> | <u>Secondary</u> | <u>Federal</u> | <u>Total</u> |
|-----------------------------------|-------------------|------------------|----------------|--------------|
| 100 Personnel Services - Salaries |                   |                  |                | \$157,268.63 |

|  |  |  |  |                     |
|--|--|--|--|---------------------|
| <b>Total Personnel Services - Salaries</b> |  |  |  | <b>\$157,268.63</b> |
|--|--|--|--|---------------------|

200 Personnel Services - Employee Benefits

|   |  |  |  |             |
|---|--|--|--|-------------|
| 210 Group Insurance - Contracted Provider |  |  |  | \$39,105.23 |
|---|--|--|--|-------------|

|                                   |  |  |  |             |
|-----------------------------------|--|--|--|-------------|
| 220 Social Security Contributions |  |  |  | \$11,624.54 |
|-----------------------------------|--|--|--|-------------|

|                              |  |  |  |             |
|------------------------------|--|--|--|-------------|
| 230 Retirement Contributions |  |  |  | \$33,432.75 |
|------------------------------|--|--|--|-------------|

|                           |  |  |  |            |
|---------------------------|--|--|--|------------|
| 240 Tuition Reimbursement |  |  |  | \$3,734.00 |
|---------------------------|--|--|--|------------|

|                               |  |  |  |          |
|-------------------------------|--|--|--|----------|
| 250 Unemployment Compensation |  |  |  | \$215.99 |
|-------------------------------|--|--|--|----------|

|                           |  |  |  |            |
|---------------------------|--|--|--|------------|
| 260 Workers' Compensation |  |  |  | \$1,014.31 |
|---------------------------|--|--|--|------------|

|   |  |  |  |                    |
|---|--|--|--|--------------------|
| <b>Total Personnel Services - Employee Benefits</b> |  |  |  | <b>\$89,126.82</b> |
|---|--|--|--|--------------------|

300 Purchased Professional and Technical Services

|                                 |  |  |  |            |
|---------------------------------|--|--|--|------------|
| 330 Other Professional Services |  |  |  | \$4,460.64 |
|---------------------------------|--|--|--|------------|

|  |  |  |  |                   |
|--|--|--|--|-------------------|
| <b>Total Purchased Professional and Technical Services</b> |  |  |  | <b>\$4,460.64</b> |
|--|--|--|--|-------------------|

500 Other Purchased Services

|            |  |  |  |            |
|------------|--|--|--|------------|
| 580 Travel |  |  |  | \$1,016.93 |
|------------|--|--|--|------------|

|                                       |  |  |  |                   |
|---------------------------------------|--|--|--|-------------------|
| <b>Total Other Purchased Services</b> |  |  |  | <b>\$1,016.93</b> |
|---------------------------------------|--|--|--|-------------------|

600 Supplies

|                      |  |  |  |            |
|----------------------|--|--|--|------------|
| 610 General Supplies |  |  |  | \$1,508.52 |
|----------------------|--|--|--|------------|

|                           |  |  |  |          |
|---------------------------|--|--|--|----------|
| 640 Books and Periodicals |  |  |  | \$117.00 |
|---------------------------|--|--|--|----------|

|                       |  |  |  |                   |
|-----------------------|--|--|--|-------------------|
| <b>Total Supplies</b> |  |  |  | <b>\$1,625.52</b> |
|-----------------------|--|--|--|-------------------|

800 Other Objects

|                   |  |  |  |            |
|-------------------|--|--|--|------------|
| 810 Dues and Fees |  |  |  | \$1,744.85 |
|-------------------|--|--|--|------------|

|                            |  |  |  |                   |
|----------------------------|--|--|--|-------------------|
| <b>Total Other Objects</b> |  |  |  | <b>\$1,744.85</b> |
|----------------------------|--|--|--|-------------------|

|   |  |  |  |                     |
|---|--|--|--|---------------------|
| <b>Total 2500 Support Services - Business</b> |  |  |  | <b>\$255,243.39</b> |
|---|--|--|--|---------------------|

.EA : 127045653 New Brighton Area SD

Printed 11/24/2015 4:11:50 PM

Page - 25 of 31

## General Fund (10)

| 2510 Fiscal Services                                       | Elementary | Secondary | Federal | Total               |
|--|------------|-----------|---------|---------------------|
| <b>100 Personnel Services - Salaries</b>                   |            |           |         |                     |
| 100 Personnel Services - Salaries                          |            |           |         | \$157,268.63        |
| <b>Total Personnel Services - Salaries</b>                 |            |           |         | <b>\$157,268.63</b> |
| <b>200 Personnel Services - Employee Benefits</b>          |            |           |         |                     |
| 210 Group Insurance - Contracted Provider                  |            |           |         | \$39,105.23         |
| 220 Social Security Contributions                          |            |           |         | \$11,624.54         |
| 230 Retirement Contributions                               |            |           |         | \$33,432.75         |
| 240 Tuition Reimbursement                                  |            |           |         | \$3,734.00          |
| 250 Unemployment Compensation                              |            |           |         | \$215.99            |
| 260 Workers' Compensation                                  |            |           |         | \$1,014.31          |
| <b>Total Personnel Services - Employee Benefits</b>        |            |           |         | <b>\$89,126.82</b>  |
| <b>300 Purchased Professional and Technical Services</b>   |            |           |         |                     |
| 330 Other Professional Services                            |            |           |         | \$4,460.64          |
| <b>Total Purchased Professional and Technical Services</b> |            |           |         | <b>\$4,460.64</b>   |
| <b>500 Other Purchased Services</b>                        |            |           |         |                     |
| 580 Travel   |            |           |         | \$1,016.93          |
| <b>Total Other Purchased Services</b>                      |            |           |         | <b>\$1,016.93</b>   |
| <b>600 Supplies</b>  |            |           |         |                     |
| 610 General Supplies                                       |            |           |         | \$1,508.52          |
| 640 Books and Periodicals                                  |            |           |         | \$117.00            |
| <b>Total Supplies</b>                                      |            |           |         | <b>\$1,625.52</b>   |
| <b>800 Other Objects</b>                                   |            |           |         |                     |
| 810 Dues and Fees  |            |           |         | \$1,744.85          |
| <b>Total Other Objects</b>                                 |            |           |         | <b>\$1,744.85</b>   |
| <b>Total 2510 Fiscal Services</b>                          |            |           |         | <b>\$255,243.39</b> |

.EA : 127045653 New Brighton Area SD

Printed 11/24/2015 4:11:50 PM

Page - 26 of 31

## General Fund (10)

## 2511 Supervision of Fiscal Services - Head of Component

|  | <u>Elementary</u> | <u>Secondary</u> | <u>Federal</u> | <u>Total</u>        |
|--|-------------------|------------------|----------------|---------------------|
| <b>100 <u>Personnel Services - Salaries</u></b>                      |                   |                  |                |                     |
| 100 Personnel Services - Salaries                                    |                   |                  |                | \$157,268.63        |
| <b>Total Personnel Services - Salaries</b>                           |                   |                  |                | <b>\$157,268.63</b> |
| <b>200 <u>Personnel Services - Employee Benefits</u></b>             |                   |                  |                |                     |
| 210 Group Insurance - Contracted Provider                            |                   |                  |                | \$39,105.23         |
| 220 Social Security Contributions                                    |                   |                  |                | \$11,624.54         |
| 230 Retirement Contributions   |                   |                  |                | \$33,432.75         |
| 240 Tuition Reimbursement  |                   |                  |                | \$3,734.00          |
| 250 Unemployment Compensation  |                   |                  |                | \$215.99            |
| 260 Workers' Compensation  |                   |                  |                | \$1,014.31          |
| <b>Total Personnel Services - Employee Benefits</b>                  |                   |                  |                | <b>\$89,126.82</b>  |
| <b>300 <u>Purchased Professional and Technical Services</u></b>      |                   |                  |                |                     |
| 330 Other Professional Services                                      |                   |                  |                | \$4,460.64          |
| <b>Total Purchased Professional and Technical Services</b>           |                   |                  |                | <b>\$4,460.64</b>   |
| <b>500 <u>Other Purchased Services</u></b>                           |                   |                  |                |                     |
| 580 Travel   |                   |                  |                | \$1,016.93          |
| <b>Total Other Purchased Services</b>                                |                   |                  |                | <b>\$1,016.93</b>   |
| <b>600 <u>Supplies</u></b>   |                   |                  |                |                     |
| 610 General Supplies   |                   |                  |                | \$1,508.52          |
| 640 Books and Periodicals  |                   |                  |                | \$117.00            |
| <b>Total Supplies</b>  |                   |                  |                | <b>\$1,625.52</b>   |
| <b>800 <u>Other Objects</u></b>                                      |                   |                  |                |                     |
| 810 Dues and Fees  |                   |                  |                | \$1,744.85          |
| <b>Total Other Objects</b>   |                   |                  |                | <b>\$1,744.85</b>   |
| <b>Total 2511 Supervision of Fiscal Services - Head of Component</b> |                   |                  |                | <b>\$255,243.39</b> |

.EA : 127045653 New Brighton Area SD

Printed 11/24/2015 4:11:50 PM

Page - 27 of 31

## General Fund (10)

## 2600 Operation and Maintenance of Plant Services

ElementarySecondaryFederalTotal100 Personnel Services - Salaries

100 Personnel Services - Salaries

\$666,010.59

**Total Personnel Services - Salaries****\$666,010.59**200 Personnel Services - Employee Benefits

210 Group Insurance - Contracted Provider

\$192,128.72

220 Social Security Contributions

\$50,367.84

230 Retirement Contributions

\$143,189.50

250 Unemployment Compensation

\$1,394.41

260 Workers' Compensation

\$1,026.71

**Total Personnel Services - Employee Benefits****\$388,107.18**300 Purchased Professional and Technical Services

390 Other Purchased Professional and Technical Services

\$10,488.52

**Total Purchased Professional and Technical Services****\$10,488.52**400 Purchased Property Services

410 Cleaning Services

\$10,855.44

420 Utility Services

\$334,734.81

430 Repairs and Maintenance Services

\$72,835.95

440 Rentals

\$1,387.27

**Total Purchased Property Services****\$419,813.47**500 Other Purchased Services

523 General Property and Liability Insurance

\$93,319.00

530 Communications

(\$10,578.51)

580 Travel

\$37.65

**Total Other Purchased Services****\$82,778.14**600 Supplies

610 General Supplies

\$92,794.82

\$92,794.76

\$185,589.58

620 Energy

\$174,340.42

**Total Supplies****\$92,794.82****\$92,794.76****\$359,930.00**700 Property

750 Equipment - Original and Additional

\$299.00

760 Equipment - Replacement

\$2,601.70

**Total Property****\$2,900.70**800 Other Objects

810 Dues and Fees

\$1,004.51

**Total Other Objects****\$1,004.51****Total 2600 Operation and Maintenance of Plant Services****\$92,794.82****\$92,794.76****\$1,931,033.11**

.EA : 127045653 New Brighton Area SD

Printed 11/24/2015 4:11:50 PM

Page - 28 of 31

## General Fund (10)

## 2610 Supervision of Operation and Maintenance of Plant Services

ElementarySecondaryFederalTotal100 Personnel Services - Salaries

100 Personnel Services - Salaries

\$74,469.21

**Total Personnel Services - Salaries****\$74,469.21**200 Personnel Services - Employee Benefits

210 Group Insurance - Contracted Provider

\$16,981.23

220 Social Security Contributions

\$5,738.59

230 Retirement Contributions

\$15,936.38

250 Unemployment Compensation

\$71.99

260 Workers' Compensation

\$484.17

**Total Personnel Services - Employee Benefits****\$39,212.36****Total 2610 Supervision of Operation and Maintenance of Plant Services****\$113,681.57**

.EA : 127045653 New Brighton Area SD

Printed 11/24/2015 4:11:50 PM

Page - 29 of 31

## General Fund (10)

## 2611 Supervision of Operation and Maintenance of Plant Services - Head of Component

ElementarySecondaryFederalTotal100 Personnel Services - Salaries

100 Personnel Services - Salaries

\$74,469.21

**Total Personnel Services - Salaries****\$74,469.21**200 Personnel Services - Employee Benefits

210 Group Insurance - Contracted Provider

\$16,981.23

220 Social Security Contributions

\$5,738.59

230 Retirement Contributions

\$15,936.38

250 Unemployment Compensation

\$71.99

260 Workers' Compensation

\$484.17

**Total Personnel Services - Employee Benefits****\$39,212.36****Total 2611 Supervision of Operation and Maintenance of Plant Services - Head of Component****\$113,681.57**

EA : 127045653 New Brighton Area SD

Printed 11/24/2015 4:11:50 PM

Page - 30 of 31

## General Fund (10)

| 2620 Operation of Buildings Services                       | Elementary         | Secondary          | Federal | Total                 |
|--|--------------------|--------------------|---------|-----------------------|
| <b>100 Personnel Services - Salaries</b>                   |                    |                    |         |                       |
| 100 Personnel Services - Salaries                          |                    |                    |         | \$524,399.38          |
| <b>Total Personnel Services - Salaries</b>                 |                    |                    |         | <b>\$524,399.38</b>   |
| <b>200 Personnel Services - Employee Benefits</b>          |                    |                    |         |                       |
| 210 Group Insurance - Contracted Provider                  |                    |                    |         | \$140,251.31          |
| 220 Social Security Contributions                          |                    |                    |         | \$39,547.70           |
| 230 Retirement Contributions                               |                    |                    |         | \$112,884.88          |
| 250 Unemployment Compensation                              |                    |                    |         | \$1,190.67            |
| 260 Workers' Compensation                                  |                    |                    |         | \$106.22              |
| <b>Total Personnel Services - Employee Benefits</b>        |                    |                    |         | <b>\$293,980.78</b>   |
| <b>300 Purchased Professional and Technical Services</b>   |                    |                    |         |                       |
| 390 Other Purchased Professional and Technical Services    |                    |                    |         | \$10,488.52           |
| <b>Total Purchased Professional and Technical Services</b> |                    |                    |         | <b>\$10,488.52</b>    |
| <b>400 Purchased Property Services</b>                     |                    |                    |         |                       |
| 410 Cleaning Services                                      |                    |                    |         | \$10,855.44           |
| 420 Utility Services                                       |                    |                    |         | \$334,734.81          |
| 430 Repairs and Maintenance Services                       |                    |                    |         | \$57,412.01           |
| 440 Rentals  |                    |                    |         | \$1,387.27            |
| <b>Total Purchased Property Services</b>                   |                    |                    |         | <b>\$404,389.53</b>   |
| <b>500 Other Purchased Services</b>                        |                    |                    |         |                       |
| 523 General Property and Liability Insurance               |                    |                    |         | \$93,319.00           |
| 530 Communications   |                    |                    |         | (\$10,578.51)         |
| 580 Travel   |                    |                    |         | \$37.65               |
| <b>Total Other Purchased Services</b>                      |                    |                    |         | <b>\$82,778.14</b>    |
| <b>600 Supplies</b>  |                    |                    |         |                       |
| 610 General Supplies                                       | \$70,998.34        | \$70,998.30        |         | \$141,996.64          |
| 620 Energy   |                    |                    |         | \$168,379.54          |
| <b>Total Supplies</b>                                      | <b>\$70,998.34</b> | <b>\$70,998.30</b> |         | <b>\$310,376.18</b>   |
| <b>700 Property</b>  |                    |                    |         |                       |
| 750 Equipment - Original and Additional                    |                    |                    |         | \$299.00              |
| 760 Equipment - Replacement                                |                    |                    |         | \$2,601.70            |
| <b>Total Property</b>                                      |                    |                    |         | <b>\$2,900.70</b>     |
| <b>800 Other Objects</b>                                   |                    |                    |         |                       |
| 810 Dues and Fees  |                    |                    |         | \$1,004.51            |
| <b>Total Other Objects</b>                                 |                    |                    |         | <b>\$1,004.51</b>     |
| <b>Total 2620 Operation of Buildings Services</b>          | <b>\$70,998.34</b> | <b>\$70,998.30</b> |         | <b>\$1,630,317.74</b> |



.EA : 127045653 New Brighton Area SD

Printed 11/24/2015 4:11:50 PM

Page - 31 of 31

## General Fund (10)

## 2630 Care and Upkeep of Grounds Services

ElementarySecondaryFederalTotal100 Personnel Services - Salaries

100 Personnel Services - Salaries

\$67,142.00

**Total Personnel Services - Salaries****\$67,142.00**200 Personnel Services - Employee Benefits

210 Group Insurance - Contracted Provider

\$34,896.18

220 Social Security Contributions

\$5,081.55

230 Retirement Contributions

\$14,368.24

250 Unemployment Compensation

\$131.75

260 Workers' Compensation

\$436.32

**Total Personnel Services - Employee Benefits****\$54,914.04**600 Supplies

610 General Supplies

\$21,103.44

\$21,103.43

\$42,206.87

**Total Supplies****\$21,103.44****\$21,103.43****\$42,206.87****Total 2630 Care and Upkeep of Grounds Services****\$21,103.44****\$21,103.43****\$164,262.91**

.EA : 127045653 New Brighton Area SD

Printed 11/24/2015 4:11:50 PM

Page - 32 of 31

## General Fund (10)

| 2650 Vehicle Operation and Maintenance Services (Other Than Student Transportation Vehicles)              | <u>Elementary</u> | <u>Secondary</u> | <u>Federal</u> | <u>Total</u>       |
|---|-------------------|------------------|----------------|--------------------|
| <b>400 <u>Purchased Property Services</u></b>   |                   |                  |                |                    |
| 430 Repairs and Maintenance Services  |                   |                  |                | \$15,423.94        |
| <b>Total Purchased Property Services</b>  |                   |                  |                | <b>\$15,423.94</b> |
| <b>600 <u>Supplies</u></b>  |                   |                  |                |                    |
| 610 General Supplies  | \$693.04          | \$693.03         |                | \$1,386.07         |
| 620 Energy  |                   |                  |                | \$5,960.88         |
| <b>Total Supplies</b>   | <b>\$693.04</b>   | <b>\$693.03</b>  |                | <b>\$7,346.95</b>  |
| <b>Total 2650 Vehicle Operation and Maintenance Services (Other Than Student Transportation Vehicles)</b> | <b>\$693.04</b>   | <b>\$693.03</b>  |                | <b>\$22,770.89</b> |

.EA : 127045653 New Brighton Area SD

Printed 11/24/2015 4:11:50 PM

Page - 33 of 31

## General Fund (10)

| 2700 Student Transportation Services            | <u>Elementary</u> | <u>Secondary</u> | <u>Federal</u> | <u>Total</u>   |
|---|-------------------|------------------|----------------|----------------|
| 500 <u>Other Purchased Services</u>             |                   |                  |                |                |
| 513 Contracted Carriers                         |                   |                  |                | \$628,213.21   |
| 516 Student Transportation Services From the IU |                   |                  |                | \$451,209.90   |
| Total Other Purchased Services                  |                   |                  |                | \$1,079,423.11 |
| Total 2700 Student Transportation Services      |                   |                  |                | \$1,079,423.11 |

.EA : 127045653 New Brighton Area SD

Printed 11/24/2015 4:11:50 PM

Page - 34 of 34

## General Fund (10)

## 2720 Vehicle Operation Services

ElementarySecondaryFederalTotal500 Other Purchased Services

513 Contracted Carriers

\$628,213.21

516 Student Transportation Services From the IU

\$451,209.90

## Total Other Purchased Services

\$1,079,423.11

## Total 2720 Vehicle Operation Services

\$1,079,423.11

.EA : 127045653 New Brighton Area SD

Printed 11/24/2015 4:11:50 PM

Page - 35 of 31

**General Fund (10)****2800 Support Services - Central**ElementarySecondaryFederalTotal**100 Personnel Services - Salaries**

100 Personnel Services - Salaries

\$115,496.39

**Total Personnel Services - Salaries****\$115,496.39****200 Personnel Services - Employee Benefits**

210 Group Insurance - Contracted Provider

\$28,745.29

220 Social Security Contributions

\$8,743.89

230 Retirement Contributions

\$24,662.81

250 Unemployment Compensation

\$144.00

260 Workers' Compensation

\$750.73

**Total Personnel Services - Employee Benefits****\$63,046.72****300 Purchased Professional and Technical Services**

340 Technical Services

\$50,355.83

**Total Purchased Professional and Technical Services****\$50,355.83****500 Other Purchased Services**

530 Communications

\$971.50

580 Travel

\$33.15

**Total Other Purchased Services****\$1,004.65****600 Supplies**

610 General Supplies

\$97,708.45

**Total Supplies****\$97,708.45****Total 2800 Support Services - Central****\$327,612.04**

EA : 127045653 New Brighton Area SD

Printed 11/24/2015 4:11:50 PM

Page - 36 of 36

## General Fund (10)

## 2840 Data Processing Services

ElementarySecondaryFederalTotal100 Personnel Services - Salaries

100 Personnel Services - Salaries

\$115,496.39

**Total Personnel Services - Salaries****\$115,496.39**200 Personnel Services - Employee Benefits

210 Group Insurance - Contracted Provider

\$28,745.29

220 Social Security Contributions

\$8,743.89

230 Retirement Contributions

\$24,662.81

250 Unemployment Compensation

\$144.00

260 Workers' Compensation

\$750.73

**Total Personnel Services - Employee Benefits****\$63,046.72**300 Purchased Professional and Technical Services

340 Technical Services

\$50,355.83

**Total Purchased Professional and Technical Services****\$50,355.83**500 Other Purchased Services

530 Communications

\$971.50

580 Travel

\$33.15

**Total Other Purchased Services****\$1,004.65**600 Supplies

610 General Supplies

\$97,708.45

**Total Supplies****\$97,708.45****Total 2840 Data Processing Services****\$327,612.04**

.EA : 127045653 New Brighton Area SD

Printed 11/24/2015 4:11:50 PM

Page - 37 of 31

## General Fund (10)

## 2900 Other Support Services

ElementarySecondaryFederalTotal500 Other Purchased Services

595 IU Payments By Withholding

\$6,285.14

## Total Other Purchased Services

\$6,285.14

## Total 2900 Other Support Services

\$6,285.14

.EA : 127045653    New Brighton Area SD

Printed 11/24/2015 4:11:50 PM

General Fund (10)

|   |                   |                  |                |              |
|---|-------------------|------------------|----------------|--------------|
| 2910 Support Services Not Listed Elsewhere In the 2000 Series       | <u>Elementary</u> | <u>Secondary</u> | <u>Federal</u> | <u>Total</u> |
| 500 <u>Other Purchased Services</u>                                 |                   |                  |                |              |
| 595 IU Payments By Withholding                                      |                   |                  |                | \$6,285.14   |
| Total Other Purchased Services                                      |                   |                  |                | \$6,285.14   |
| Total 2910 Support Services Not Listed Elsewhere In the 2000 Series |                   |                  |                | \$6,285.14   |



EA : 127045653 New Brighton Area SD

Printed 11/24/2015 4:11:52 PM

Page - 1 of 1

## General Fund (10)

## 3000 Operation of Non-Instructional Services

Total

100 Personnel Services - Salaries

|                                   |              |
|-----------------------------------|--------------|
| 100 Personnel Services - Salaries | \$265,862.18 |
|-----------------------------------|--------------|

## Total Personnel Services - Salaries

\$265,862.18

200 Personnel Services - Employee Benefits

|   |          |
|---|----------|
| 210 Group Insurance - Contracted Provider | \$984.63 |
|---|----------|

|                                   |             |
|-----------------------------------|-------------|
| 220 Social Security Contributions | \$19,526.65 |
|-----------------------------------|-------------|

|                              |             |
|------------------------------|-------------|
| 230 Retirement Contributions | \$41,354.23 |
|------------------------------|-------------|

|                               |            |
|-------------------------------|------------|
| 250 Unemployment Compensation | \$1,072.14 |
|-------------------------------|------------|

|                           |            |
|---------------------------|------------|
| 260 Workers' Compensation | \$1,721.08 |
|---------------------------|------------|

## Total Personnel Services - Employee Benefits

\$64,658.73

300 Purchased Professional and Technical Services

|  |          |
|--|----------|
| 310 Official / Administrative Services | \$500.00 |
|--|----------|

|                                 |             |
|---------------------------------|-------------|
| 330 Other Professional Services | \$50,638.07 |
|---------------------------------|-------------|

|                                |             |
|--------------------------------|-------------|
| 350 Security / Safety Services | \$13,750.00 |
|--------------------------------|-------------|

|   |            |
|---|------------|
| 390 Other Purchased Professional and Technical Services | \$3,458.82 |
|---|------------|

## Total Purchased Professional and Technical Services

\$68,346.89

400 Purchased Property Services

|                       |          |
|-----------------------|----------|
| 410 Cleaning Services | \$449.14 |
|-----------------------|----------|

|                                      |             |
|--------------------------------------|-------------|
| 430 Repairs and Maintenance Services | \$37,812.89 |
|--------------------------------------|-------------|

|             |            |
|-------------|------------|
| 440 Rentals | \$3,245.83 |
|-------------|------------|

|                                       |            |
|---------------------------------------|------------|
| 490 Other Purchased Property Services | \$7,307.36 |
|---------------------------------------|------------|

## Total Purchased Property Services

\$48,815.22

500 Other Purchased Services

|                                     |             |
|-------------------------------------|-------------|
| 510 Student Transportation Services | \$30,364.55 |
|-------------------------------------|-------------|

|                         |             |
|-------------------------|-------------|
| 520 Insurance - General | \$11,500.00 |
|-------------------------|-------------|

|            |            |
|------------|------------|
| 580 Travel | \$2,079.30 |
|------------|------------|

## Total Other Purchased Services

\$43,943.85

600 Supplies

|                      |              |
|----------------------|--------------|
| 610 General Supplies | \$133,301.91 |
|----------------------|--------------|

## Total Supplies

\$133,301.91

800 Other Objects

|                   |             |
|-------------------|-------------|
| 810 Dues and Fees | \$31,419.35 |
|-------------------|-------------|

|                                |            |
|--------------------------------|------------|
| 890 Miscellaneous Expenditures | \$3,619.61 |
|--------------------------------|------------|

## Total Other Objects

\$35,038.96

## Total 3000 Operation of Non-Instructional Services

\$659,967.74

.EA : 127045653 New Brighton Area SD

Printed 11/24/2015 4:11:52 PM

Page - 2 of 3

## General Fund (10)

## 3200 Student Activities

ElementarySecondaryFederalTotal100 Personnel Services - Salaries

100 Personnel Services - Salaries

\$185,957.46

**Total Personnel Services - Salaries****\$185,957.46**200 Personnel Services - Employee Benefits

220 Social Security Contributions

\$14,301.66

230 Retirement Contributions

\$31,263.19

250 Unemployment Compensation

\$701.26

260 Workers' Compensation

\$1,215.37

**Total Personnel Services - Employee Benefits****\$47,481.48**300 Purchased Professional and Technical Services

310 Official / Administrative Services

\$500.00

330 Other Professional Services

\$50,638.07

350 Security / Safety Services

\$13,750.00

390 Other Purchased Professional and Technical Services

\$1,868.00

**Total Purchased Professional and Technical Services****\$66,756.07**400 Purchased Property Services

410 Cleaning Services

\$449.14

430 Repairs and Maintenance Services

\$16,409.05

440 Rentals

\$3,245.83

**Total Purchased Property Services****\$20,104.02**500 Other Purchased Services

510 Student Transportation Services

\$30,364.55

520 Insurance - General

\$11,500.00

580 Travel

\$2,054.30

**Total Other Purchased Services****\$43,918.85**600 Supplies

610 General Supplies

\$128,125.54

**Total Supplies****\$128,125.54**800 Other Objects

810 Dues and Fees

\$11,275.50

890 Miscellaneous Expenditures

\$3,619.61

**Total Other Objects****\$14,895.11****Total 3200 Student Activities****\$507,238.53**

EA : 127045653 New Brighton Area SD

Printed 11/24/2015 4:11:52 PM

Page - 3 of :

## General Fund (10)

## 3300 Community Services

ElementarySecondaryFederalTotal100 Personnel Services - Salaries

100 Personnel Services - Salaries

\$79,904.72

**Total Personnel Services - Salaries****\$79,904.72**200 Personnel Services - Employee Benefits

210 Group Insurance - Contracted Provider

\$984.63

220 Social Security Contributions

\$5,224.99

230 Retirement Contributions

\$10,091.04

250 Unemployment Compensation

\$370.88

260 Workers' Compensation

\$505.71

**Total Personnel Services - Employee Benefits****\$17,177.25**300 Purchased Professional and Technical Services

390 Other Purchased Professional and Technical Services

\$1,590.82

**Total Purchased Professional and Technical Services****\$1,590.82**400 Purchased Property Services

430 Repairs and Maintenance Services

\$21,403.84

490 Other Purchased Property Services

\$7,307.36

**Total Purchased Property Services****\$28,711.20**500 Other Purchased Services

580 Travel

\$25.00

**Total Other Purchased Services****\$25.00**600 Supplies

610 General Supplies

\$1,557.43

\$5,176.37

**Total Supplies****\$1,557.43****\$5,176.37**800 Other Objects

810 Dues and Fees

\$20,143.85

**Total Other Objects****\$20,143.85****Total 3300 Community Services****\$1,557.43****\$152,729.21**

.EA : 127045653    New Brighton Area SD

Printed 11/24/2015 4:11:53 PM

General Fund (10)

4000 Facilities Acquisition, Construction and Improvement Services

Total

700 Property

750 Equipment - Original and Additional

\$172,693.62

Total Property

\$172,693.62

Total 4000 Facilities Acquisition, Construction and Improvement Services

\$172,693.62

.EA : 127045653    New Brighton Area SD

Printed 11/24/2015 4:11:53 PM

General Fund (10)

|   |                   |                  |                |              |
|---|-------------------|------------------|----------------|--------------|
| 4600 Existing Building Improvement Services       | <u>Elementary</u> | <u>Secondary</u> | <u>Federal</u> | <u>Total</u> |
| 700 <u>Property</u>                               |                   |                  |                |              |
| 750 Equipment - Original and Additional           |                   |                  |                | \$172,693.62 |
| Total Property                                    |                   |                  |                | \$172,693.62 |
| Total 4600 Existing Building Improvement Services |                   |                  |                | \$172,693.62 |

.EA : 127045653 New Brighton Area SD

Printed 11/24/2015 4:11:54 PM

Page - 1 of 1

## General Fund (10)

## 5000 Other Expenditures and Financing Uses

Total800 Other Objects

830 Interest \$302,706.72

880 Refunds of Prior Years' Receipts \$6.58

**Total Other Objects \$302,713.30**900 Other Uses of Funds

910 Redemption of Principal \$1,351,223.72

930 Fund Transfers \$45,635.06

990 Miscellaneous Other Uses of Funds \$4,642.60

**Total Other Uses of Funds \$1,401,501.38****Total 5000 Other Expenditures and Financing Uses \$1,704,214.68**

.EA : 127045653 New Brighton Area SD

Printed 11/24/2015 4:11:54 PM

Page - 2 of 1

## General Fund (10)

## 5100 Debt Service / Other Expenditures and Financing Uses

|  | <u>Elementary</u> | <u>Secondary</u> | <u>Federal</u> | <u>Total</u>          |
|--|-------------------|------------------|----------------|-----------------------|
| <b>800 Other Objects</b>   |                   |                  |                |                       |
| 830 Interest   |                   |                  |                | \$302,706.72          |
| 880 Refunds of Prior Years' Receipts                                   |                   |                  |                | \$6.58                |
| <b>Total Other Objects</b>   |                   |                  |                | <b>\$302,713.30</b>   |
| <b>900 Other Uses of Funds</b>   |                   |                  |                |                       |
| 910 Redemption of Principal  |                   |                  |                | \$1,351,223.72        |
| 990 Miscellaneous Other Uses of Funds                                  |                   |                  |                | \$4,642.60            |
| <b>Total Other Uses of Funds</b>                                       |                   |                  |                | <b>\$1,355,866.32</b> |
| <b>Total 5100 Debt Service / Other Expenditures and Financing Uses</b> |                   |                  |                | <b>\$1,658,579.62</b> |

.EA : 127045653    New Brighton Area SD

Printed 11/24/2015 4:11:54 PM

General Fund (10)

5110 Debt Service

800 Other Objects

|              |  |  |  |  |              |
|--------------|--|--|--|--|--------------|
| 830 Interest |  |  |  |  | \$302,706.72 |
|--------------|--|--|--|--|--------------|

|                     |  |  |  |  |              |
|---------------------|--|--|--|--|--------------|
| Total Other Objects |  |  |  |  | \$302,706.72 |
|---------------------|--|--|--|--|--------------|

900 Other Uses of Funds

|                             |  |  |  |  |                |
|-----------------------------|--|--|--|--|----------------|
| 910 Redemption of Principal |  |  |  |  | \$1,351,223.72 |
|-----------------------------|--|--|--|--|----------------|

|                                       |  |  |  |  |            |
|---------------------------------------|--|--|--|--|------------|
| 990 Miscellaneous Other Uses of Funds |  |  |  |  | \$4,642.60 |
|---------------------------------------|--|--|--|--|------------|

|                           |  |  |  |  |                |
|---------------------------|--|--|--|--|----------------|
| Total Other Uses of Funds |  |  |  |  | \$1,355,866.32 |
|---------------------------|--|--|--|--|----------------|

|                         |  |  |  |  |                |
|-------------------------|--|--|--|--|----------------|
| Total 5110 Debt Service |  |  |  |  | \$1,658,573.04 |
|-------------------------|--|--|--|--|----------------|



.EA : 127045653    New Brighton Area SD

Printed 11/24/2015 4:11:54 PM

General Fund (10)

|   |                   |                  |                |              |
|---|-------------------|------------------|----------------|--------------|
| 5130 Refund of Prior Year Revenues / Receipts       | <u>Elementary</u> | <u>Secondary</u> | <u>Federal</u> | <u>Total</u> |
| 800 <u>Other Objects</u>                            |                   |                  |                |              |
| 880 Refunds of Prior Years' Receipts                |                   |                  |                | \$6.58       |
| Total Other Objects                                 |                   |                  |                | \$6.58       |
| Total 5130 Refund of Prior Year Revenues / Receipts |                   |                  |                | \$6.58       |

.EA : 127045653    New Brighton Area SD

Printed 11/24/2015 4:11:54 PM

General Fund (10)

|                                      |            |           |         |             |
|--------------------------------------|------------|-----------|---------|-------------|
| 5200 Interfund Transfers - Out       | Elementary | Secondary | Federal | Total       |
| 900 <u>Other Uses of Funds</u>       |            |           |         |             |
| 930 Fund Transfers                   |            |           |         | \$45,635.06 |
| Total Other Uses of Funds            |            |           |         | \$45,635.06 |
| Total 5200 Interfund Transfers - Out |            |           |         | \$45,635.06 |

EA : 127045653 New Brighton Area SD

Printed 11/24/2015 4:11:54 PM

Page - 6 of 1

## General Fund (10)

## 5250 Enterprise Fund Transfers

ElementarySecondaryFederalTotal900 Other Uses of Funds

930 Fund Transfers

\$45,635.06

## Total Other Uses of Funds

\$45,635.06

## Total 5250 Enterprise Fund Transfers

\$45,635.06

.EA : 127045653     New Brighton Area SD

Printed 11/24/2015 4:11:54 PM

Other Capital Projects Fund (39)

4000 Facilities Acquisition, Construction and Improvement Services

Total

700 Property

750 Equipment - Original and Additional

\$1,590,892.08

Total Property

\$1,590,892.08

Total 4000 Facilities Acquisition, Construction and Improvement Services

\$1,590,892.08

.EA : 127045653    New Brighton Area SD

Printed 11/24/2015 4:11:54 PM

Other Capital Projects Fund (39)

|   |                   |                  |                |                |
|---|-------------------|------------------|----------------|----------------|
| 4600 Existing Building Improvement Services       | <u>Elementary</u> | <u>Secondary</u> | <u>Federal</u> | <u>Total</u>   |
| 700 <u>Property</u>                               |                   |                  |                |                |
| 750 Equipment - Original and Additional           |                   |                  |                | \$1,590,892.08 |
| Total Property                                    |                   |                  |                | \$1,590,892.08 |
| Total 4600 Existing Building Improvement Services |                   |                  |                | \$1,590,892.08 |

.EA : 127045653 New Brighton Area SD

Printed 11/24/2015 4:11:56 PM

Page - 1 of 1

|  | <u>General Fund (10) Public Purpose Trust</u><br>(27) | <u>Other Compt Athletic / Activity (29) Capital Reserve (690,</u><br><u>Approved (28) 1850) (31)</u> | <u>Capital Reserve</u><br>(1431) (32) |
|--|---|--|---------------------------------------|
| <b>000 Instruction</b>   |   |  |                                       |
| 1100 Regular Programs - Elementary / Secondary                             | \$9,254,207.10  |  |                                       |
| 1200 Special Programs - Elementary / Secondary                             | \$2,572,602.57  |  |                                       |
| 1300 Vocational Education  | \$699,868.89  |  |                                       |
| 1400 Other Instructional Programs - Elementary / Secondary                 | \$170,076.06  |  |                                       |
| 1500 Nonpublic School Programs   | \$4,015.20  |  |                                       |
| <b>Total Instruction</b>   | <b>\$12,700,769.82</b>                                |  |                                       |
| <b>000 Support Services</b>  |   |  |                                       |
| 2100 Support Services - Students   | \$710,662.35  |  |                                       |
| 2200 Support Services - Instructional Staff                                | \$480,712.98  |  |                                       |
| 2300 Support Services - Administration                                     | \$1,244,934.99  |  |                                       |
| 2400 Support Services - Pupil Health                                       | \$255,555.53  |  |                                       |
| 2500 Support Services - Business   | \$255,243.39  |  |                                       |
| 2600 Operation and Maintenance of Plant Services                           | \$1,931,033.11  |  |                                       |
| 2700 Student Transportation Services                                       | \$1,079,423.11  |  |                                       |
| 2800 Support Services - Central  | \$327,612.04  |  |                                       |
| 2900 Other Support Services  | \$6,285.14  |  |                                       |
| <b>Total Support Services</b>  | <b>\$6,291,462.64</b>                                 |  |                                       |
| <b>000 Operation of Non-Instructional Services</b>                         |   |  |                                       |
| 3200 Student Activities  | \$507,238.53  |  |                                       |
| 3300 Community Services  | \$152,729.21  |  |                                       |
| <b>Total Operation of Non-Instructional Services</b>                       | <b>\$659,967.74</b>                                   |  |                                       |
| <b>000 Facilities Acquisition, Construction and Improvement Services</b>   |   |  |                                       |
| 4600 Existing Building Improvement Services                                | \$172,693.62  |  |                                       |
| <b>Total Facilities Acquisition, Construction and Improvement Services</b> | <b>\$172,693.62</b>                                   |  |                                       |
| <b>000 Other Expenditures and Financing Uses</b>                           |   |  |                                       |
| 5100 Debt Service / Other Expenditures and Financing Uses                  | \$1,658,579.62  |  |                                       |
| 5200 Interfund Transfers - Out   | \$45,635.06   |  |                                       |
| <b>Total Other Expenditures and Financing Uses</b>                         | <b>\$1,704,214.68</b>                                 |  |                                       |
| <b>TOTAL ACTUAL EXPENDITURES &amp; OTHER FINANCING USES</b>                | <b>\$21,529,108.50</b>                                |  |                                       |

EA : 127045653 New Brighton Area SD

Printed 11/24/2015 4:11:56 PM

Page - 2 of 1

|  | <u>Other Capital<br/>Projects Fund (39)</u> | <u>Debt Service (40)</u> | <u>Permanent (90)</u> | <u>Total</u>           |
|--|---|--------------------------|-----------------------|------------------------|
| <b>000 Instruction</b>   |   |                          |                       |                        |
| 1100 Regular Programs - Elementary / Secondary                             |   |                          |                       | \$9,254,207.10         |
| 1200 Special Programs - Elementary / Secondary                             |   |                          |                       | \$2,572,602.57         |
| 1300 Vocational Education  |   |                          |                       | \$699,868.89           |
| 1400 Other Instructional Programs - Elementary / Secondary                 |   |                          |                       | \$170,076.06           |
| 1500 Nonpublic School Programs   |   |                          |                       | \$4,015.20             |
| <b>Total Instruction</b>   |   |                          |                       | <b>\$12,700,769.82</b> |
| <b>000 Support Services</b>  |   |                          |                       |                        |
| 2100 Support Services - Students   |   |                          |                       | \$710,662.35           |
| 2200 Support Services - Instructional Staff                                |   |                          |                       | \$480,712.98           |
| 2300 Support Services - Administration                                     |   |                          |                       | \$1,244,934.99         |
| 2400 Support Services - Pupil Health                                       |   |                          |                       | \$255,555.53           |
| 2500 Support Services - Business   |   |                          |                       | \$255,243.39           |
| 2600 Operation and Maintenance of Plant Services                           |   |                          |                       | \$1,931,033.11         |
| 2700 Student Transportation Services                                       |   |                          |                       | \$1,079,423.11         |
| 2800 Support Services - Central  |   |                          |                       | \$327,612.04           |
| 2900 Other Support Services  |   |                          |                       | \$6,285.14             |
| <b>Total Support Services</b>  |   |                          |                       | <b>\$6,291,462.64</b>  |
| <b>000 Operation of Non-Instructional Services</b>                         |   |                          |                       |                        |
| 3200 Student Activities  |   |                          |                       | \$507,238.53           |
| 3300 Community Services  |   |                          |                       | \$152,729.21           |
| <b>Total Operation of Non-Instructional Services</b>                       |   |                          |                       | <b>\$659,967.74</b>    |
| <b>000 Facilities Acquisition, Construction and Improvement Services</b>   |   |                          |                       |                        |
| 4600 Existing Building Improvement Services                                | \$1,590,892.08                              |                          |                       | \$1,763,585.70         |
| <b>Total Facilities Acquisition, Construction and Improvement Services</b> | <b>\$1,590,892.08</b>                       |                          |                       | <b>\$1,763,585.70</b>  |
| <b>000 Other Expenditures and Financing Uses</b>                           |   |                          |                       |                        |
| 5100 Debt Service / Other Expenditures and Financing Uses                  |   |                          |                       | \$1,658,579.62         |
| 5200 Interfund Transfers - Out   |   |                          |                       | \$45,635.06            |
| <b>Total Other Expenditures and Financing Uses</b>                         |   |                          |                       | <b>\$1,704,214.68</b>  |
| <b>TOTAL ACTUAL EXPENDITURES &amp; OTHER FINANCING USES</b>                | <b>\$1,590,892.08</b>                       |                          |                       | <b>\$23,120,000.58</b> |

.EA : 127045653      New Brighton Area SD

Printed 11/24/2015 4:11:59 PM

PSERS Salary Data (Salary Data should relate to the General Fund only)

| Amount Description   | Amount              |
|--|---------------------|
| Total Salary Base for salaries subject to PSERS withholding  | \$10,968,252.58     |
| Total Federally Funded salaries subject to PSERS withholding | <u>\$311,488.30</u> |

Title I Expenditure Data

| Amount Description                                | Amount              |
|---|---------------------|
| Expenditures Funded with Current Title I Funds    | \$642,964.29        |
| Expenditures Funded with Carry over Title I Funds |                     |
| Total Title I Expenditure Data                    | <u>\$642,964.29</u> |

Title I ARRA Amount

| Amount Description   | Amount  |
|--|---------|
| Portion of Total Title I Expenditures funded with ARRA Title I | <u></u> |



EA : 127045653 New Brighton Area SD

Printed 11/24/2015 4:12:00 PM

Page - 1 of 1

Benefits for Staff Relative to Collective  
Bargaining Agreements

|                          | OBJECT                                   | COVERED        | NOT COVERED  | TOTAL          |
|--------------------------|--|----------------|--------------|----------------|
| 10 General Fund          | No Self Insurance data to report         |                |              |                |
|                          | 211 Medical Insurance                    | \$1,802,147.00 | \$121,235.00 | \$1,923,382.00 |
|                          | 212 Dental Insurance                     | \$73,985.00    | \$6,921.00   | \$80,906.00    |
|                          | 215 Eye Care Insurance                   | \$17,602.00    | \$1,212.00   | \$18,814.00    |
|                          | 216 Prescription Insurance               |                |              |                |
|                          | 271 Self-Insurance Medical Benefits      |                |              |                |
|                          | 272 Self-Insurance Dental Benefits       |                |              |                |
|                          | 275 Self-Insurance Eye Care Benefits     |                |              |                |
|                          | 276 Self-Insurance Prescription Benefits |                |              |                |
|                          | FUND TOTAL                               | \$1,893,734.00 | \$129,368.00 | \$2,023,102.00 |
| 50 Enterprise Fund       | No Self Insurance data to report         |                |              |                |
|                          | 211 Medical Insurance                    |                |              |                |
|                          | 212 Dental Insurance                     |                |              |                |
|                          | 215 Eye Care Insurance                   |                |              |                |
|                          | 216 Prescription Insurance               |                |              |                |
|                          | 271 Self-Insurance Medical Benefits      |                |              |                |
|                          | 272 Self-Insurance Dental Benefits       |                |              |                |
|                          | 275 Self-Insurance Eye Care Benefits     |                |              |                |
|                          | 276 Self-Insurance Prescription Benefits |                |              |                |
|                          | FUND TOTAL                               |                |              |                |
| 60 Internal Service Fund | No Self Insurance data to report         |                |              |                |
|                          | 211 Medical Insurance                    |                |              |                |
|                          | 212 Dental Insurance                     |                |              |                |
|                          | 215 Eye Care Insurance                   |                |              |                |
|                          | 216 Prescription Insurance               |                |              |                |
|                          | 271 Self-Insurance Medical Benefits      |                |              |                |
|                          | 272 Self-Insurance Dental Benefits       |                |              |                |
|                          | 275 Self-Insurance Eye Care Benefits     |                |              |                |
|                          | 276 Self-Insurance Prescription Benefits |                |              |                |
|                          | FUND TOTAL                               |                |              |                |
| Total of All Funds       |  | \$1,893,734.00 | \$129,368.00 | \$2,023,102.00 |

EA : 127045653 New Brighton Area SD

Printed 11/24/2015 4:12:00 PM

Page - 1 of 1

| Function   | Special Education<br>(Prior Year) | Nonspecial Education<br>(Prior Year) | Total (Prior Year)  | Special Education<br>(Current Year) | Nonspecial Education<br>(Current Year) | Total (Current Year) |
|--|-----------------------------------|--------------------------------------|---------------------|-------------------------------------|--|----------------------|
| 2120 Guidance Services                               | 25,628.00                         | 230,656.00                           | 256,284.00          | 42,848.07                           | 385,632.59                             | 428,480.66           |
| 2140 Psychological Services                          | 51,546.00                         | 5,727.00                             | 57,273.00           | 46,993.50                           | 5,221.50                               | 52,215.00            |
| 2150 Speech Pathology and Audiology Services         | 79,353.00                         | 8,817.00                             | 88,170.00           | 65,574.18                           | 7,286.00                               | 72,860.18            |
| 2160 Social Work Services                            | 13,880.00                         | 124,924.00                           | 138,804.00          | 15,710.65                           | 141,395.86                             | 157,106.51           |
| 2260 Instruction and Curriculum Development Services | 26,470.00                         | 238,236.00                           | 264,706.00          | 165,396.48                          | 110,264.32                             | 275,660.80           |
| 2350 Legal and Accounting Services                   | 6,177.00                          | 55,598.00                            | 61,775.00           | 9,724.26                            | 38,897.04                              | 48,621.30            |
| 2420 Medical Services                                | 53,401.00                         | 160,205.00                           | 213,606.00          | 62,150.13                           | 186,450.40                             | 248,600.53           |
| 2440 Nursing Services                                |                                   |                                      |                     |                                     |  |                      |
| 2700 Student Transportation Services                 | 471,510.00                        | 651,133.00                           | 1,122,643.00        | 450,209.90                          | 628,213.21                             | 1,078,423.11         |
| <b>Total</b>   | <b>727,965.00</b>                 | <b>1,475,296.00</b>                  | <b>2,203,261.00</b> | <b>858,607.17</b>                   | <b>1,503,360.92</b>                    | <b>2,361,968.09</b>  |

EA : 127045653 New Brighton Area SD

Printed 11/24/2015 4:12:01 PM

Page - 1 of 1

## (PRINCIPAL AMOUNTS ONLY)

ALL GOVERNMENTAL FUND TYPES

|   | Short-Term Borrowing | General Obligation<br>Bonds/Notes | Authority Building<br>Obligations | Other Long-Term Debt | Other Post-Employment<br>Benefits (OPEB) | Compensated Absences |
|---|----------------------|-----------------------------------|-----------------------------------|----------------------|--|----------------------|
| 1. Debt at Beginning of Fiscal Year         |                      | 8,380,000.00                      |                                   |                      | 258,899.00                               | 483,686.00           |
| 2. Additional Debt Incurred During Year     |                      |                                   |                                   |                      |  |                      |
| 3. Retirements and Repayments               |                      | 1,345,000.00                      |                                   |                      |  | 119,371.25           |
| 4. Debt at End of Fiscal Year               |                      | 7,035,000.00                      |                                   |                      | 258,899.00                               | 364,314.75           |
| 5. Accreted Interest at End Of Fiscal Year  |                      |                                   |                                   |                      |  |                      |
| 6. Total Debt and Accreted Interest         |                      | 7,035,000.00                      |                                   |                      | 258,899.00                               | 364,314.75           |
| 7. Current Portion P&I - Due within 1 year  |                      | 1,380,000.00                      |                                   |                      |  |                      |
| 8. Interest Paid during current fiscal year |                      | 195,265.00                        |                                   |                      |  |                      |

## (PRINCIPAL AMOUNTS ONLY)

ALL PROPRIETARY FUND TYPES

|   |
|---|
| 1. Debt at Beginning of Fiscal Year         |
| 2. Additional Debt Incurred During Year     |
| 3. Retirements and Repayments               |
| 4. Debt at End of Fiscal Year               |
| 5. Accreted Interest at End Of Fiscal Year  |
| 6. Total Debt and Accreted Interest         |
| 7. Current Portion P&I - Due within 1 year  |
| 8. Interest Paid during current fiscal year |

EA : 127045653 New Brighton Area SD

Printed 11/24/2015 4:12:01 PM

Page - 2 of :

## Total Principal and Interest Payments Made by Your School - All Funds

| Function                                 | Fund |                        | Principal (910) | Principal (920) | Interest (830) | Total (Principal +Interest) | Misc Other Uses (990) |
|--|------|------------------------|-----------------|-----------------|----------------|-----------------------------|-----------------------|
| 5110                                     | 10   | General Fund           | 1,351,223.72    |                 | 302,706.72     | 1,653,930.44                | 4,642.60              |
| 5110                                     | 20   | Special Revenue Funds  |                 |                 |                |                             |                       |
| 5110                                     | 30   | Capital Projects Funds |                 |                 |                |                             |                       |
| 5110                                     | 40   | Debt Service Fund      |                 |                 |                |                             |                       |
| 5120                                     | 10   | General Fund           |                 |                 |                |                             |                       |
| 5120                                     | 20   | Special Revenue Funds  |                 |                 |                |                             |                       |
| 5120                                     | 30   | Capital Projects Funds |                 |                 |                |                             |                       |
| 5120                                     | 40   | Debt Service Fund      |                 |                 |                |                             |                       |
| Total Debt Payments - Governmental Funds |      |                        | 1,351,223.72    |                 | 302,706.72     | 1,653,930.44                | 4,642.60              |

| Function | Fund |                       | Principal (910) | Principal (920) | Interest (830) | Total (Principal +Interest) |
|----------|------|-----------------------|-----------------|-----------------|----------------|-----------------------------|
| 5110     | 50   | Enterprise Fund       |                 |                 |                |                             |
| 5110     | 60   | Internal Service Fund |                 |                 |                |                             |
| 5120     | 50   | Enterprise Fund       |                 |                 |                |                             |
| 5120     | 60   | Internal Service Fund |                 |                 |                |                             |

## Total Debt Payments - Proprietary Funds

EA : 127045653 New Brighton Area SD

Printed 11/24/2015 4:12:01 PM

Page - 3 of 4

**Bond Details****Governmental Funds****Debt Category**

| Debt Category                         | Debt Issue Date<br>(MM/YYYY) | Principal Amounts Only           |           |                         |                            | Current Portion Due Within One Year (Principal and Interest) | Interest Paid During Fiscal Year |
|---------------------------------------|------------------------------|----------------------------------|-----------|-------------------------|----------------------------|--|----------------------------------|
|                                       |                              | Debt at Beginning of Fiscal Year | Additions | Reductions / Repayments | Debt at End of Fiscal Year |  |                                  |
| General Obligation Bonds/Notes – CIB  | 06/2011                      | 7,430,000.00                     |           | 1,270,000.00            | 6,160,000.00               | 1,305,000.00   | 172,025.00                       |
| General Obligation Bonds/Notes – CIB  | 06/2011                      | 950,000.00                       |           | 75,000.00               | 875,000.00                 | 75,000.00  | 23,240.00                        |
| Compensated Absences                  |                              | 483,686.00                       |           | 119,371.25              | 364,314.75                 |  |                                  |
| Other Post-Employment Benefits (OPEB) |                              | 258,899.00                       |           |                         | 258,899.00                 |  |                                  |
| <b>Totals for Debt Entered:</b>       |                              | 9,122,585.00                     |           | 1,464,371.25            | 7,658,213.75               | 1,380,000.00   | 195,265.00                       |

EA : 127045653 New Brighton Area SD

Printed 11/24/2015 4:12:02 PM

Page - 1 of 1

General Fund (10)**Section 1: Tuition/Purchased Services as Reported within Expenditure Detail**

|   | Amount              |
|---|---------------------|
| Tuition Reported in General Fund Expenditures 1000-560                | 1,302,509.53        |
| Purchased Services in General Fund Expenditures 1000-594 and 1000-597 | 471.09              |
| <b>Section 1 Total</b>  | <b>1,302,980.62</b> |

**Section 2: Tuition Paid to Institution Types During Fiscal Year**

|   | Tuition Paid For<br>Nonspecial Education | Tuition Paid For<br>Special Education | Total               |
|---|--|---------------------------------------|---------------------|
| 1 1306 Institutions                                     |  |                                       |                     |
| 2 Institutionalized Children's Programs                 |  |                                       |                     |
| 3 Juveniles Incarcerated in Adult Facilities            |  |                                       |                     |
| 4 Residential Treatment Facilities                      |  |                                       |                     |
| 5 Other Local Education Agencies                        | 5,200.00                                 |                                       | 5,200.00            |
| 6 Brick and Mortar Charter Schools                      | 217,952.98                               | 41,593.06                             | 259,546.04          |
| 7 Cyber Charter Schools                                 | 338,106.52                               | 71,472.56                             | 409,579.08          |
| 8 Career and Technology Centers                         | 35,573.00                                |                                       | 35,573.00           |
| 9 Approved Private Schools                              |  | 88,490.42                             | 88,490.42           |
| 10 PA Chartered Schools for the Deaf and Blind          |  |                                       |                     |
| 11 Private Residential Rehabilitative Institutions      |  |                                       |                     |
| 12 Juvenile Detention Centers                           |  |                                       |                     |
| 13 Special Program Jointures                            |  |                                       |                     |
| 14 Other Tuition Not Included Elsewhere In This Section | 85,735.87                                | 418,856.21                            | 504,592.08          |
| <b>Section 2 Total</b>                                  | <b>682,568.37</b>                        | <b>620,412.25</b>                     | <b>1,302,980.62</b> |

.EA : 127045653 New Brighton Area SD

Printed 11/24/2015 4:12:02 PM

Page - 1 of 1

On the schedule below, report the amount of expenditures by fund for the functions and objects listed. These expenditures are considered

(1) excluded from indirect and direct costs and must be eliminated from the indirect cost calculations or

(2) included as direct costs for the calculation of the restricted indirect cost rate. All other expenditures used in the Indirect Cost Rate Computation are reported in the Annual Financial Report.

## Food Costs Cafeteria or General Fund

| Account - Object | Amount              |
|------------------|---------------------|
| 3100 - 571       | \$289,231.00        |
| 3100 - 630       | \$56,150.00         |
| <b>Total</b>     | <b>\$345,381.00</b> |

LEA acknowledges that there are no termination/leave payout salaries to report.

## All Termination/Leave Payouts

| Account - Object                | Amount |
|---------------------------------|--------|
| 1000 - 115                      |        |
| 2111 - 115                      |        |
| 2211 - 115                      |        |
| 2411 - 115                      |        |
| 2511 - 115                      |        |
| 2611 - 115                      |        |
| 2711 - 115                      |        |
| 2821 - 115                      |        |
| 2831 - 115                      |        |
| 3000 - 115                      |        |
| 0099 - 115 (All Other 2000-115) |        |
| <b>Total</b>                    |        |