

Franklin County School District

School Closure Packet

Week One: April 13, 2020

Grade: PRE-K, K, 1, 2, 3, 4, 5, 6,
7, 8, 9, 10, 11, 12 (Please circle)

Name:

Homeroom or First Period Teacher:

Preschool Standards

Week of April 13

- Recognize upper-and lower-case letter Zz .
- Demonstrate awareness of the relationship between sound and letters. *Zz
- Recognize rhyming words.
- Demonstrate an awareness of ending sounds in words.
- Identify a cube, cone, and cylinder.
- Describe plant, animal, and human life cycles.

Songs on YouTube:

*Letter W Song by Have Fun Teaching

*Alphardy by Dr. Jean

*Do They Rhyme? [Version 1] (song for kids about rhyming words) by Harry Kindergarten Music

*Life Cycle of a Butterfly by It's AumSum Time


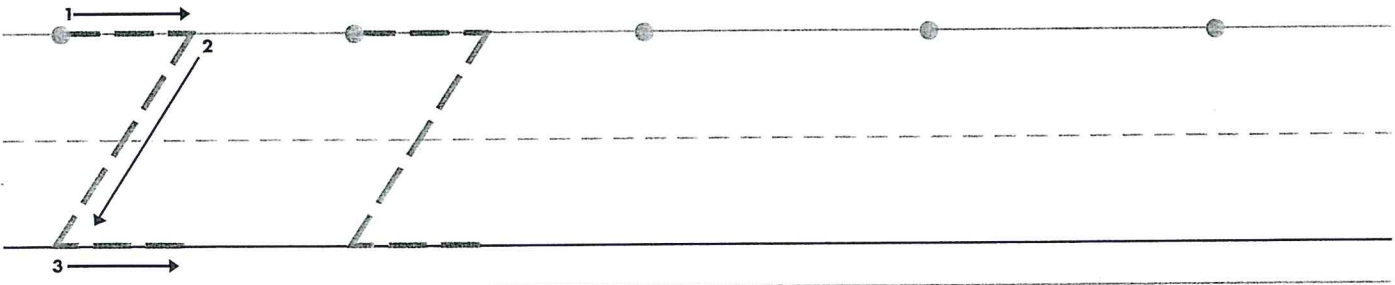

*The Very Hungry Caterpillar by Illuminated Films

* Let's Make Words | Phonics Song for Kids | Onsets & Rimes by Jack Hartmann

Zazu Can Zigzag


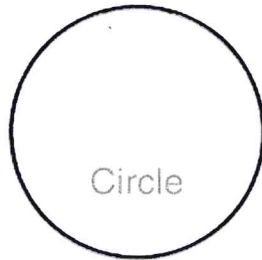
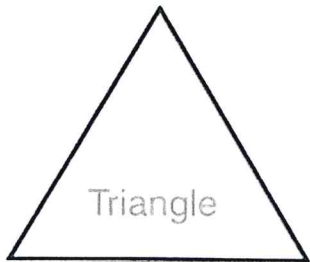
Name

Zazu can zigzag from tree to tree. Cross out each letter that is not a **Z** or a **z**. Then trace and print the letters **Z** and **z** on the lines.












Name _____

SHAPES & COLORS



Color the CIRCLES Red, the SQUARES Green and the TRIANGLES Blue




www.ziggityzoom.com

Western Pony


Circle the beginning letter.

 Color.




a

e





e

a




a

i




o

i




a

u




i

o




i

e




a

e

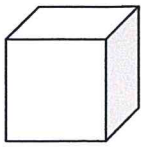


i

a



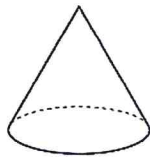
Name _____



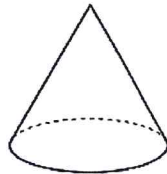
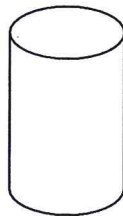
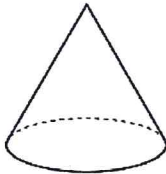
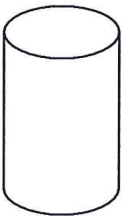
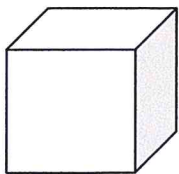
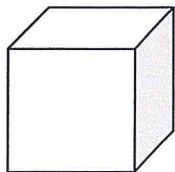
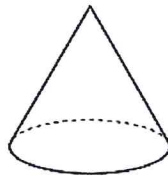
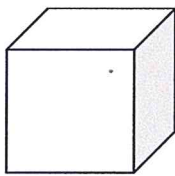
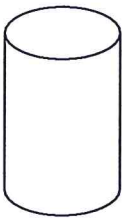
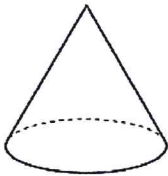
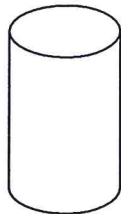
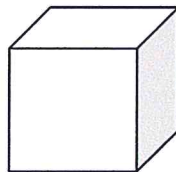
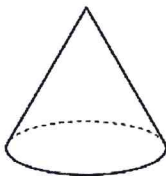
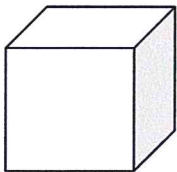
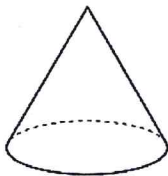
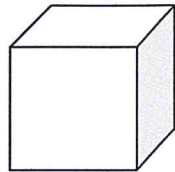
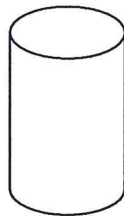
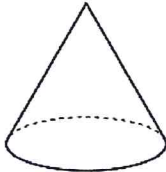
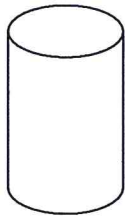
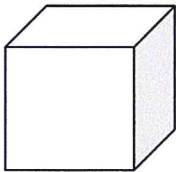
green



purple



blue



Name _____





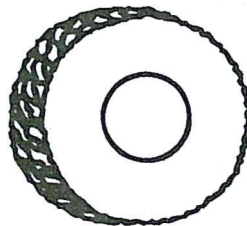
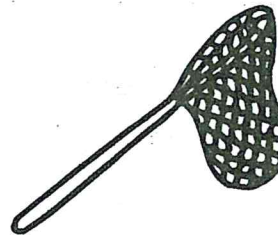

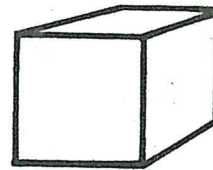
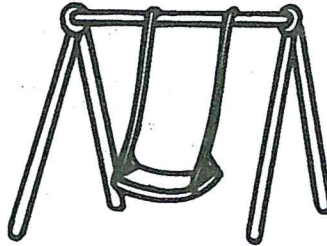

Count and write the number of letters in each word.

shape _____

May _____

Rhyme Match

In each row, circle the thing that rhymes with the picture.



name: _____


butterfly

egg

caterpillar


chrysalis

life cycle of a butterfly




1

egg




2

caterpillar



3


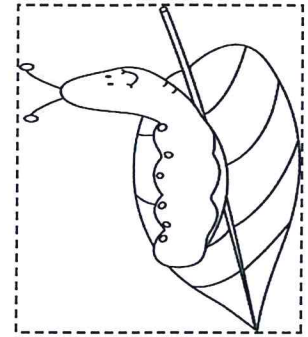
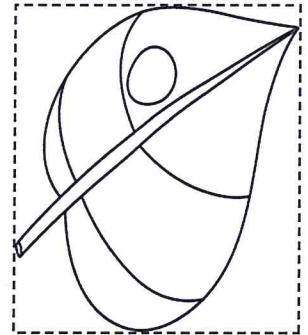
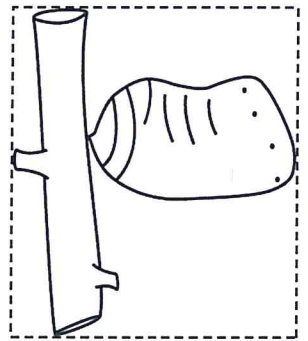
chrysalis



4

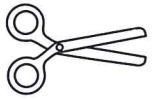
butterfly

directions: cut out
each picture and glue
them in order. label
the pictures using
the words from the
word bank



Name _____ Patterning AB pattern

Ready for School



Cut.



Glue to finish the pattern.




Color.



--	--	--	--	--


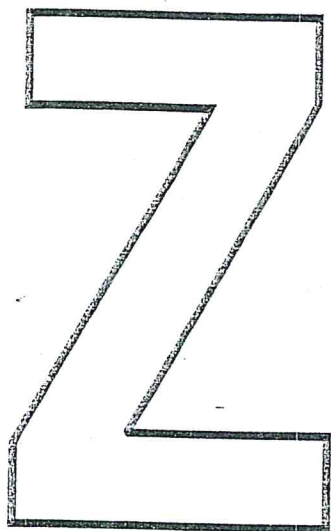
Patterns

Use with the "Zippy Zebras" activity on page 179.

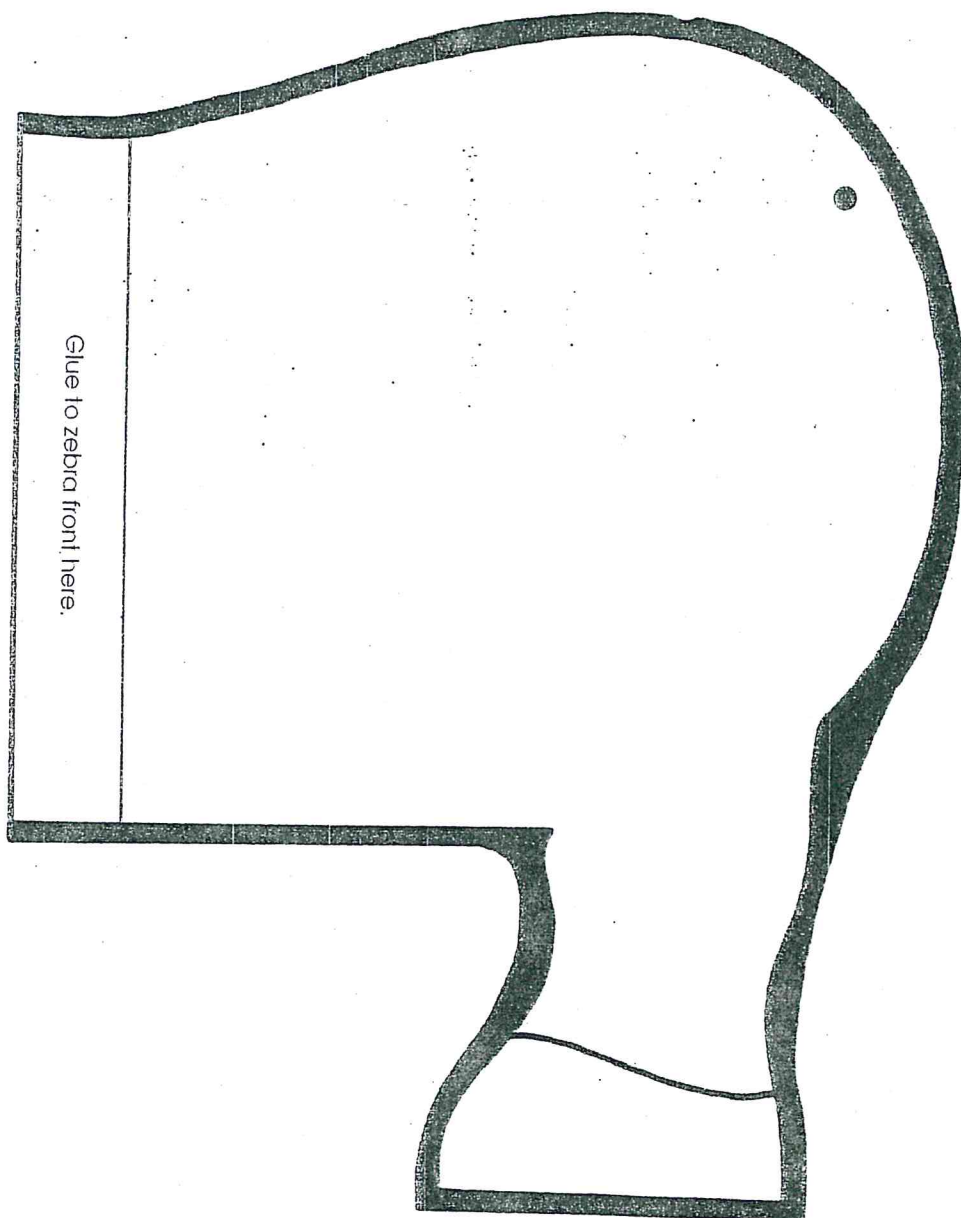


Patterns

Use with the "Zippy Zebras" activity on page 179.




finished zebra



Glue to zebra front here.

zebra back



tail