

Wayne County

Federal Projects Newsletter

January 2018

Jan. 29 In-Service

In-Service sessions at individual schools will be held on Monday, Jan. 29, 2018. Students will not be in school this day.

Parent Teacher Conference Feb. 19

Parent Teacher Conferences will be held at all Wayne County schools from 10 a.m.-5 p.m., Monday, Feb. 19, 2018 (unless otherwise notified by your school). Parent Teacher conferences are an excellent opportunity to visit your child's school and discuss their progress with their teachers.

State Releases Report Card Results

Tennessee Education Commissioner Candice McQueen has unveiled the latest version of the state Report Card, which is now available on the department's website at tn.gov/education/data/report-card. This annual snapshot of school, district, and state performance offers users the ability to view multiple achievement and growth measures – in addition to metrics such as student enrollment, HOPE scholarship eligibility, school climate, and many others – in one central location. The update includes data from the 2016-17 school year.

The Report Card is a resource designed to help educators and families more easily access and better understand information about their schools and district. It also helps local education leaders to make informed decisions to support their students and educators moving forward.

“We have much to be proud of from this past year, and the Report Card allows us to once again celebrate the successes of our schools, like graduation rate and ACT scores, while seeing where we can grow and improve,” McQueen said. “The state Report Card provides a clear picture for parents, educators, and communities to see how our schools are performing, locally and across the state.”

The report card provides transparency on various areas of achievement and provides annual updates for data points and metrics. One of those updated pieces is a new public school ACT composite average of 20.

1 for the class of 2017. Tennessee public high school students improved from the 2016 average of 19.9, with more than 3,500

Profile		
School Year 2016-2017	District Name Wayne County	School Name All Schools
Wayne County, All Schools		
Education Commissioner	Dr. Candice McQueen	
District Name	Wayne County	
District Director	Marlon Davis	
District Grades Served	PK-12	
District Address 1	419 South Main ST	
District City, ST ZIP	Waynesboro, TN 38485	
Safe School Schools	All Schools Safe 8	
Students & Teachers: Wayne County, All Schools		
Teachers	186	
Administrators	16	
Students	2,369	
Economically Disadvantaged Student Percent	34.6%	
Students with Disabilities	449	
Students with Disabilities Percent	19.0%	
Per-Pupil Expenditure	\$9,786.40	

Continued on back page

Wayne County Nondiscrimination Policy

It is the policy of the Wayne County School System not to discriminate on the basis of race, religion, creed, age, color, sex, handicap, or national origin in its educational programs, activities, or employment policies as required by Title VI of the 1964 Civil Rights Act, Title IX of the Educational Amendments of 1972, and Section 504 of the Federal Rehabilitation Act of 1973.

If you are unable to speak English an interpreter will be provided for you upon request.

La Política de No Discriminación Del Condado de Wayne

Es la política del Sistema Escolar de Condado de Wayne de no discriminar a base de raza, religión, credo, edad, color, sexo, ventaja ni a base del origen nacional en sus programas educativos, sus actividades ni en sus políticas del empleo como requerido por el Título VI del Acto Civil de Derechos de 1964, el Título IX de las Enmiendas Educativas de 1972, y la Sección 504 del Acto Federal de Rehabilitación de 1973.

Si usted es incapaz de hablar inglés, un intérprete será proveído para usted a pedido.

State Report Card Results

Continued from front

additional students taking the exam this year.

The interactive website for the Report Card also highlights Tennessee's 2016-17 graduation rate of 89.1 percent, which is the highest on record for Tennessee. Overall, the statewide graduation rate has increased 3.6 percentage points since the 2010-11 school year when the state transitioned to a more rigorous calculation for graduation rates.

Also new this year, the Report Card shows the full set of


TNReady state assessment results for students in grades 2-12. TNReady replaces the old TCAP assessment and is fully aligned to Tennessee's academic standards, with a particular focus on students' problem-solving and critical-thinking abilities. High school students showed across-the-board growth on their end-of-course exams, and students in grades 3-8 set a new baseline in the first year. The report card also includes the first year, baseline-setting results from the new optional grade 2 assessment, which was administered in 100 districts.

Profile

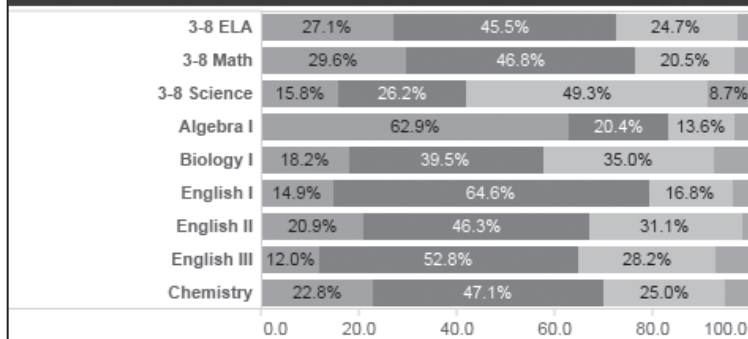
School Year
2016-2017

District Name
Wayne County

School Name
All Schools

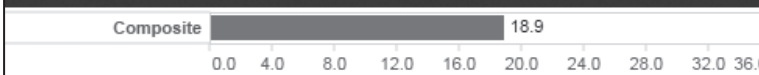


Achievement: Wayne County, All Schools



The Tennessee Comprehensive Assessment Program, or TCAP, is a set of statewide assessments given in Tennessee to measure students' skills and progress. Students in grades 3-8 take the Achievement Test, and high school students take End of Course exams for various subjects. Student results are categorized as below basic, basic, proficient or advanced. Students that are proficient or advanced are commonly considered to be at or above grade level. Subjects with fewer than 10 valid tests and/or subjects with at least 99 percent or less than 1 percent of students scoring in any one proficiency category are suppressed in accordance with federal privacy laws.

Average ACT Composite: Wayne County, All Schools



ACT is a national college admissions exam that includes subject level tests in English, Math, Reading and Science. Students receive scores that range from 1 to 36 on each subject and an overall Composite score. All Tennessee students are required to take the ACT in 11th grade.

In 2016, ACT scores that are reported reflect the highest score per student. In previous years, the most recent score has been reported. There may be an increase when comparing past years that is due to this reporting change. These scores are for the graduating class of the selected school year.

Graduation Rate: Wayne County, All Schools



The Graduation Rate measures the percentage of students who graduated from high school within four years and a summer out of those students that entered the ninth grade four years earlier.