

Blacker's Bulletin #21

Khan Academy: This week in math we will be working on identifying, analyzing and classifying quadrilaterals. Let me know if you are having any trouble connecting with our classroom on Khan Academy.

Distance Learning Packets: Our packets this week include a Reading Menu, cursive practice pages, a graphic organizer for practicing the reading focus skill, a leveled reader, a Daze passage and a spelling practice page. Again this week, we will use the leveled reader for fluency practice and skill practice.

Fluency Practice: This means repeated reading out loud of the first section of the text. Please read out loud with your student each day from the leveled reader, pages two through five. Repeated reading of the same passage builds reading fluency.

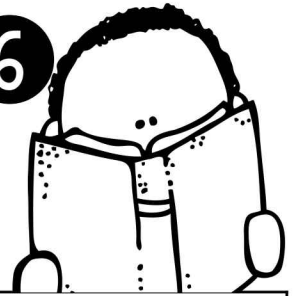
Skill Practice: This week we are practicing identifying the main idea and details about a topic. The main idea includes the topic and tells something about that topic. Details should be connected and give more information about the main idea. Please support your student with completing the idea support map identifying the main idea and supporting details you find in the leveled reader.

Homework

1. Khan Academy math assignments
2. Read leveled reader pages 2-5 each day out loud
3. Finish leveled reader at least once
4. Complete graphic organizer "Idea Support Map: Main Idea and Details"
5. Reading Menu 26
6. Daze #14
7. Vocabulary Spelling City Lesson 20 assignments -or-
Compound Words practice page
8. Cursive
9. Read at least 20 minutes each day

READING MENU 26

After reading, choose 1 question and circle it. Questions 1-6 are best for fiction stories and questions 7-9 are best for nonfiction books. Record your answer to the question in complete sentences.



1. If you could interview the author, what questions would you ask? Why?	2. Compare and contrast this story to another story that you have read.	3. Who is telling the story? How can you tell?
4. Retell the funniest part of the story.	5. Which character from the story reminds you of someone you know? Why?	6. What is the problem in the story?
7. Do you agree with the author's point of view? Why or why not?	8. What types of people need to know the facts that are included in your text? Why?	9. What questions do you still have on the topic you are reading about?


SELF CHECK

- ☐ I answered the entire question that I chose.
- ☐ I wrote in complete sentences.
- ☐ I used evidence and examples from the text to support my answer.
- ☐ I edited my work to make sure that it makes sense.

Name: _____

Book Title: _____ Book Author: _____

	0	1	2
Completion	Question is not answered.	Question is partially answered.	Answer is complete.
Sentences	Answer is not in complete sentences.	Answer is in complete sentences.	Answer is in complete sentences and part of the question is used in the answer.
Thoughtfulness	Answer shows little effort or thought.	Answer shows limited thought.	Answer is thoughtful.
Text Evidence	Answer does not include text evidence.	Answer has limited use of text evidence.	Answer is supported with significant text evidence.
Editing	Answer has many errors.	Answer has some errors.	Answer has very few errors.



Name: _____

Practice 1

After playing in the dirt, Sam went

home
summer
was

 to wash her hands.

Practice 2

On her way home, she

chair
sleep
saw

 an ice cream truck.

© 2011 All rights reserved



C: _____

I: _____

AS: _____

The Perfect Topping

On Thursday, everyone in class went around and named their favorite foods. Tonya said her

favorite food was the

turned
water
pizza

 her family made. After school was over, she

agreed
waited
tonight

 with Megan for the bus.

“Do you

thing
really
got

 make your own pizza?” Megan asked. “I

said
love
thought

 pizza, but I've never made it.

Is
Perfectly
Waited

 it hard?”

“No, it's easy!” said Tonya. “

If
Grilled
Potato

 our parents let us, do you

want
served
sprinkled

 to come over for dinner tomorrow?

Eager
We're
Added

 making it then.”

Megan was eager to

love
try
called

 it, and their parents agreed, so the

discussed
hard
next

 day Megan went to Tonya's house. On the

brought
whole
way

, they discussed what toppings to put on their

spread
pizza
salt

.

“You'd be surprised by what you

peppers
can
so

 put on a pizza,” Tonya said. “

Lots
Couldn't
Pan

 of things you'd never think of

dinner
can
potatoes

 make really good toppings.”

Megan always

suggested
ordered
mixed

 the same thing on her pizza:

pantry
seen
mushrooms

 and green peppers. She

wondered what

took
else
cook

 she could try.

As dinnertime approached, Tonya's

cool
brother
slices

 started making the dough by mixing

next
dinnertime
flour

,

water, salt, and yeast. He let Tonya and Megan

dough
taste
try

 it, and Megan thought it was

delicious
you'd
family

.

Tonya's parents opened the pantry for

choose
topping
excited

 ideas. "What shall we put on it

tonight
flavors
bus

?" her

mom asked.

Tonya suggested an

great
onion
we're

, and then Tonya's brother got out

wondered
some
put

 potatoes. Megan had

never seen potatoes on a

rolled
pizza
really

 before. She tried to think what she

could
topping
hot

 choose that would be a

good,

unusual
asked
want

 topping.

"What if we put apple

brother
slices
too

 on the pizza?" Megan suggested. Everyone

agreed
cheese
helped

 that was a

great idea. While Tonya's

parents
come
ideas

 prepared the toppings, Megan grated cheese and Tonya and her

brother
do
tried

 rolled the dough flat and put it in the

dad
table
pan

. They spread sauce on it and Megan

things
sprinkled
some

on the cheese. Tonya's dad put on the

set
oven
grilled

 onion and her mom added the

food
sauce
potatoes

 and apple

slices. Then they put the

careful
whole
onion

 thing in the oven to cook.

As Megan

helped
good
made

 Tonya set the table, she was

opened
bite
excited

 by the thought of their pizza. She

toppings
couldn't
prepared

 wait to taste it.

“Careful, it's

house
easy
hot

,” called Tonya's father as he brought it out. He

mushrooms
cut
class

 it into slices

and served everyone, and

else
when
own

 it was cool enough, Megan took a

bite
cut
foods

.

The sweet flavors of the apple

never
slices
favorite

 mixed perfectly with the grilled onion and

was
be
potato

.

Thrilled, Megan turned to Tonya. “Now your

favorite
mixing
pizza

 food is my favorite food, too!” she

make
taste
said

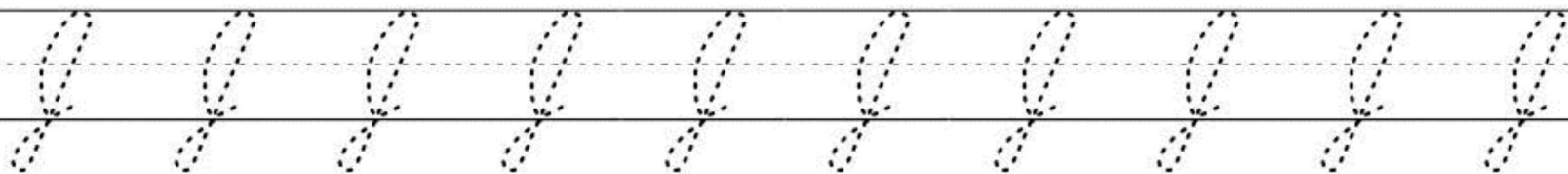
.



J/j

Name _____

Trace the dashed letters.



Write the letters on the lines. Try to make your letters look like the models.

j

Write the connected words. Remember not to lift up your pencil until you get to a space!

just

jet

jam

jot



Name _____

Spring is a great
time to plant
flowers like tulips.

☐

Letter formation

☐

Spacing

☐

Line use

☐

Punctuation





Name _____

Do you know what
having a "green
thumb" means?

☐

Letter formation

☐

Spacing

☐

Line use

☐

Punctuation





Name _____

A "green thumb"
means you are
good with plants.

☐

Letter formation

☐

Spacing

☐

Line use

☐

Punctuation



Name _____ Date _____

Idea-Support Map: Main Idea and Details

Watch Out! Polar Bears!
Graphic Organizer 7

Title *Watch Out! Polar Bears!*

Main Idea:

A polar bear's body keeps it warm.

Detail:

It is covered with thick fur.

Detail:

Lesson 20

READER'S NOTEBOOK

Phonics:
Compound Words

chalkboard	flashlight	outside	toothbrush
cookbook	homework	snowshoes	underwater
fireplace	newspaper		

1. This helps you see in the dark.
2. You wear these to walk in snow.
3. You need this to brush your teeth.
4. Look here to see fish in a lake.
5. You do this work after school.
6. This is a book of recipes.
7. You might play here after school.
8. A fire in here will warm a room.
9. A teacher may write on this in a classroom.
10. You read this to learn the news.

What is the coldest place on Earth? _____



Watch Out! Polar Bears!

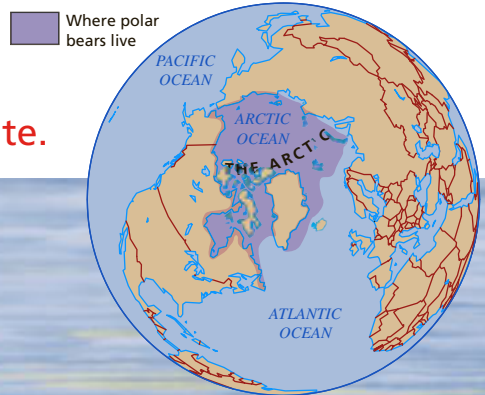
by Bo Grayson


HOUGHTON MIFFLIN


Arctic Home


Polar bears live in the Arctic, near the North Pole. The **climate** there is very cold. It is not an easy place to live.

 The Arctic has a cold climate.



 This diagram shows the parts of a polar bear's body.



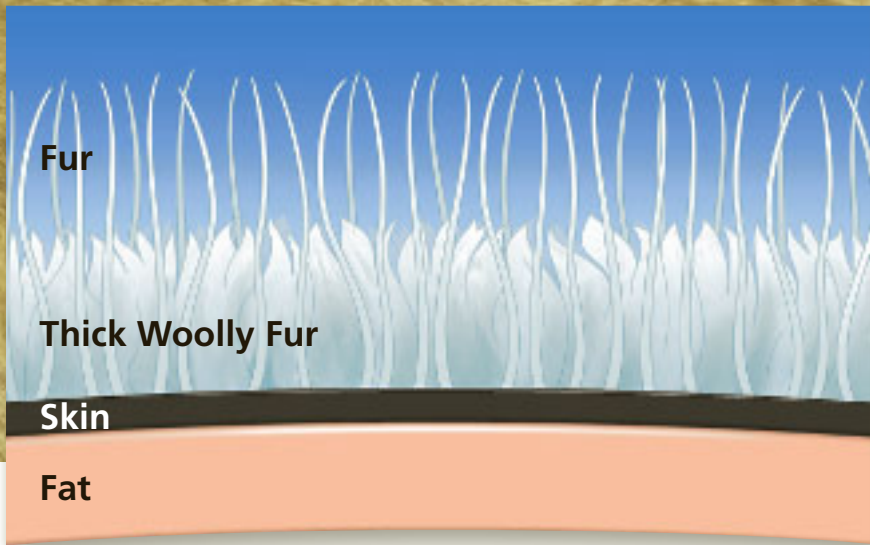
 But polar bears are very good at living in the cold. Their bodies are built to survive in the Arctic.

Big Bears

Polar bears are huge animals. They can weigh more than 1,000 pounds. They are taller than the tallest person. Some polar bears are almost 10 feet tall when standing up on their back legs.

A polar bear stands up.





Four layers cover a polar bear's body.

Staying Warm

A polar bear's body is covered by a layer of thick fur. It also has a layer of fat under its skin. The fat and fur keep the bear warm.

A bear might also have a home, or shelter, in the snow. The shelter helps to keep the bear warm.

🔊 Staying Cool

A polar bear's body can stay cool, too. A polar bear can get **overheated** when the weather gets warmer in the summer. It gets rid of heat through its nose, paws, and even its mouth.

🔊 Running can make a polar bear hot.







 Polar bears have special feet, or paws.

Walking on Ice and Snow


A polar bear's feet help it walk and run on ice and snow. Its huge paws act like snowshoes. They spread out wide and keep the bear from falling through ice and snow. A polar bear's paws also have tiny bumps. These bumps keep the bear from slipping on the ice.





 Polar bear paws make good paddles.

Great Swimmers

Polar bears are great swimmers. They have strong legs that help them paddle through the Arctic waters.

 Polar bears have skin between the toes on their paws. The skin makes their feet work like paddles in the water.



 The bears stretch their long necks to lift their heads above the water. This lets them look for seals on the ice.

 A polar bear sticks its head up.



Staying Dry


A polar bear's fur also helps it to stay dry when it swims. It has oil in its fur. The oil keeps the icy water from getting close to the bear's skin.

 Oil in its fur keeps the polar bear's skin dry.





 seals




 Seals are polar bears' favorite food.

Hunting for Food

A huge polar bear needs a lot of food to live. Its powerful nose helps it to smell and find food. A polar bear's nose can smell seals that are 20 miles away!



 Polar bears have big, sharp claws.

 A polar bear's long, strong claws help it hunt for food. These claws are perfect for grabbing seals. Its sharp teeth help it make a meal of a seal.

🔊 A polar bear's fur also helps the bear hunt. It makes the white bear hard to see in the snow. This lets polar bears creep up on seals without being seen by the seals. Of course, no seal wants an unexpected visit from a polar bear!

🔊 Polar bears are good hunters.



Watch Out!

So if you are ever in the Arctic, watch out! Somewhere on the snow and ice, there might be a huge polar bear.

Stay far, far away.

And be happy you're not a seal!

 A polar bear family stands on the ice.



Responding



TARGET SKILL Main Idea and Details

A polar bear's body keeps it warm. Copy the chart below. Fill in one more detail that tells how a polar bear survives the cold.

Main Idea:

A polar bear's body keeps it warm.

Detail: It is covered with thick fur.

Detail: ?



Write About It

Text to World A polar bear would probably not be a good pet! Write a paragraph persuading a friend that polar bears are not good pets. Give at least two reasons.



TARGET VOCABULARY

climate

colony

constant

gliding

layer

overheated

region

shelter

unexpected

wilderness



TARGET SKILL

Main Ideas and Details Tell important ideas and details about a topic.



TARGET STRATEGY

Infer/Predict Use clues to figure out more about the selection.



GENRE Informational text gives factual information about a topic.