


FREEBIE!

Two self-checking clip cards are shown. The first card features an illustration of an iceberg and the text "iceb__g". Below the text is a vertical list of vowel pairs: er, ar, or, ur, ir. The second card features an illustration of a purple flask and the text "c__k". Below the text is a vertical list of vowel pairs: ir, ar, or, ur, er. The cards are placed over a background of other cards showing a birthday card, a flower, and a purple purse.



R-CONTROLLED VOWELS

5 Self-Checking Clip Cards + Recording Sheet

Copyright © 2016 Kyla Watson (updated 2019)
Spark Learning Co.

<https://www.teacherspayteachers.com/Store/Spark-Learning-Co>

All rights reserved by author.

Permission to copy for single classroom use only.

Electronic distribution limited to single classroom use only.

Not for public display.

Graphics and Fonts by:



Contents

Teachers' Notes	3
R-Controlled Vowels Clip Cards	4
Recording Worksheet	7

More from Spark Learning Co:





Teachers' Notes

Thank you for downloading *R-Controlled Vowels Clip Cards FREEBIE*. I wish you and your students loads of fun and learning with this activity.

Preparing the Clip Cards

To prepare the clip cards, print on cardstock and cut around the edges and down the middle of the page to create two separate cards. Fold each card in half and glue together. For extra durability, laminate the cards.



Using the Clip Cards

Provide students with clothespins or paperclips. Students hold the card so that the picture is facing them, choose the letters to complete the given word and clip the box to indicate their answer. Students can check their answer against the correct one given on the reverse side of each card. Students record the correct answer on their recording sheet.





c__d



card



iceb__g



iceberg

er

er

er

ar

ar

ir

or

ar





ur

ur

ir

or


Cut around the outside edges and down the middle to make two cards. Fold each card down the center and glue. Laminate if desired.

			
d__t	dir t	c__k	co r k
er		ir	
ur		ar	
or		or	or
ir	ir	ur	
ar		er	

Cut around the outside edges and down the middle to make two cards. Fold each card down the center and glue. Laminate if desired.

fold

cut



p__se **pur**se

or	
ar	
er	
ir	
ur	ur

▲ ▲

Cut around the outside edges and down the middle to make two cards. Fold each card down the center and glue. Laminate if desired.

R-CONTROLLED VOWELS

NAME: _____

Color

Write



R-CONTROLLED VOWELS

NAME: _____

Color

Write



Thank you for downloading

R-CONTROLLED VOWELS CLIP CARDS FREEBIE.

I hope that you and your students have had a lot of fun using this activity in the classroom.



More from Spark Learning Co:

CONSONANT Digraphs

ph	ch	gr
sh	th	ph
wh	th	th
ch	wh	ch
	ph	sh

40 Self-Checking Clip Cards

R-CONTROLLED vowels

st	or	er	ir	ur
----	----	----	----	----

LONG VOWEL Digraphs

ow	ay	oy	oy	ai	oi
----	----	----	----	----	----

ALPHABET Initial sounds

pp	tt	cc	ee	oo	uu
ss	hh	kk	ll	nn	mm
pp	tt	cc	ee	oo	uu
ss	hh	kk	ll	nn	mm
pp	tt	cc	ee	oo	uu
ss	hh	kk	ll	nn	mm

26 Self-Checking Clip Cards + Worksheet & Poster

CONSONANT BLENDS R Blends

pr	gr	dr	gr
fr	gr	br	gr
br	br	br	cl
cl	bl	pr	pr
tr	dr	pl	cr

14 Self-Checking Clip Cards + Worksheet & Poster

CONSONANT BLENDS L Blends

cl	bl	gl	bl
cr	bl	gl	bl
sl	cl	gr	cl
cl	br	pl	cr
fl	gl	pl	pl

12 Self-Checking Clip Cards + Worksheet & Poster

CONSONANT BLENDS S Blends

st	sn	sn	sm
sc	sn	sc	sm
sp	sl	st	sp
sm	sp	sl	sk
sl	sw	sp	st

14 Self-Checking Clip Cards + Worksheet & Poster