
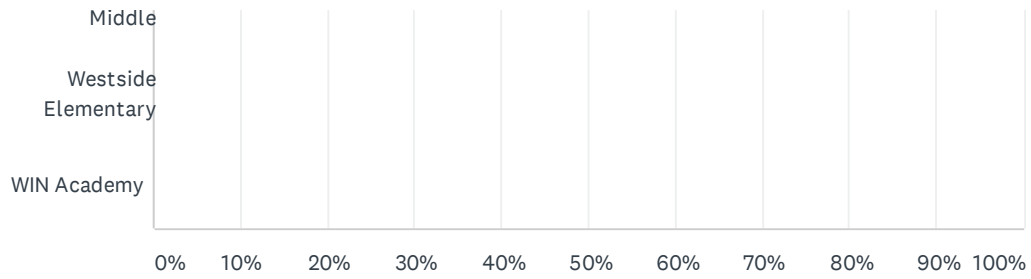


# Q1 My child attends

Answered: 46 Skipped: 0



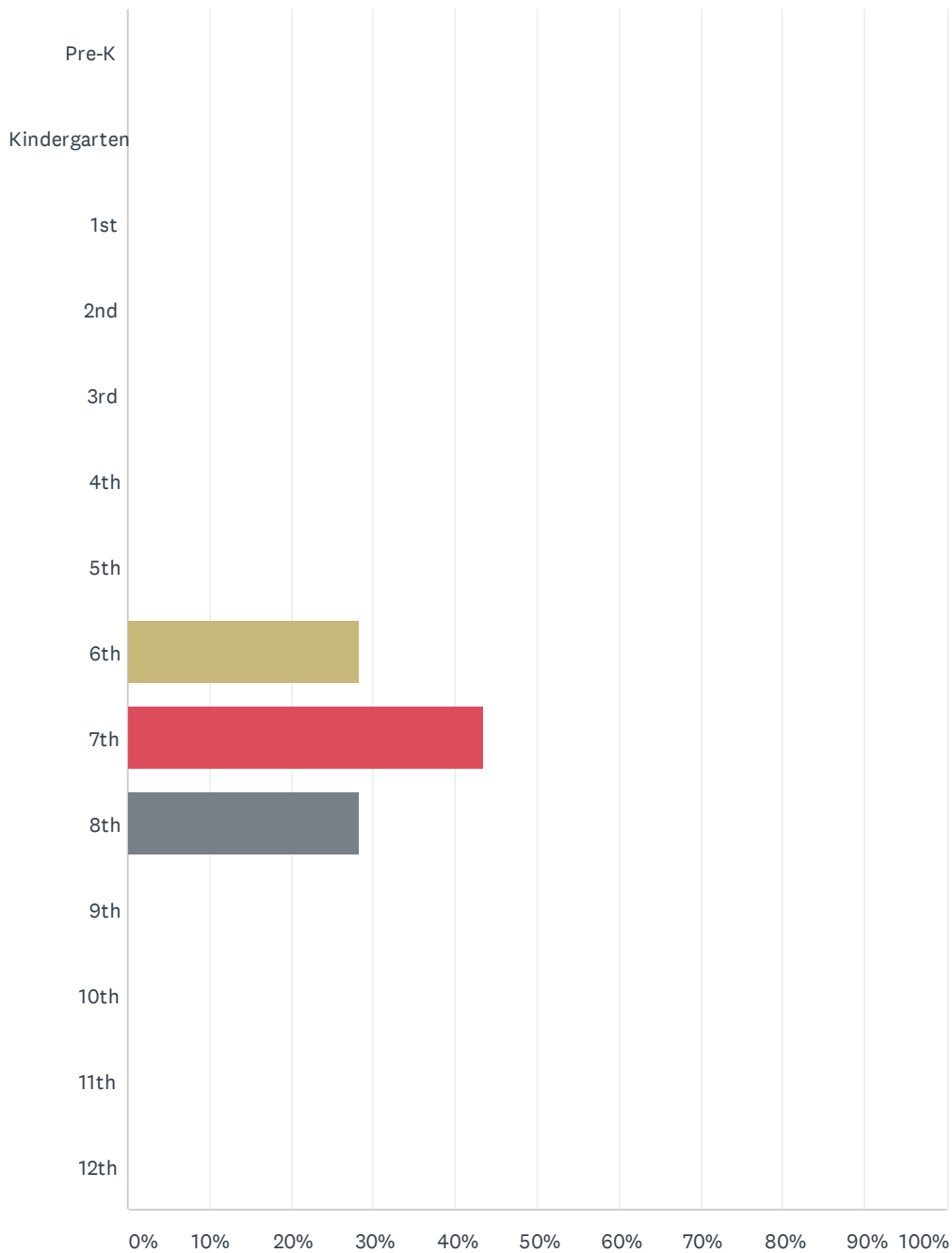
## Houston County Title I Parent Satisfaction Survey



ANSWER CHOICES	RESPONSES	
CB Watson Primary	0.00%	0
Centerville Elementary	0.00%	0
Eagle Springs Elementary	0.00%	0
Huntington Middle	0.00%	0
Lindsey Elementary	0.00%	0
Miller Elementary	0.00%	0
Morningside Elementary	0.00%	0
Northside Elementary	0.00%	0
Northside High	0.00%	0
Northside Middle	100.00%	46
Parkwood Elementary	0.00%	0
Pearl Stephens Elementary	0.00%	0
Pery Middle	0.00%	0
Russell Elementary	0.00%	0
Shirley Hills Elementary	0.00%	0
Thomson Middle	0.00%	0
Tucker Elementary	0.00%	0
Warner Robins High	0.00%	0
Warner Robins Middle	0.00%	0
Westside Elementary	0.00%	0
WIN Academy	0.00%	0
<b>TOTAL</b>		<b>46</b>

## Q2 What grade is your child currently in?

Answered: 46 Skipped: 0

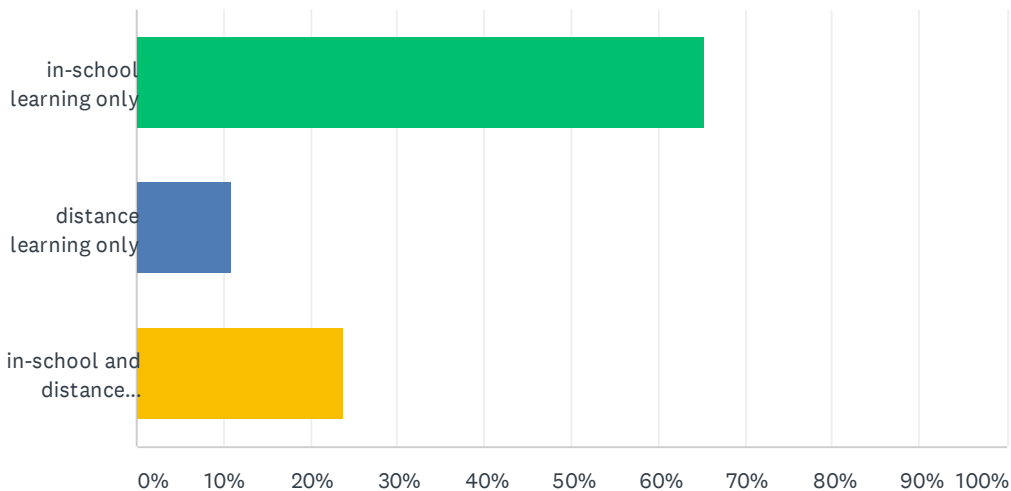


## Houston County Title I Parent Satisfaction Survey

ANSWER CHOICES	RESPONSES	
Pre-K	0.00%	0
Kindergarten	0.00%	0
1st	0.00%	0
2nd	0.00%	0
3rd	0.00%	0
4th	0.00%	0
5th	0.00%	0
6th	28.26%	13
7th	43.48%	20
8th	28.26%	13
9th	0.00%	0
10th	0.00%	0
11th	0.00%	0
12th	0.00%	0
<b>TOTAL</b>		<b>46</b>

### Q3 This school year, my child has been enrolled for

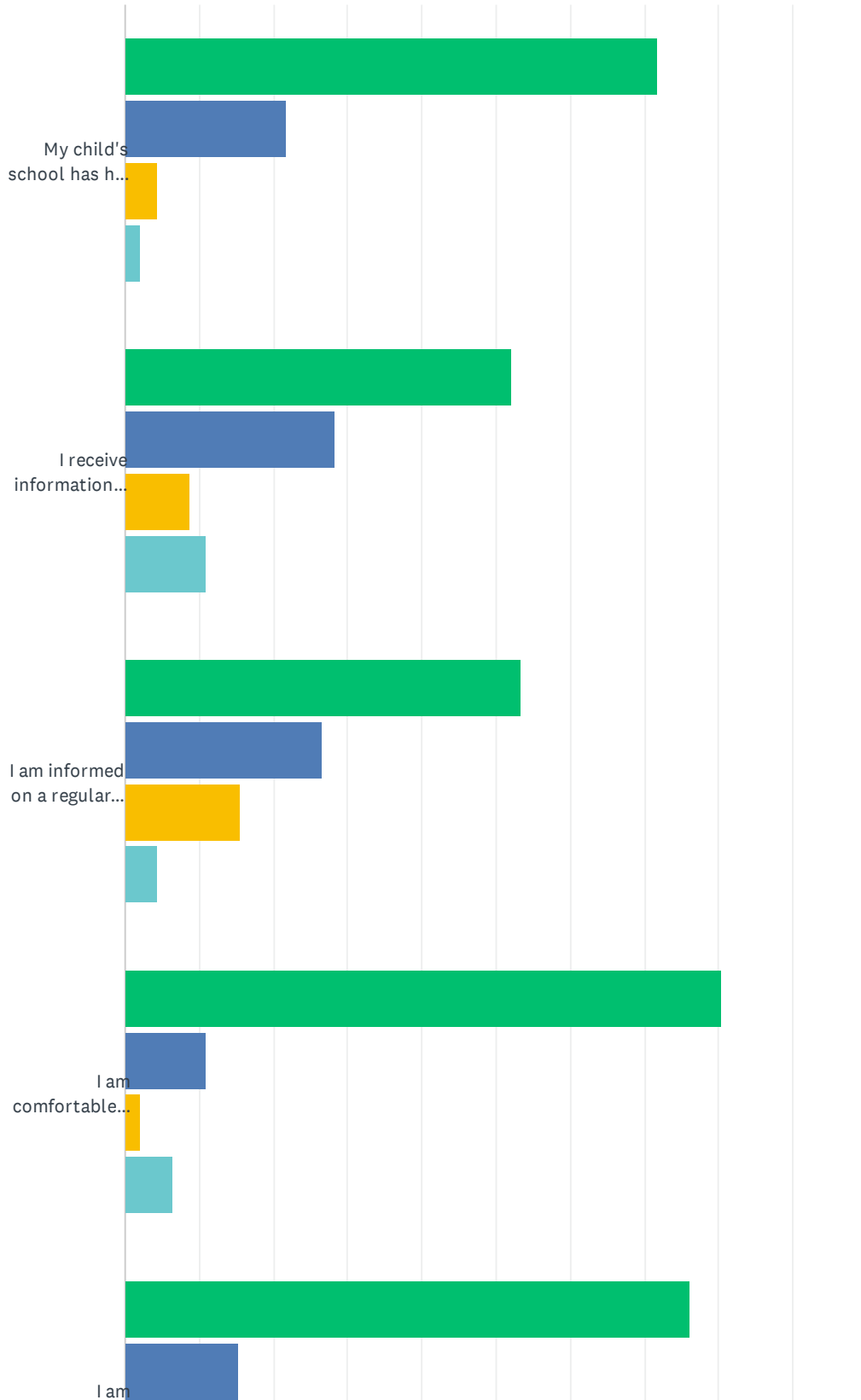
Answered: 46 Skipped: 0



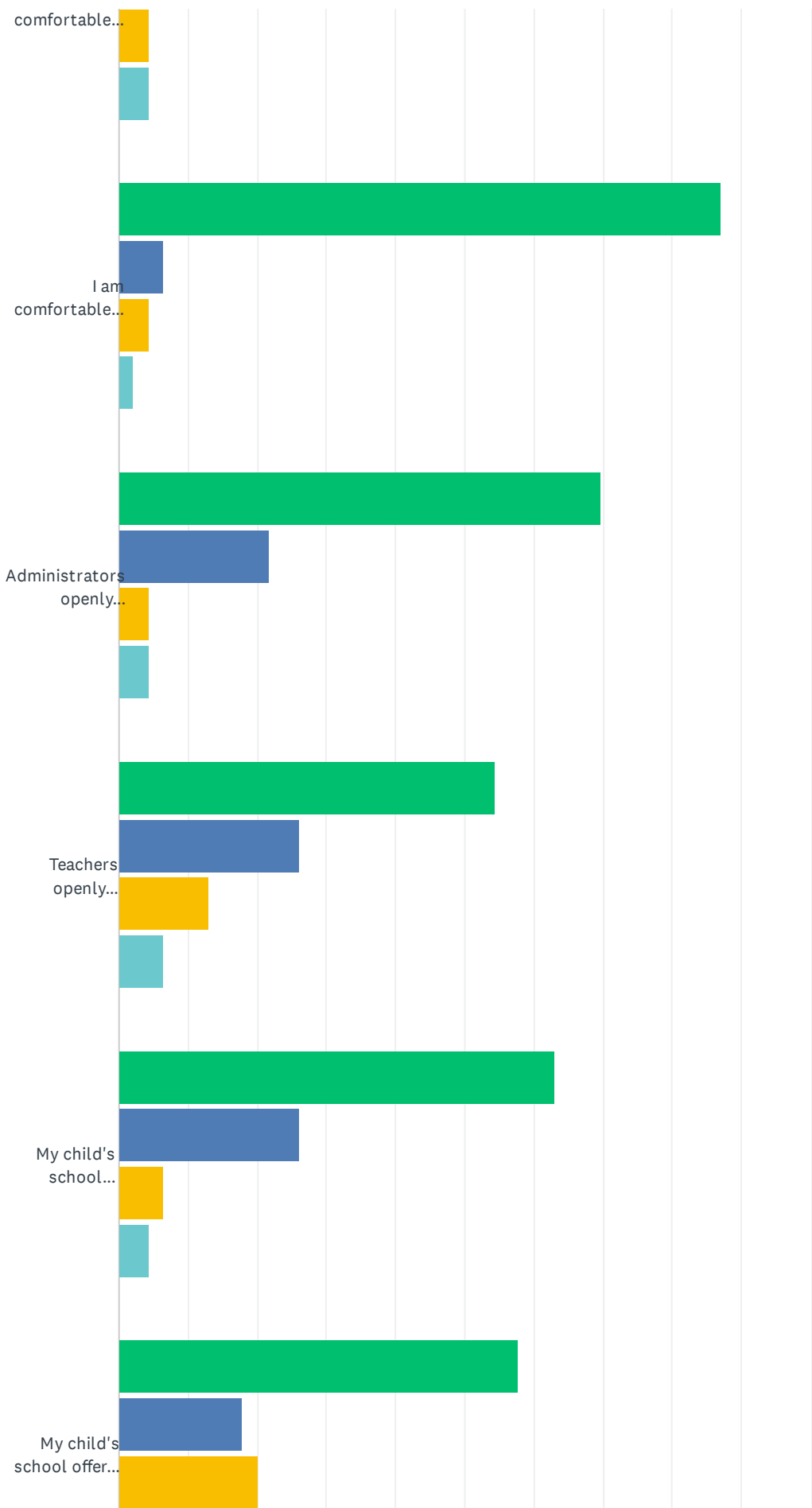
ANSWER CHOICES	RESPONSES
in-school learning only	65.22% 30
distance learning only	10.87% 5
in-school and distance learning	23.91% 11
TOTAL	46

### Q4 Please read each statement below and indicate how much you agree or disagree.

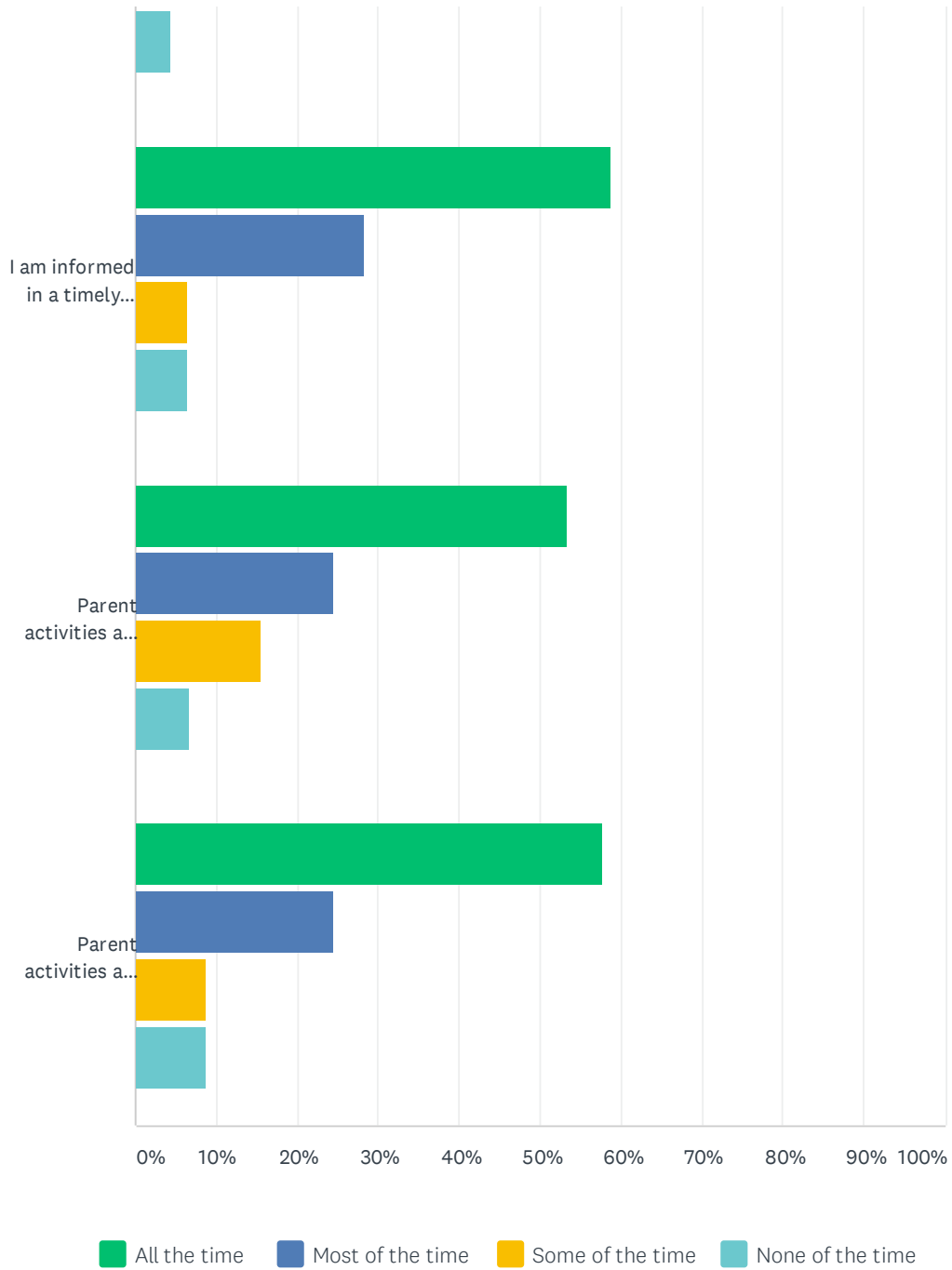
Answered: 46 Skipped: 0



# Houston County Title I Parent Satisfaction Survey



# Houston County Title I Parent Satisfaction Survey



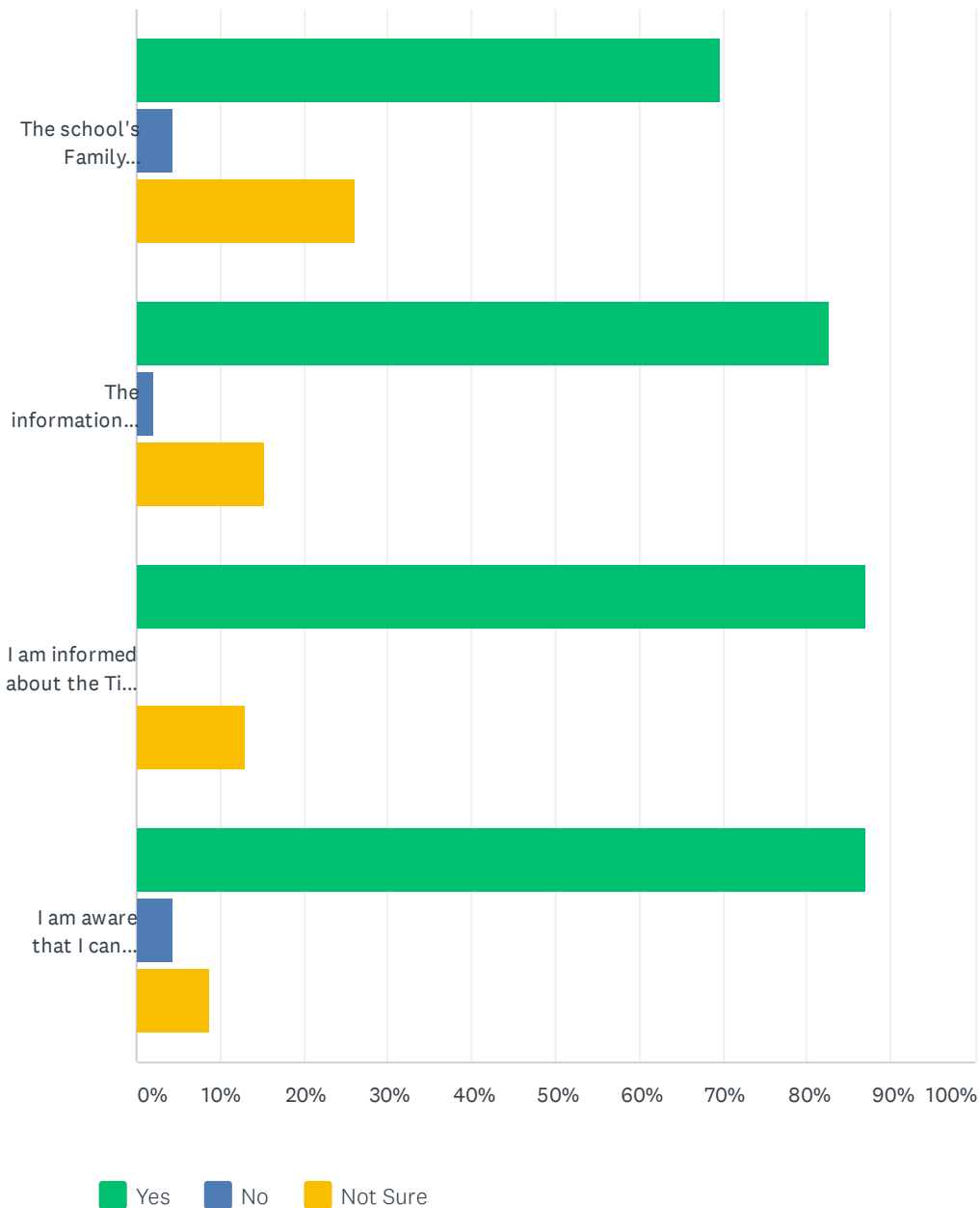


## Houston County Title I Parent Satisfaction Survey

	ALL THE TIME	MOST OF THE TIME	SOME OF THE TIME	NONE OF THE TIME	TOTAL	WEIGHTED AVERAGE
My child's school has high expectations for student achievement.	71.74% 33	21.74% 10	4.35% 2	2.17% 1	46	1.37
I receive information about grade-level standards and the academic requirements for my child's grade level.	52.17% 24	28.26% 13	8.70% 4	10.87% 5	46	1.78
I am informed on a regular basis about my child's academic progress.	53.33% 24	26.67% 12	15.56% 7	4.44% 2	45	1.71
I am comfortable communicating with administrators at my child's school.	80.43% 37	10.87% 5	2.17% 1	6.52% 3	46	1.35
I am comfortable communicating with my child's teacher(s).	76.09% 35	15.22% 7	4.35% 2	4.35% 2	46	1.37
I am comfortable communicating with front office staff members at my child's school.	86.96% 40	6.52% 3	4.35% 2	2.17% 1	46	1.22
Administrators openly communicate with parents.	69.57% 32	21.74% 10	4.35% 2	4.35% 2	46	1.43
Teachers openly communicate with parents.	54.35% 25	26.09% 12	13.04% 6	6.52% 3	46	1.72
My child's school encourages parental engagement.	63.04% 29	26.09% 12	6.52% 3	4.35% 2	46	1.52
My child's school offers workshops or activities that educate/inform parents about curriculum and how to help improve students' success in school.	57.78% 26	17.78% 8	20.00% 9	4.44% 2	45	1.71
I am informed in a timely manner about parent activities and events.	58.70% 27	28.26% 13	6.52% 3	6.52% 3	46	1.61
Parent activities and workshops are offered at various times.	53.33% 24	24.44% 11	15.56% 7	6.67% 3	45	1.76
Parent activities and opportunities are useful and beneficial.	57.78% 26	24.44% 11	8.89% 4	8.89% 4	45	1.69

### Q5 Please read the following and respond to each.

Answered: 46 Skipped: 0

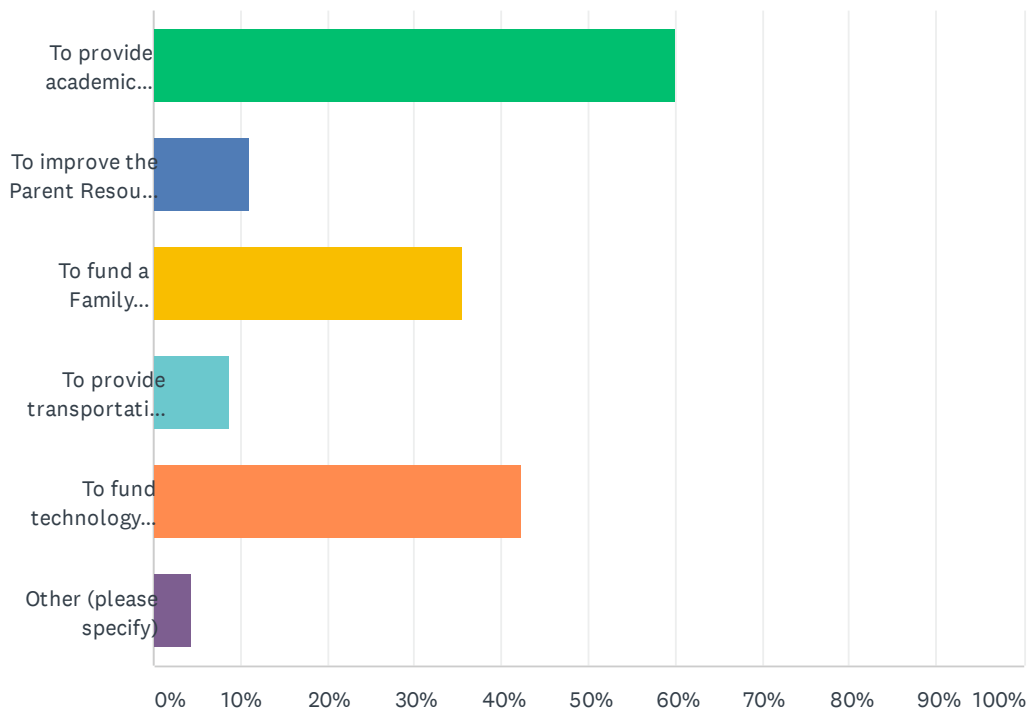


## Houston County Title I Parent Satisfaction Survey

	YES	NO	NOT SURE	TOTAL	WEIGHTED AVERAGE
The school's Family Engagement Coordinator assists families, supports parent activities and is available for questions or concerns from parents.	69.57% 32	4.35% 2	26.09% 12	46	1.57
The information provided in the Title I Parent Engagement Plan and Compact is detailed and easy to understand.	82.61% 38	2.17% 1	15.22% 7	46	1.33
I am informed about the Title I program at my child's school and have access to the Title I Handbook containing the Parent Engagement Plan and School-Parent Compact.	86.96% 40	0.00% 0	13.04% 6	46	1.26
I am aware that I can participate in shared decision making opportunities through Parent Input Meetings, Parent Action Team Meetings, Parent-Teacher Conferences, and school/district surveys.	86.96% 40	4.35% 2	8.70% 4	46	1.22

### Q6 How would you like to see parent engagement funds used? (check all that apply)

Answered: 45 Skipped: 1

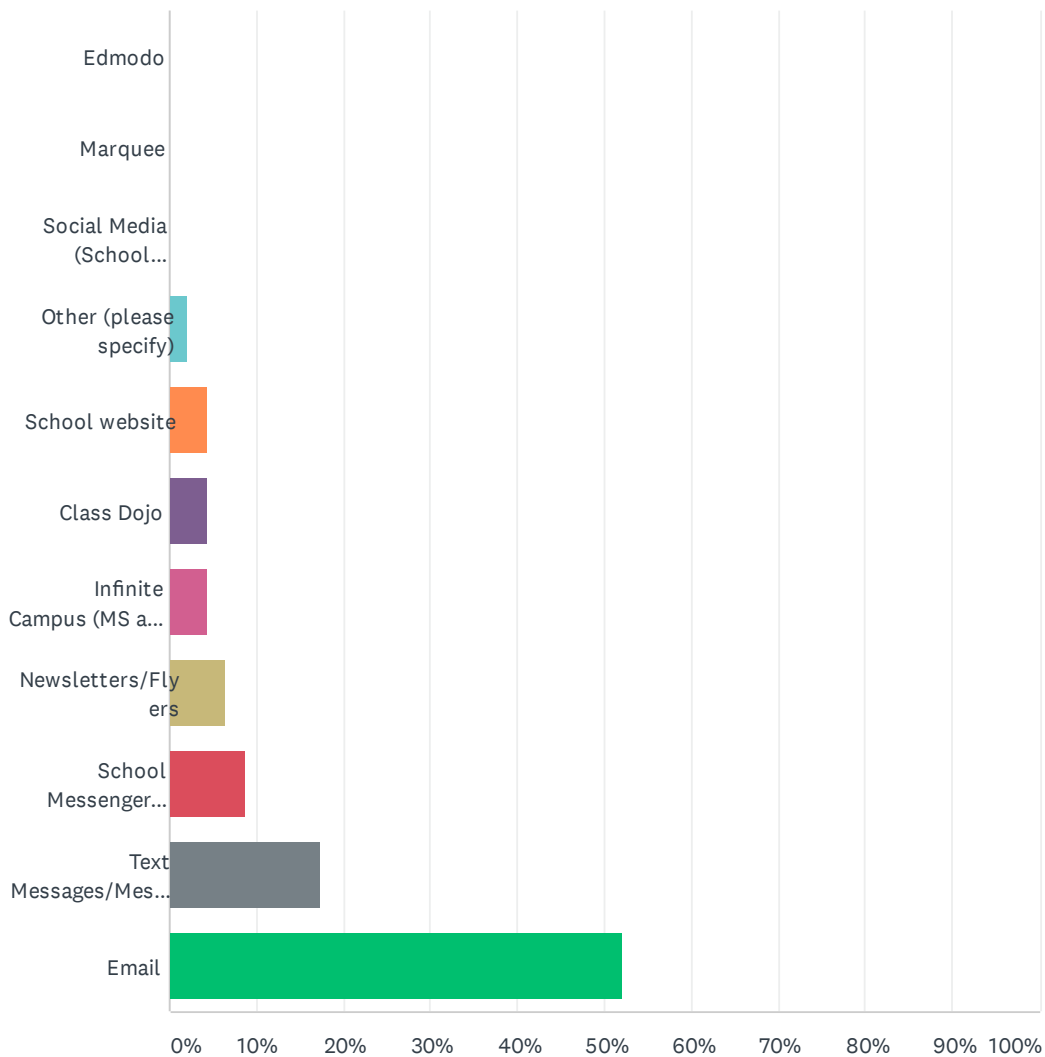


ANSWER CHOICES	RESPONSES	
To provide academic materials for parents to use with their student at home.	60.00%	27
To improve the Parent Resource Center at the school.	11.11%	5
To fund a Family Engagement Coordinator to plan and execute family engagement activities and events.	35.56%	16
To provide transportation assistance for parents to attend Title I events at school.	8.89%	4
To fund technology resources to support parental engagement.	42.22%	19
Other (please specify)	4.44%	2
Total Respondents: 45		

#	OTHER (PLEASE SPECIFY)	DATE
1	Supplies for students who are in distance learning experience. Printer ink, other supplies needed for learning	2/18/2021 8:17 AM
2	I have no opinion regarding this topic.	2/17/2021 4:51 PM

# Q7 What is the ONE way you prefer to receive information about school events?

Answered: 46 Skipped: 0



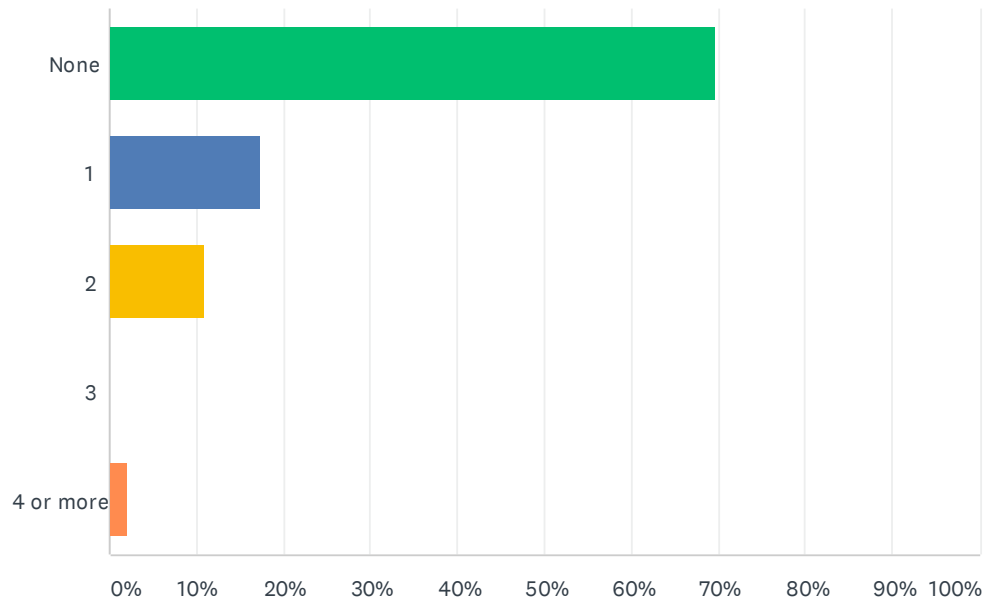
## Houston County Title I Parent Satisfaction Survey

ANSWER CHOICES	RESPONSES	
Edmodo	0.00%	0
Marquee	0.00%	0
Social Media (School Facebook, Instagram or Twitter pages)	0.00%	0
Other (please specify)	2.17%	1
School website	4.35%	2
Class Dojo	4.35%	2
Infinite Campus (MS and HS only)	4.35%	2
Newsletters/Flyers	6.52%	3
School Messenger (Call-out System)	8.70%	4
Text Messages/Messaging Apps	17.39%	8
Email	52.17%	24
<b>TOTAL</b>		<b>46</b>

#	OTHER (PLEASE SPECIFY)	DATE
1	All	2/22/2021 8:42 AM

## Q8 How many school-related parent events have you participated this year?

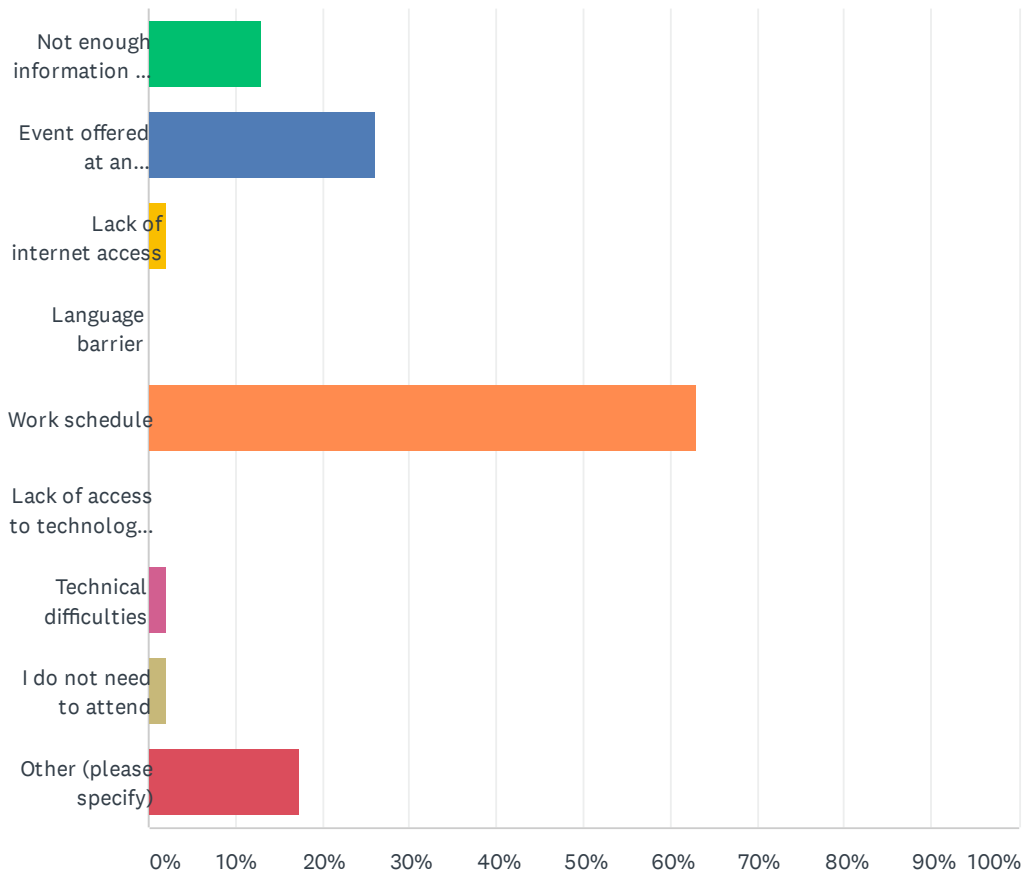
Answered: 46 Skipped: 0



ANSWER CHOICES	RESPONSES	
None	69.57%	32
1	17.39%	8
2	10.87%	5
3	0.00%	0
4 or more	2.17%	1
<b>TOTAL</b>		<b>46</b>

## Q9 If you have been unable to participate in virtual events hosted by your child's school, what limits your participation?

Answered: 46 Skipped: 0



ANSWER CHOICES	RESPONSES	
Not enough information or notice is provided	13.04%	6
Event offered at an inconvenient time	26.09%	12
Lack of internet access	2.17%	1
Language barrier	0.00%	0
Work schedule	63.04%	29
Lack of access to technology (computer, tablet or cell phone)	0.00%	0
Technical difficulties	2.17%	1
I do not need to attend	2.17%	1
Other (please specify)	17.39%	8
Total Respondents: 46		

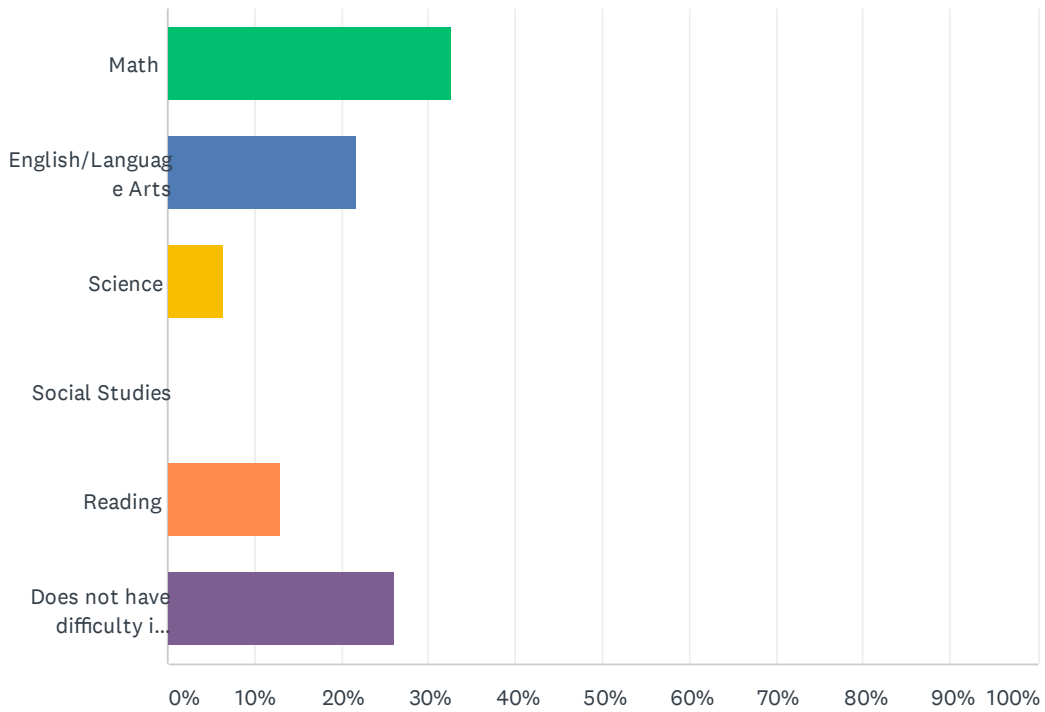


## Houston County Title I Parent Satisfaction Survey

#	OTHER (PLEASE SPECIFY)	DATE
1	COVID	2/26/2021 10:45 AM
2	Busy schedule	2/18/2021 8:31 AM
3	n/a	2/18/2021 7:10 AM
4	Virus	2/18/2021 6:53 AM
5	We came into this district second semester and im still not sure how everything works. Im looking forward to next year maybe we will be able to do face to face learning so that I can be more involved.	2/17/2021 9:00 PM
6	COVID 19	2/17/2021 8:05 PM
7	None due to Covid	2/17/2021 5:07 PM
8	Covid	2/17/2021 4:10 PM

### Q10 Choose the subject area that you feel your student has the most difficulty mastering.

Answered: 46 Skipped: 0

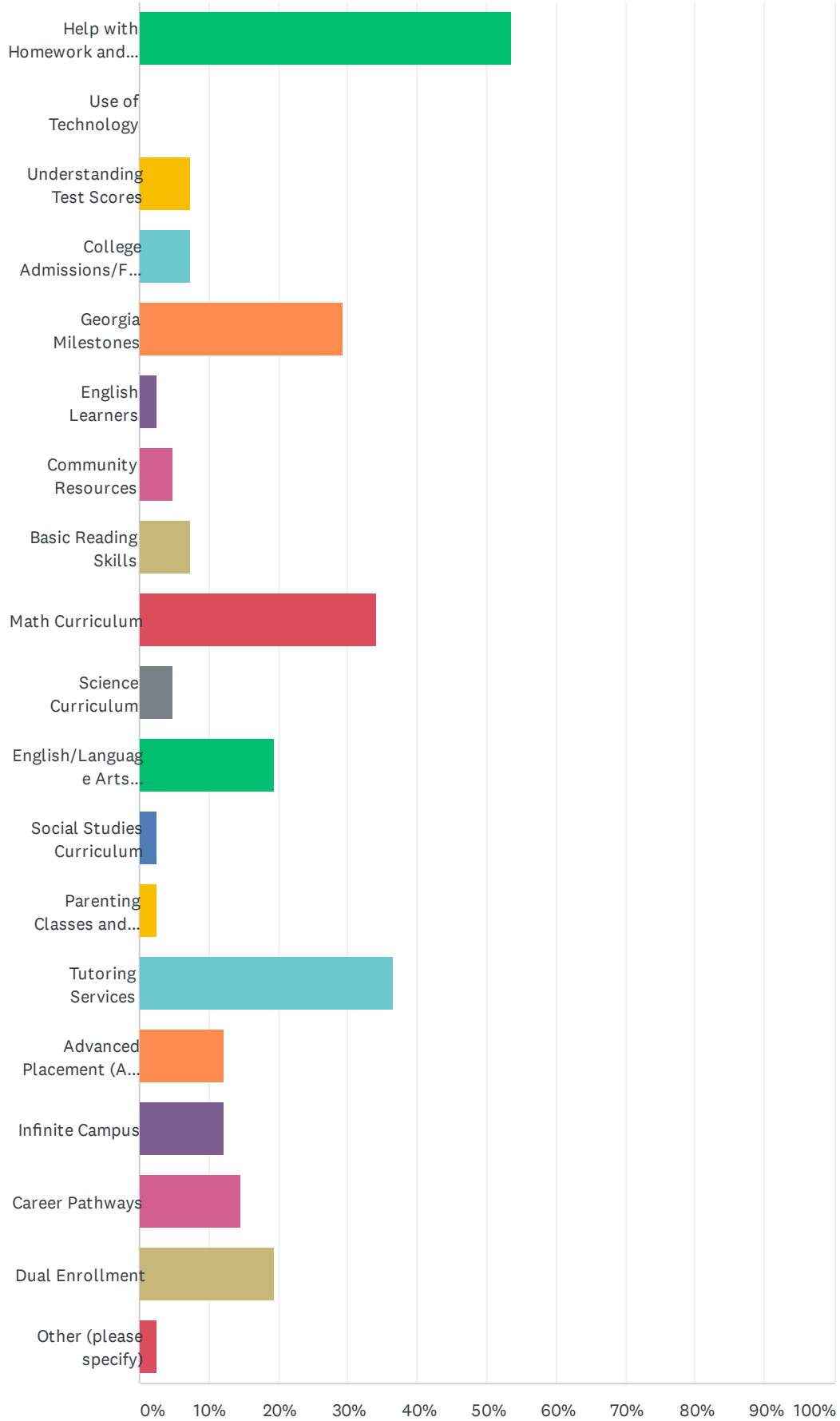


ANSWER CHOICES	RESPONSES	
Math	32.61%	15
English/Language Arts	21.74%	10
Science	6.52%	3
Social Studies	0.00%	0
Reading	13.04%	6
Does not have difficulty in any subject area	26.09%	12
<b>TOTAL</b>		<b>46</b>

**Q11 To better help my student, I would benefit from receiving additional support in: (check all that apply).**

Answered: 41 Skipped: 5

# Houston County Title I Parent Satisfaction Survey



## Houston County Title I Parent Satisfaction Survey

ANSWER CHOICES	RESPONSES	
Help with Homework and Study Skills	53.66%	22
Use of Technology	0.00%	0
Understanding Test Scores	7.32%	3
College Admissions/Financial Aid	7.32%	3
Georgia Milestones	29.27%	12
English Learners	2.44%	1
Community Resources	4.88%	2
Basic Reading Skills	7.32%	3
Math Curriculum	34.15%	14
Science Curriculum	4.88%	2
English/Language Arts Curriculum	19.51%	8
Social Studies Curriculum	2.44%	1
Parenting Classes and Resources (discipline, attendance, health and wellness, etc.)	2.44%	1
Tutoring Services	36.59%	15
Advanced Placement (AP) Courses	12.20%	5
Infinite Campus	12.20%	5
Career Pathways	14.63%	6
Dual Enrollment	19.51%	8
Other (please specify)	2.44%	1
Total Respondents: 41		

#	OTHER (PLEASE SPECIFY)	DATE
1	Nothing, I am a teacher in Houston County	2/26/2021 10:45 AM

## Q12 What topics do you think teachers and administrators need to discuss or learn more about to better support your family and help your student be successful in school?

Answered: 16 Skipped: 30

#	RESPONSES	DATE
1	N/A	3/1/2021 5:19 PM
2	Grant Writing	2/26/2021 10:45 AM
3	How to stay in constant communication with parents. I never get a call about my child's grades and reaching out to contact teachers is darn near impossible	2/22/2021 8:42 AM
4	Respect, compassion, work ethic, none intitlement.	2/18/2021 12:30 PM
5	None at this time. They are doing an awesome job.	2/18/2021 8:31 AM
6	N/A	2/18/2021 7:25 AM
7	Social studies	2/18/2021 6:53 AM
8	I'm not really sure because we are distant learners and just came into this distract halfway in this year. I would say the only problem that I had was the first set of teachers use to tell me that they didn't have a lesson for Odysseyware so they couldn't help the kids with questions on work. However the new teachers that we have are much better. I really love them and the online learning this semester. Thanks for seeing the problem and fixing it.	2/17/2021 9:00 PM
9	None	2/17/2021 6:44 PM
10	N/A	2/17/2021 6:10 PM
11	Calling the parents back when multiple messages have been left and get nothing in return.	2/17/2021 5:08 PM
12	None at this time	2/17/2021 5:07 PM
13	I am satisfied with teachers & administration.	2/17/2021 4:51 PM
14	To protect kids from getting suspension for protecting themselves.	2/17/2021 4:50 PM
15	I think that a majority of the parents work during the day and can't attend (in person or virtually) the events that the family coordinator or teachers provide. I like to participate in events. Last year there was a good portion that were held after 5:30. I know with COVID most stuff is virtual, but the time is still an issue. I also that that the Milestones should not be held during the pandemic. My child has been quarantined 3 times this year. It is impossible to study efficiently for the Milestones when I am not home to help E-Learn with her. It is already enough stress during this pandemic. The kids are already going through too much.	2/17/2021 4:19 PM
16	LGBTQ Students from diverse backgrounds	2/17/2021 4:13 PM