
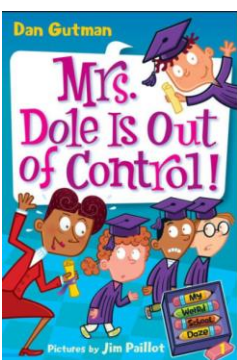







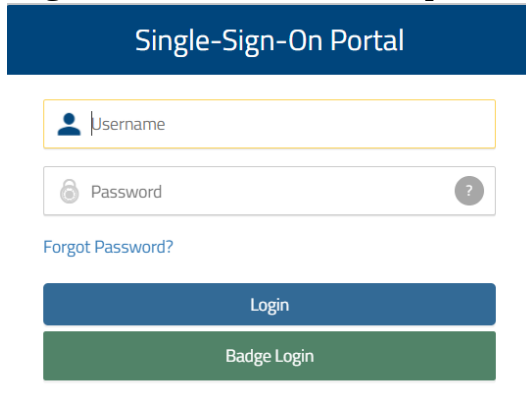


Want to read some great e-books? Here are a few possibilities:




To access SORA Reading by Overdrive:

- 1) Login to the SSO Portal at portal.hcbe.net

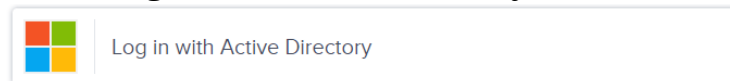


The screenshot shows a login page titled "Single-Sign-On Portal". It features a blue header with the title. Below the header are two input fields: "Username" with a person icon and "Password" with a lock icon and a help icon. A link for "Forgot Password?" is located below the password field. At the bottom, there are two buttons: a blue "Login" button and a green "Badge Login" button.

- 2) Choose Clever



- 3) Click "Login with Active Directory"



- 4) Choose Sora by Overdrive



Sora by
OverDrive

- 5) Browse to find your book. Be sure to click on the book cover and choose "Borrow" when you are ready to read your book.

Borrow

HAPPY READING!!