


You can support the Whitwell Schools Foundation by signing up for and using the Amazon Smile program for all your Amazon purchases. It's no cost to you and easy to do once you sign up.

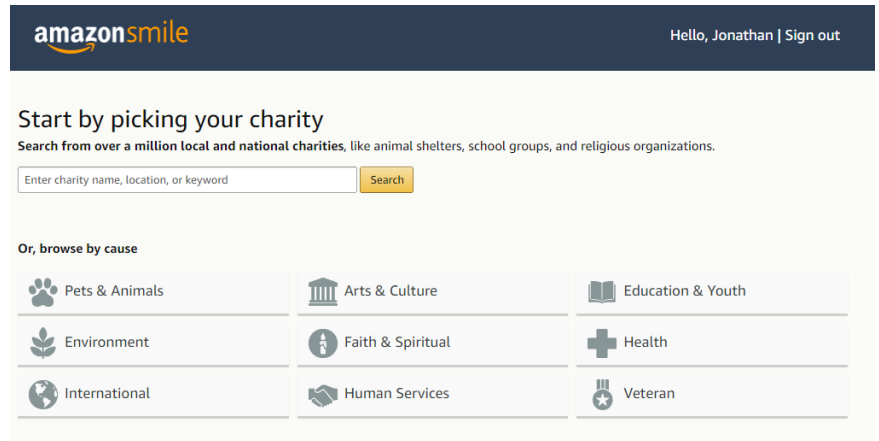
Assuming you already have an Amazon account, you can activate Smile using a desktop/laptop computer OR a mobile device's browser (you cannot activate Smile using the Amazon App). Activating Smile does NOT change your Amazon account in any way, your order history, login information, memberships, etc. will still be the same.

Below are some screen captures of the steps as seen on a desktop PC:


- 1) Open your browser to smile.amazon.com
- 2) You should be directed to a screen as shown, and simply click "Get Started"



- 3) On this screen type into the search box "Whitwell High School Foundation" and then click "SEARCH" (Smile is still registered using previous Foundation name) 😊



- 4) On this screen you must click the little check box and then click "START SHOPPING"



You are now set to support the Whitwell Schools Foundation every time you shop at Amazon Smile, but for it to actually work you **MUST** make a few final changes...

Smile rewards your charity of choice ONLY if you begin your search on the website of **SMILE.AMAZON.COM** or using the Amazon App (see below). If you go to Amazon.com you will not be supporting your charity, you MUST use **SMILE.AMAZON.COM** for it to work. This also means that you cannot be directed to Amazon by a search engine such as Google or Bing, because they will ALWAYS send you to regular amazon.com and not smile.amazon.com. If you were to Google "toilet paper" and it directs you to an Amazon listing, that will not support the Smile program, you MUST navigate to smile.amazon.com first and conduct your search there.

So after you register with Smile you should go through all of your various internet devices (PC, mobile phone, tablet, etc) and update or replace your browser's favorite/bookmark to send you to smile.amazon.com and NOT just amazon.com!

While you cannot initially register for Amazon Smile using the mobile app, you can activate Smile inside your Amazon App to support your charity during all in-app purchases. Activating Smile in the app comes with two noteworthy items. First, to activate Smile inside the App you MUST turn ON all Amazon App notifications for your mobile device. While this may sound like a big annoyance, the notifications can be made to be totally silent and only show a very tiny message inside your notification area. Second, you must re-enable Smile inside the app every 6 months. If you always use a BROWSER to make your Amazon purchases and NOT the Amazon App then you will stay enrolled with Smile without having to renew, only the APP requires you to renew. Below are some screenshots of the steps to enable Smile for in-app purchases (must be done on EACH mobile device individually).

