

Teacher Guide & Answers

Note to Teacher: Read each question out loud to your students and have each student complete the worksheet independently. For questions 5 and 6, you can have students draw their answers, answer orally, or write their answers depending on your students' progress. If you have them write their answers, you may want to write the word(s) on the board for them to copy.

Passage Reading Level: Lexile 260

Directions: For questions 1-4, circle the correct answer.

1. Where do Cal and Tramp set up camp?



in back of Cal's house




in a forest

2. What kind of animal is Tramp?



owl




dog

3. What makes the "HOOT! HOOT!" sound in the story?



the owl



Cal

4. Where did Cal and Tramp go at the end of the story?



back in the house



in the tent

5. *Note to Teacher: See note at the top of the first page.*

What did no one do after the owl made sounds?

Suggested answer: After the owl made sounds, no one *slept*.

6. Draw a picture of Tramp jumping on Cal's lap.

Suggested answer: Drawings may vary but should depict a dog jumping on a boy's lap inside of a tent. Advanced drawings may show that Tramp is scared as he has just heard the owl go, "HOOT! HOOT!"

7. *Note to Teacher: See note at the top of the first page.*

What did you learn from "Cal and Tramp Camp"?

Suggested answer: Answers may vary and should be supported by the passage.

Teacher Guide & Answers

Note to Teacher: Read each question out loud to your students and have each student complete the worksheet independently. For questions 5 A) and 6, you can have students draw their answers, answer orally, or write their answers depending on your students' progress. If you have them write their answers, you may want to write the word(s) on the board for them to copy.

Passage Reading Level: Lexile 350

Directions: For questions 1-4, circle the correct answer.

1. What is a hurricane?



a big storm

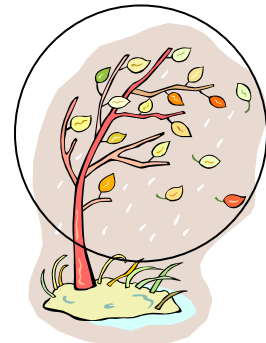


a type of candy

2. What kind of weather do hurricanes bring?




sunny and dry



windy and rainy

3. Where do hurricanes form?



over the ocean

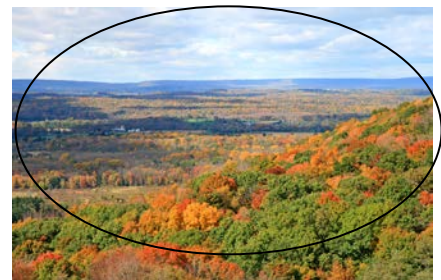


in the mountains

4. Where can hurricanes move toward?



space



land

5. A) *Note to Teacher: See note at the top of the first page.*

Where should you stay during a hurricane?

Suggested answer: Answers may vary but may include: inside or at home.

B) Draw a picture that shows a family staying safe during a hurricane.

Suggested answer: Drawings may vary but should depict people in their home (an exceptional picture will include an emergency kit). Challenge your students to depict hurricane weather in their picture as well (perhaps you can see the rain and wind through a window, or maybe the house fills only part of the page so you can see the hurricane around it).

6. *Note to Teacher: See note at the top of the first page.*



What did you learn from "A Hurricane Is a Big Storm"?

Suggested answer: Answers may vary and should be supported by the passage.

Teacher Guide & Answers

If appropriate, read each question out loud to your students. For open-response questions, if you want students to type their answers, consider writing the word(s) on the board for them to copy. You may also consider having students draw their answers or answer orally, depending on their progress.


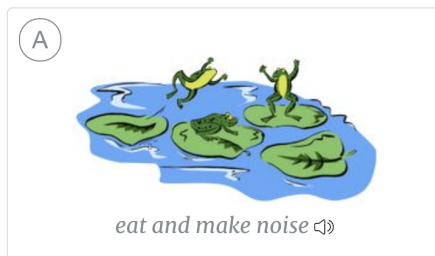
1. What do most frogs live near?




2. Frogs like to live near water because they need to stay wet. What part of a frog needs to stay wet?



3. What can a frog do through its skin (when it is wet)?



4. What do frogs use their lungs for?



5. slimy

6. Answers may vary and should be supported by the passage.

7. Drawings may vary but should depict a frog near water (pond, creek, etc.).

Teacher Guide & Answers

Note to Teacher: Read each question out loud to your students and have each student complete the worksheet independently. For questions 5 A) and 6, you can have students draw their answers, answer orally, or write their answers depending on your students' progress. If you have them write their answers, you may want to write the word(s) on the board for them to copy.

Passage Reading Level: Lexile 310

Directions: For questions 1-4, circle the correct answer.

1. What is a sunflower?




a star




a plant

2. What color are many sunflowers?



yellow




pink

3. What do sunflowers need to grow?



snow



sunshine

4. Where do sunflowers grow?



forests



fields

5. A) *Note to Teacher: See note at the top of the first page.*

What three things do sunflowers need to grow?

Suggested answer: Answers should include sunshine (sun), warmth, and water.

B) Draw a picture of at least one thing a sunflower needs to grow.

Suggested answer: Drawings may vary but should depict water or sunshine, and perhaps more abstractly, warmth.

6. *Note to Teacher: See note at the top of the first page.*

What did you learn from "Bright as the Sun"?

Suggested answer: Answers may vary and should be supported by the passage.

Teacher Guide & Answers

Passage Reading Level: Lexile 420

Note To Teacher: Read each question out loud to your students and have each student complete the worksheet independently. For questions 5 and 7, you can have students draw their answers, answer orally, or write their answers depending on your students' progress. If you have them write their answers, you may want to write the word(s) on the board for them to copy.

1.




Callie

2.



She buys a box of rocks.

3.



a rock collection

4.



search for rocks outside

5. **Suggested Answer:** a collection
6. **Suggested Answer:** Drawings may vary but should depict at least three rocks, one that is shiny and gray, one that is dull and red, and one that is smelly and yellow. Advanced pictures might also include a rock that Callie found at the park.
7. **Suggested Answer:** Answers may vary.

Teacher Guide & Answers

Passage Reading Level: Lexile 310

Featured Text Structure: Descriptive – the writer explains, defines, or illustrates a concept or topic

Passage Summary: The passage discusses basic information about bees.

Directions: Circle the correct answer.

1. Where do bees get their food?



flowers




pet stores

2. What do bees make?



honey




chocolate

3. Where do bees live?




nest



hive

4. How can bees sting you?



with their stinger



with their teeth

5. A) Bees need flowers because _____.

Suggested answer: Answers may vary but should include: they get food from flowers or they need flowers to make honey.


B) Draw a picture that shows a bee buzzing around a flower.

Suggested answer: Drawings may vary but should depict at least one bee and one flower.


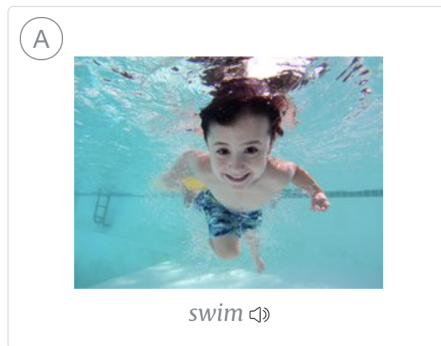
Teacher Guide & Answers

If appropriate, read each question out loud to your students. For open-response questions, if you want students to type their answers, consider writing the word(s) on the board for them to copy. You may also consider having students draw their answers or answer orally, depending on their progress.


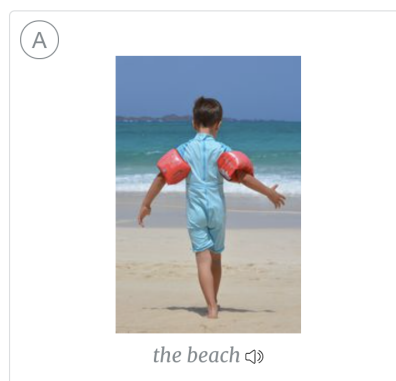
1. What kind of weather is good for recess?



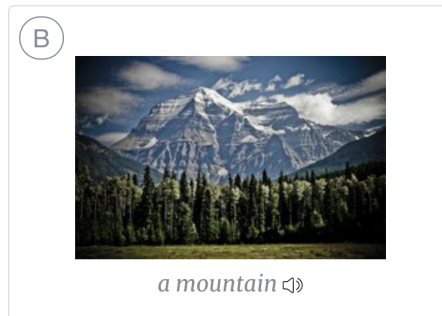

2. What can you do at a park?



3. Where could you go with your family to hike?



4. Where could you go with your family to swim?



5. *tennis, soccer, and baseball.*

6. Answers may vary but should be supported by the text.


7. Drawings may vary but should depict the student doing something outdoors.

Suggestions from the text include: recess, walking, playing sports, hiking, or relaxing at the beach.

Teacher Guide & Answers


Passage Reading Level: Lexile 360

Note To Teacher: Read each question out loud to your students and have each student complete the worksheet independently. For questions 5 and 7, you can have students draw their answers, answer orally, or write their answers depending on your students' progress. If you have them write their answers, you may want to write the word(s) on the board for them to copy.

1. 
your skin and eyes

2. 
sunscreen

3. 
30 or more

4. 
wear a hat and sunglasses

5. **Suggested answer:** shade
6. **Suggested answer:** Drawings may vary but should depict a person using at least one of the sun-safe suggestions from the text (staying in the shade, wearing sunscreen, and/or wearing long sleeves, a hat, or sunglasses).
7. **Suggested answer:** Answers may vary.

Teacher Guide & Answers

Note to Teacher: Read each question out loud to your students and have each student complete the worksheet independently. For questions 5 A) and 6, you can have students draw their answers, answer orally, or write their answers depending on your students' progress. If you have them write their answers, you may want to write the word(s) on the board for them to copy.

Passage Reading Level: Lexile 300


Directions: For questions 1-4, circle the correct answer.

1. How many seasons do some places have every year?

1
one

4
four

2. Which season is the coldest?



summer



winter

3. When would you see many baby animals and new plants?



spring



autumn

4. What is the weather like in the summer?



sunny and hot



rainy and cold

5. A) *Note to Teacher: See note at the top of the first page.*

What is another name for autumn?

Suggested answer: Another name for autumn is *fall*.

B) Draw a picture of people outside during autumn. Be sure to include trees!

Suggested answer: Drawings may vary but should depict at least one tree that is losing its leaves. It should also be clear that the weather is getting cooler. How students show this will vary but suggestions include: drawing people who are wearing warmer clothing or drawing wind.

6. *Note to Teacher: See note at the top of the first page.*

What did you learn from "The Four Seasons"?

Suggested answer: Answers may vary and should be supported by the passage.

Teacher Guide & Answers

Note to Teacher: Read each question out loud to your students and have each student complete the worksheet independently. For questions 5 A) and 6, you can have students draw their answers, answer orally, or write their answers depending on your students' progress. If you have them write their answers, you may want to write the word(s) on the board for them to copy.

Passage Reading Level: Lexile 270

Directions: For questions 1-4, circle the correct answer.

1. What sport is this passage about?



baseball




tennis

2. What do you need to play Tennis?




a basketball



a racket and ball

3. When the ball and racket meet and push on each other, what happens to the ball?




The ball changes direction.




The ball stops moving.

4. Why doesn't the racket fly through the air when it hits the ball?



The player is holding the racket.



The racket is on the floor.

5. A) *Note to Teacher: See note at the top of the first page.*

Where is the ball (most of the time) when you are playing tennis?

Suggested answer: Answers should include "the air."

B) Draw a picture of someone playing tennis.

Suggested answer: Drawings may vary but should depict a small ball flying through the air and a person holding a racket.

6. *Note to Teacher: See note at the top of the first page.*

What did you learn from "Watch the Tennis Ball"?

Suggested answer: Answers may vary and should be supported by the passage.