

First Grade

May 4th - 8th, 2020

1st Grade Playlist	https://www.youtube.com/playlist?list=PL_XTzpfJVMInEgiSnEi6KF9QE Oxf9dz7T **Click on this link to find each day's lessons for each subject.**
Reading Critical Standards: 2, 20, 21, 22, 23 Students will need paper and pencil for each lesson.	Monday Click on the link above for Monday's reading lesson. <ul style="list-style-type: none">• Introduce our new High-frequency words: against, kinds, goes, today, heavy• Introduce Diphthongs: -oi, oy Examples for oi: boil, choice, coin, point Examples for oy: joy, boy, soy, toy• Examples to write on paper and read aloud:<ul style="list-style-type: none">*join*point*enjoy*toy• Do reading workbook page 553• Read the Decodable Story-"Roy and Joyce Join In" Tuesday Click on link above for Tuesday's lesson <ul style="list-style-type: none">• Review high-frequency words: against, kinds, goes, today, heavy• Introduce Suffixes: -er, -or -The suffixes -er and -or mean: a person or thing that _____" Examples for -er: singer (a person that sings), speaker, teacher Examples for -or: visitor (a person that visits), doctor, collector• Write the following words on your paper and read them aloud: teacher, writer, visitor, sailor• Do reading workbook page 557• Read the Decodable Story- "Teacher, Actor, or Sailor" Wednesday/Thursday's Lesson Click on link above for Wednesday's lesson <ul style="list-style-type: none">• Review high-frequency words: against, kinds, goes, today, heavy• Review oi, oy -Examples: toy, enjoy, join• Review Suffixes: -er, -or -Examples: singer, doctor, teacher, singer• Write the following words on your paper and read them aloud: point, boys, farmer, inventor• Listening Comprehension: Main Idea and Details -Do reading workbook page 555• Read the story "Simple Machines" Friday Click on link above for Friday's lesson <ul style="list-style-type: none">• Review high-frequency words: against, kinds, goes, today, heavy• Review oi, oy, -er, -or -Click on Wednesday/Thursday's Lesson to review• Complete Reading Test on "Simple Machines"

First Grade

May 4th - 8th, 2020

<p>Language Arts</p>	<p>Spelling: Click on each day's link to find spelling practice. Please practice writing your new spelling words 2X each day. oil soil voice point boil coin oink join boy toy</p> <p>Grammar: Click on the link for Wednesday/Thursday's lesson More About Pronouns</p>
<p>Math</p> <p><u>You may need a Paper and Pencil for Videos</u></p> <p>Critical Standards: 1, 2, 4, 5, 6, 9, 10</p> <p>Each day watch YouTube video for instruction.</p>	<p><u>This week, we will be reviewing several skills taught throughout the year as well as addition and subtraction to really practice our facts! Please also practice some flash cards if you have some... If not, have your parents quiz you on facts throughout the week.</u></p> <p>Monday-Topic 5.9 Word Problems for 3 Addends (Click on the link above for Monday's lesson) Write a number sentence for the word problem. Then use one of the methods used Friday to help you solve. Practice page will be page P5-9 found in your Math Workbook</p> <p>Tuesday-Topic 6.4 Fact Families (Click on the link above for Tuesday's lesson) Remember there are 2 addition and 2 subtraction sentences in each family. Each family should only have 3 numbers that are "members" of the family. Each "member" must be in each number sentence. Practice page will be page R6-4 and P6-4 found in your Math Workbook</p> <p>Wednesday- Topic 6.7 Draw a Picture and Write a Number Sentence (Click on the link above for Wednesday's lesson) Read each question and figure out do you need to add or subtract? Practice page will be page R6-7 and P6-7 found in your Math Workbook</p> <p>Thursday- Topic 7.5 Skip Counting (Click on the link above for Thursday's lesson) Practice counting by 2s, 5s, and 10s. Practice page will be page P7-5 found in your Math Workbook</p> <p>Friday-Topic 8.1 Counting with Groups of 10 and Leftovers (Click on the link above for Friday's lesson) This will be the page turned in for the "assessment". Practice counting groups of 10s and leftovers. Practice page will be page R8-1 and P8-1 found in your Math Workbook</p>
<p>Science</p> <p>Critical Standards: 7 and 9</p>	<p>Monday - Watch the read aloud "From Caterpillar to Butterfly" https://youtu.be/IItvNJ6YY98 on YouTube</p> <p>Tuesday - Watch "How a Caterpillar becomes a Butterfly" video on YouTube https://youtu.be/V5RSpMQQOpw</p> <p>Wednesday - Watch "Monarch Butterfly Metamorphosis" video on YouTube https://youtu.be/ocWgSgMGxOc?list=TLPQMTAwNDIwMjD5zXqSwB1l_A</p> <p>Thursday- Check on our butterflies to see how they are growing</p> <p>Friday- Watch "What's inside a caterpillar?" video on YouTube https://youtu.be/uK_izz4Bx2o?list=TLPQMTAwNDIwMjD5zXqSwB1l_A</p>

First Grade

May 4th - 8th, 2020

<p>Social Studies Critical Standard: 5</p>	<p>Mother's Day is Sunday, May 10th.</p> <ul style="list-style-type: none">• Watch the videos below.• https://youtu.be/LyskTd9sIK4• https://youtu.be/PgWDU-LfBIs• Use paper and crayons to make a beautiful card for your mother. Don't forget to write a note inside and sign it!
--	---

First Grade Instructional Packet May 4th- May 8th

Reading Critical Standards:

- 2, 20, 21, 22, 23

Math Critical Standards:

- 1, 2, 4, 5, 6, 9, 10

Directions for Completing the Packet-

Use the directions in the lesson plans and on the top of each page to complete the practice sheets. **The corresponding videos are listed on the lesson plan and can be found by visiting 1st grade YouTube playlist at the link listed at the top of the lesson plans.**

Reading Assessment-

Each Friday your student will complete a Reading test. In the fourth nine weeks your child reads everything on their own. Your child will read the questions and answer choices by themselves and select an answer by themselves. Use the typed story- Simple Machines to answer the written response question at the end of the test.

May 4-8

1st grade- Mrs. Martin's Groups

Please access the playlist on YouTube at the following website. Look for the Videos titled **Martin and the date**. These videos will follow the pages in your packet to help you continue learning during this time.

1st grade Playlist- https://www.youtube.com/playlist?list=PL_XTzpfJVMInEqiSnEi6KF9QEOxf9dz7T

This playlist can also be accessed on the Pine Level website- www.pinelevelem.com

**Your teachers are available to help you Monday-Friday 8:00-3:00. Please reach out to them if you need assistance. You may also e-mail me at Kristal.martin@acboe.net.

Instructions-

1. **Video- Martin May 4- Introduction and Three Part Drill** Review w and wh, and read passage- Wham! Introduce 4 new letters and sounds- y, v, x, and z. If you don't have access to the video, have students write each letter and say the sound.
2. **Video- Martin May 5-** Review y, v, x, and z. Word reading practice- Practice sounding out the words and sentences until you can read them fluently.
3. **Video- Martin May 6-**Review sounds, and read the word lists. Use the video to work on the dictation page. If you don't have access to the video, use the words and sentence below to call out for your students to write.
 1. zap
 2. box
 3. vet
 4. yet
 5. yap
 6. Sentence- Is Jim wet yet?

Practice these words to review /x/

ax box fix mix fox tux Rex ox
Max nix

Name _____

Circle the word for each picture.



toy



soil

1.



coins canes

2.



bay boy

3.




boil bail

4.



joy jay

5.



boil book

6.



all oil

7.



foil fail

8.



round royal

Pick a word to finish each sentence. Write the word in the sentence.

9. May I _____ you for lunch? (jolly, join)

10. My favorite _____ is a racing car. (tray, toy)

11. The meat will _____ in the hot sun. (spoil, spool)



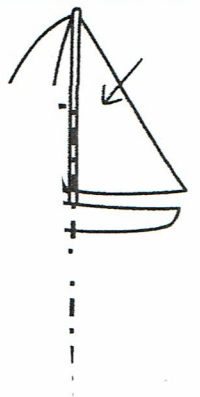
Roy and Joyce Join In

Decodable 28A

By Regina Belasco

Floyd owns a sailboat named Pride and Joy. In the summer Floyd sails his boat across huge Lake Hoy. This time a boy and a girl join the sailboat's crew. Roy and Joyce will help Floyd.

They are smiling. Roy oils gears and joints. Joyce wraps ropes into neat coils. They help hoist the sails. The crew races quickly when Floyd talks. They have no choice. Floyd is in charge. The sailboat rushes into a bad storm. It bounces like a toy boat in a bathtub. A wave boils up and crashes on deck. At last, the noisy wind and rain die down. Floyd watches the sky. He says, "It's clearing up." Everything is a little moist, but a storm can't spoil this trip. Still, the crew is joyful when they step on soil again.



Name _____

Write a word from the box to match each picture.

baker sailor painter teacher



worker









Draw a picture of each word.

5. driver

6. actor



Home Activity Your child read and wrote words that end in -er and -or as in worker and actor. Write each word on a slip of paper. Have your child choose a slip and act out the word for you to guess.

Teacher. Actor, or Sailor


Decodable 28B

By Grace Hammond

What will you be when you grow up? Boys and girls can become anything if they try hard. Pete's choice is a teacher. He will teach reading and writing. Pete likes school. He is smart. Joy will be an actor. She will act on stage. Joy is funny. She is not shy. Tom will be a sailor. He will work on a ship. Tom will hoist sails. He likes feeling the wind on his face. Dan will be a singer. He will sing songs. Dan has a nice voice. Being on stage makes him joyful. Kim will be a doctor.

She will help people. She will work hard. What is your dream? Join in! You can be a teacher, an actor, a sailor—or

anything!



Name _____

Read the story.**Circle** the sentence that tells what the story is all about.**Draw** a picture of what the story is about.

1. The ground felt soft under my feet. The trees were tall and green. The air was warm. I liked hiking in the forest.

2.

Read the title of the story.**Circle** a detail that might be in the story.**Draw** a picture of that detail.

3. Title: The Party
Jen and Fran sang "Happy Birthday."
Jen and Fran have bikes.
Jen and Fran like school.

4.



Simple Machines

We use machines every day. Machines help make our lives easier. Some machines, such as lawn mowers and vacuum cleaners, have many parts. Other machines have few parts. They are called simple machines. Levers, inclined planes, wheels and axels, and pulleys are four kinds of simple machines. This bottle opener is a kind of lever. It helps you remove the cap from a bottle. Some levers can help you move a heavy object, such as a rock. Push down on one end of a lever. The other end moves up and pushes against whatever you are trying to move. Have you ever ridden a seesaw? A seesaw is a kind of lever. One side goes up, while the other side goes down. Inclined planes are all around you. A plane is just a flat surface, like a wooden board. An inclined plane is a flat surface that is slanted. Ramps are inclined planes. It is easier to push a big load up a ramp than to lift it. A wedge is another kind of inlined plane. A wedge can help you cut wood. When a wedge is hit with a big hammer, its thin part splits the wood. Wheels helps things go. An axle, a rod, connects a pair of wheels. The axle helps the wheels turn. Wheels are on bicycles and cars. It would be very hard to move a bike or car without wheels. A pulley helps you lift heavy objects. A pulley's rope passes over a small wheel . Pull down on one end of the rope. You can lift a very heavy load tied to the end the other end. A pulley can help you raise and lower the flag on a flagpole. You can even lift the sail on a boat using a pulley. These children are using two kinds of simple machines. A wheelbarrow is a kind of lever, and it has wheels. Have you used any simple machines today?

Name _____

HIGH-FREQUENCY WORDS**D**irections

Fill in the circle next to the word that fills the blank.

1 Kim _____ to the park.

- before
 have
 goes

2 There are many _____ of trees.

- kinds
 here
 look

3 The sun is out _____.

- that
 they
 today

4 This big box is _____.

- from
 heavy
 help

5 Brad sat _____ the wall.

- against
 then
 long



PHONICS

Directions

Fill in the circle next to the answer.

6 Add the eggs as soon as the water boils.

Which word has the same sound as oi in boils?

- root
- enjoy
- night

7 A stuffed bear is always a favorite toy.

Which word has the same sound as oy in toy?

- choice
- soon
- glow

Directions

Fill in the circle next to the word that fills the blank.

8 The _____ is giving a speech today.

- govern
- governed
- governor

9 My _____ says math is fun.

- teacher
- teaching
- teach

10 The _____ got on the ship.

- sail
- sailor
- sailed



Copyright © Pearson Education, Inc., or its affiliates. All Rights Reserved.

Copyright © Pearson Education, Inc., or its affiliates. All Rights Reserved.

Name _____

COMPREHENSION**Kittens and Cats**

Baby cats are called kittens. The first few weeks in a kitten's life are very important.

When a kitten is born, it cannot see or hear. Its eyes and ears are closed. The kitten's ears start to open when it is about four or five days old.

In the second week, a kitten opens its eyes for the first time. It begins to smell things around it.

When the kitten is three weeks old, it can stand up. It begins to walk about. Its baby teeth begin to show. It can purr.

At five weeks old, kittens start to run and play games. All cats lick their fur to keep it clean. A kitten starts to lick itself at around five weeks.

When the kitten is about eight weeks old, it learns how to hunt. This is how cats in the wild find food. The mother cat teaches her kittens how to hunt.

At twelve weeks, the kitten's adult teeth start to grow in. It can take care of itself now.

c. or its affiliates. All Rights Reserved.

Directions

Fill in the circle next to the answer.

- 11** This story is mostly about
- how a kitten spends its first few weeks of life.
 - how a cat takes care of her kittens.
 - how nice it is to have a kitten for a pet.
- 12** Why does a cat or kitten lick itself?
- to play a game
 - to keep its fur clean
 - to find food in the wild
- 13** How old is a kitten when it starts to play games?
- two weeks old
 - three weeks old
 - five weeks old
- 14** When does the kitten start to get its adult teeth?
- at eight weeks
 - at twelve weeks
 - at four weeks
- 15** When does a kitten start to run?
- at two weeks
 - at three weeks
 - at five weeks

Name _____

WRITTEN RESPONSE TO THE SELECTION

Look Back and Write Look back at page 148. How would you use an inclined plane to get a big box onto a truck? Provide evidence to support your answer.

REMEMBER—YOU SHOULD

- write how you would load a big box on a truck using an inclined plane.
- write the steps in order from beginning to end.
- try to use correct spelling, capitalization, punctuation, grammar, and sentences.

Handwriting practice lines consisting of solid top and bottom lines with a dashed midline for letter height guidance. There are ten sets of these lines available for writing the response.

LEADERS

5/4/20

act

say

think

A large, decorative, cloud-shaped frame containing five horizontal lines for writing.

A large, decorative, cloud-shaped frame containing five horizontal lines for writing.

A large, decorative, cloud-shaped frame containing five horizontal lines for writing.

