

# Chromebook Quick Start Guide

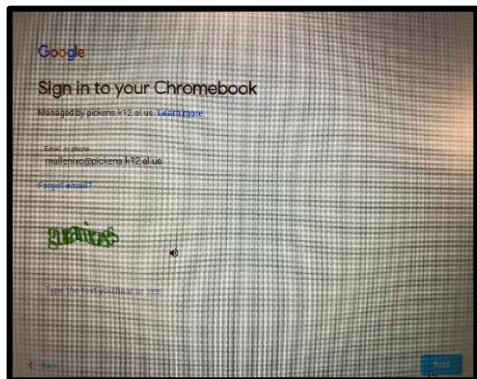
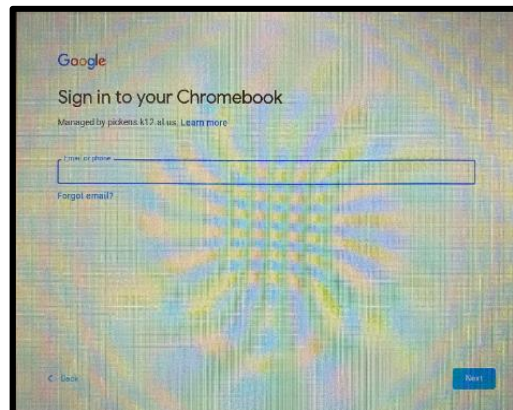
**Open Chromebook:** If charged it should come on automatically.

**Sign In** by typing your email in the box. It is your first name, a period, your last name, then @pickensstu.k12.al.us (Pickens is for the county; stu is short for student; etc.)

Example for student: Henry Ford

Email: henry.ford@pickensstu.k12.al.us

**Click Enter or Next**



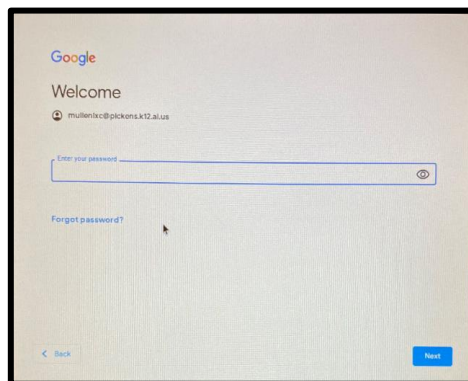
**Type** the text you see. Copy as shown with correct capital or lowercase letters.

**Click Next**

**Enter Password**

Password: student054

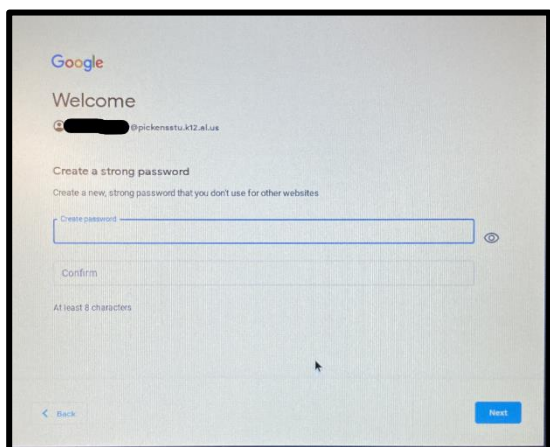
**Click Next**



**Create** a new password

-Make sure to write down or take a photo. Keep your password somewhere you can find it.

**Click Next**



**Click "Get Started"**

