




Parent/Student Portal App Instructions

1. Search for Infinite Campus and find the campus icon. Download this app to your mobile device.

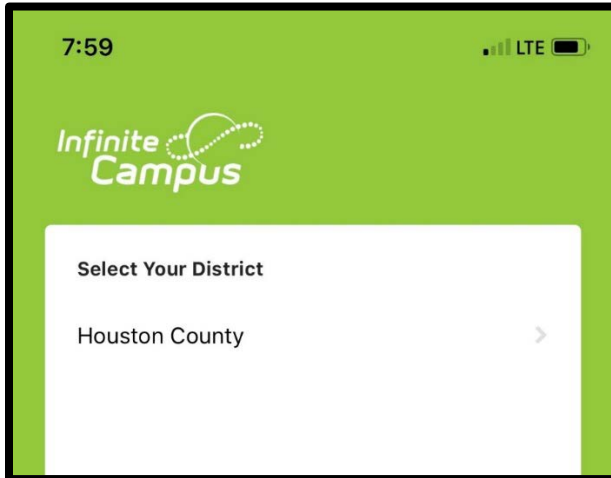


2. Once the app is downloaded, enter the District Name as **Houston**. Then search under State and select **Georgia**.

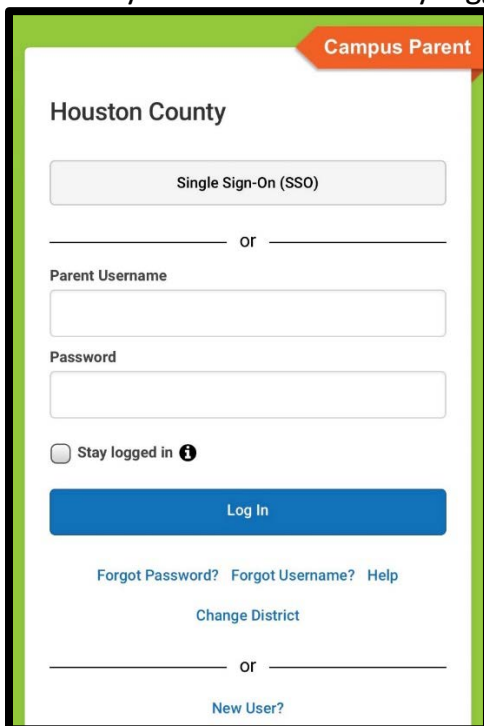
A screenshot of the Infinite Campus app's search interface. The background is green with the "Infinite Campus" logo at the top left. The time "7:59" and "LTE" signal strength are shown at the top right. A white search form is centered on the screen. It has a "District Name" label above a text input field containing "Houston" and a clear button (X). Below that is a "State" label above a dropdown menu showing "Georgia". At the bottom of the form is a blue "Search District" button and a "Help" link.



3. Select **Houston County** as your district.



4. Next enter your Parent/Student Username and Password. Check the stay logged in box if you would like to stay logged in. Hit the blue **Log In** box.



In most cases, the blue "Forgot Password? And "Forgot Username?" functions do **not work here. If you do **not** have your password or username, please go to your student's school with your valid picture ID.*