

ALBUQUERQUE TALENT DEVELOPMENT ACADEMY

1800 Atrisco Dr NW
Albuquerque, NM 87120
PHONE: 505-503-2465

Executive Financial Report

As of November 30, 2020

Financial Highlights

Key financial highlights are as follows:

- ATDA has a total of \$49,654.14 in negative fund balance among six funds through November.
- ATDA has spent 84% of Operational budget.
- ATDA has the necessary minimum cash reserve to maintain acceptable liquidity coming into FY2020-2021.

Governing Council Action Items

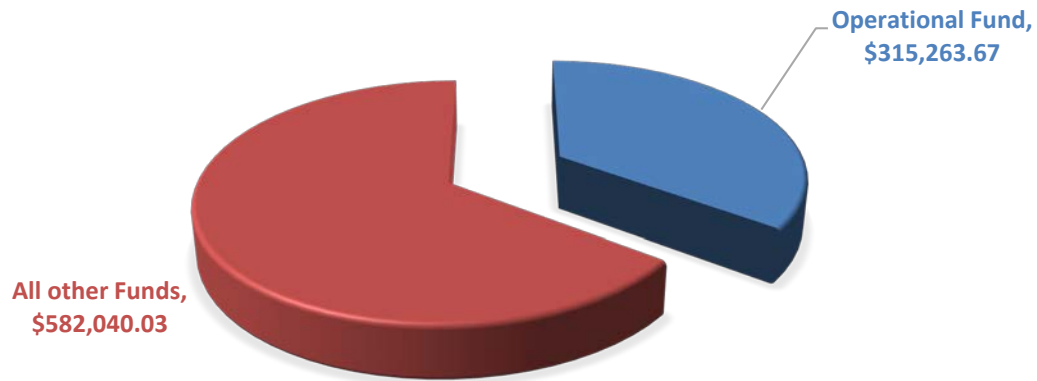
- I. **BUDGET**
 - BAR 0009-I FOR FUND 24301 CARES ACT
- II. **FINANCIAL STATEMENT REPORTS AS OF NOVEMBER 30, 2020**
 - Balance Sheet Report
 - Statement of Revenues, Expenditures, and Changes in Fund Balance
 - Budget to Actual – Expenditure and Revenue
- IV. **BANK RECONCILIATION REPORT**
 - November 30, 2020
- V. **PAYROLL & ACCOUNTS PAYABLE PAYMENT VOUCHERS**
 - November 30, 2020

Overview of Financial Position and Operations

Balance Sheet:

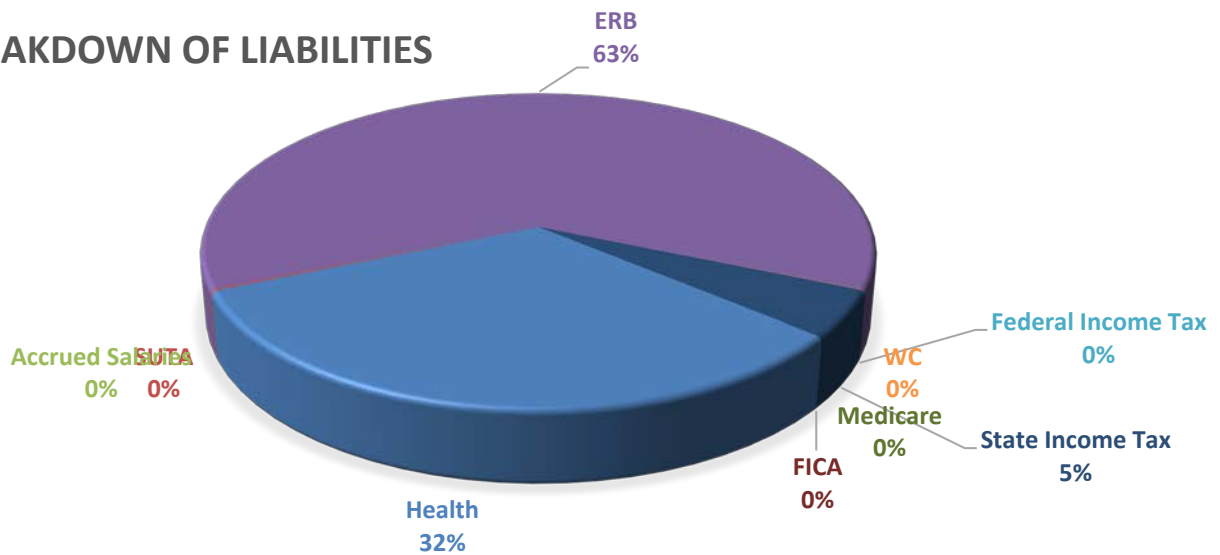
Albuquerque Talent Development Academy's only bank account reports the balance by fund totaling \$897,303.70 as of November 30, 2020. The Operational fund currently possesses approximately 35% of the cash of the schools funds.

NM BANK & TRUST



There are currently 5 different liability accounts of which the largest is ERB at 63%. The total amounts for the liability balance is \$37,173.41.

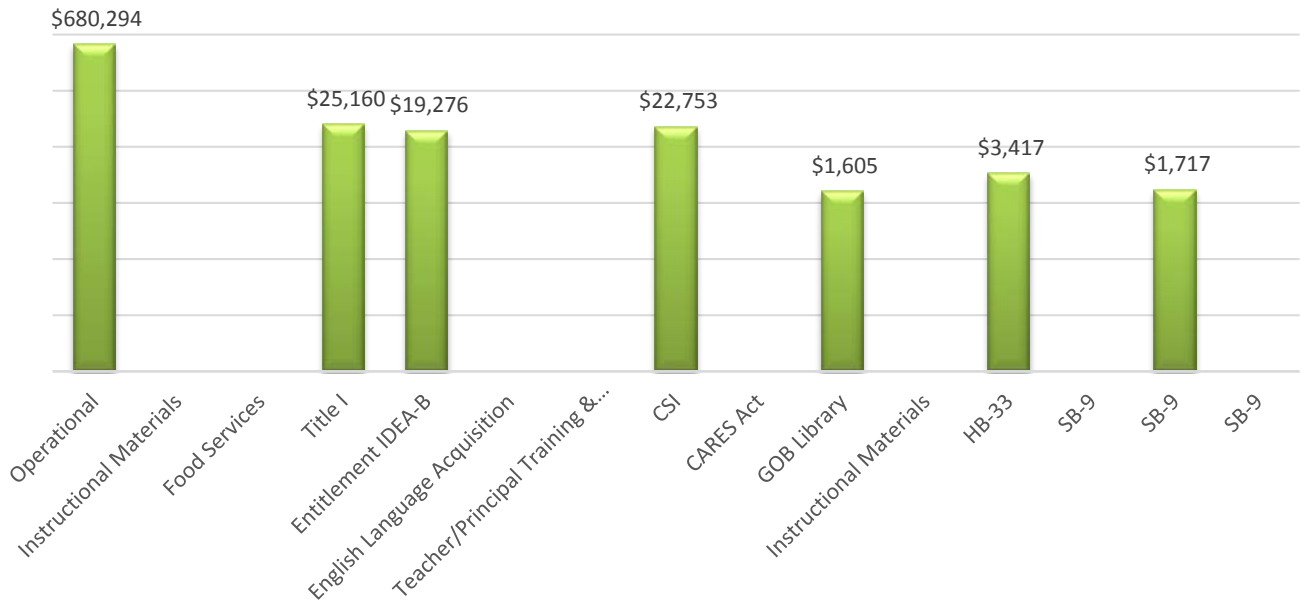
BREAKDOWN OF LIABILITIES



Income Statement:

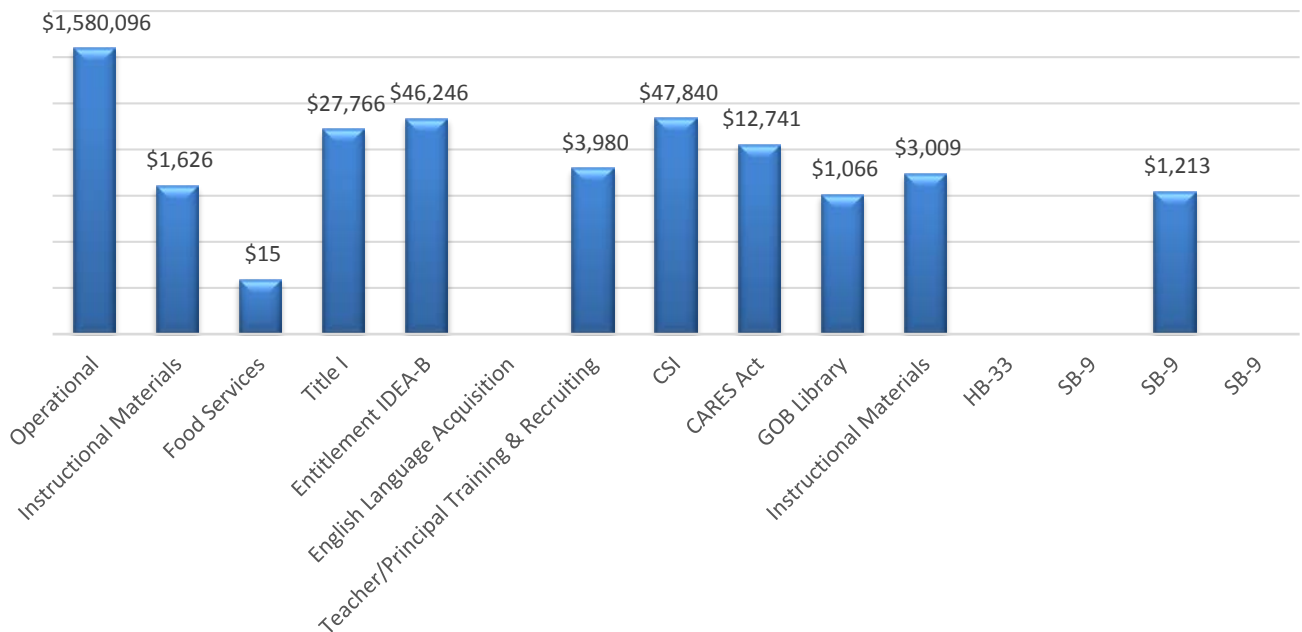
Albuquerque Talent Development Academy is heavily dependent on revenue from the Operational fund, which accounts for 90% of total revenues received as of November 30, 2020.

Revenue



The majority of the expenditures were spent from the Operational fund at 92%. *We cannot spend HB-33 until we are in Lease-Purchase Agreement.*

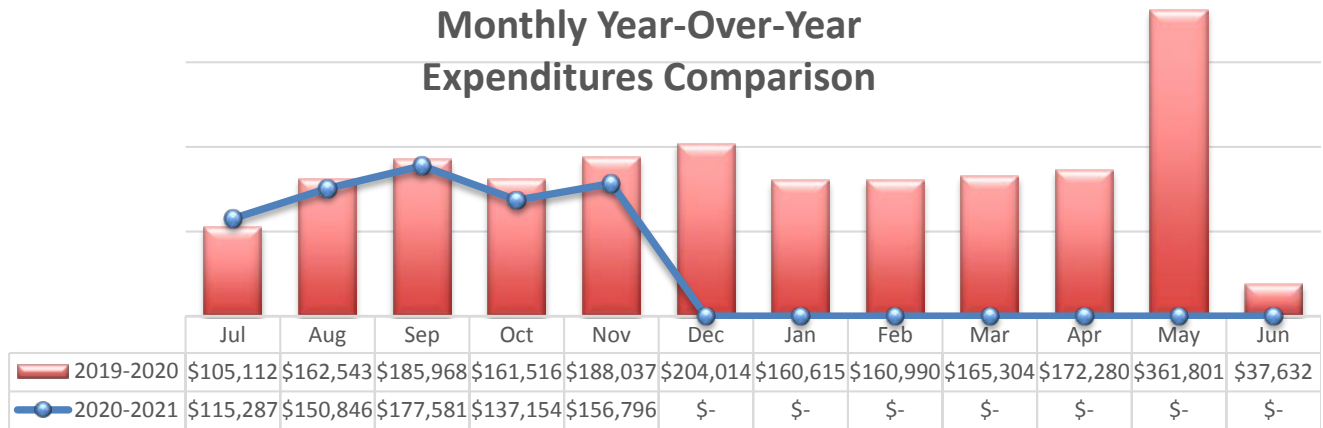
Expenses



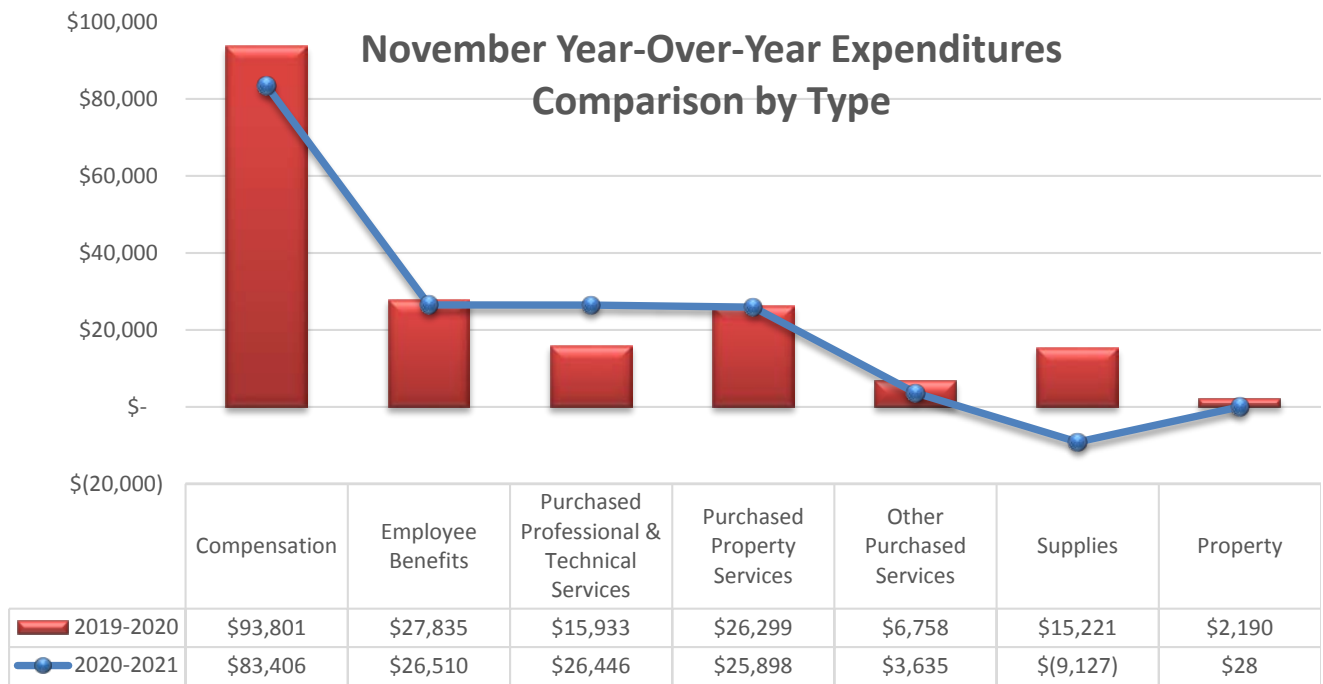
Expenditure Analytical Review

There was a \$31,241 decrease in ATDA's monthly expenditures over last year's total monthly expenditures for November, which is a result of decreased expenses in all categories.

Monthly Year-Over-Year Expenditures Comparison



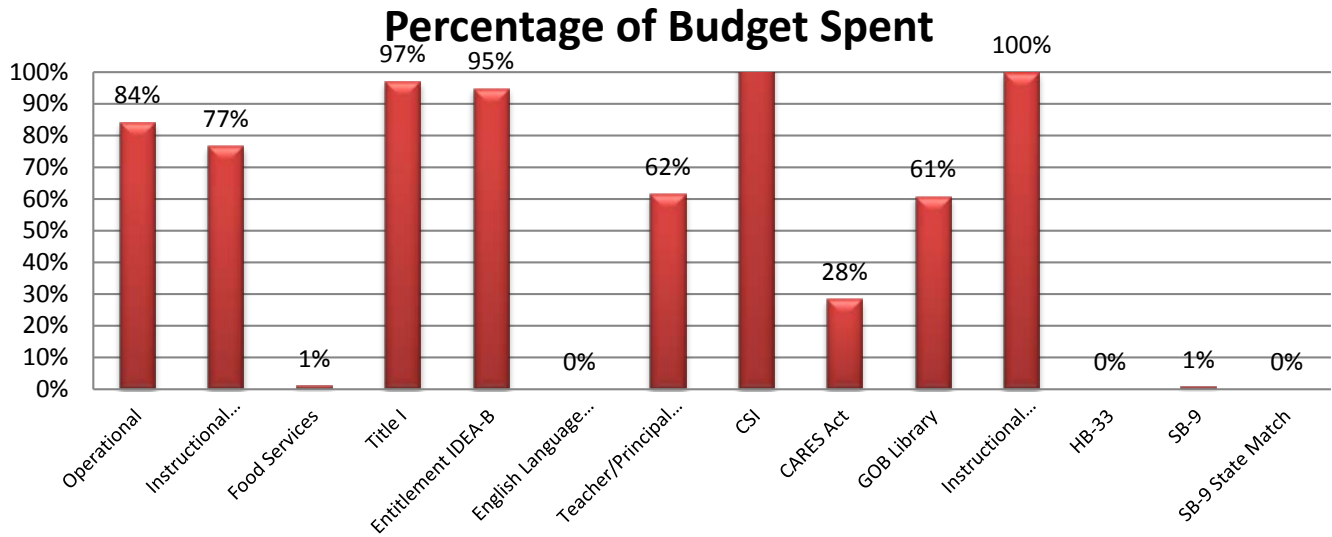
November Year-Over-Year Expenditures Comparison by Type



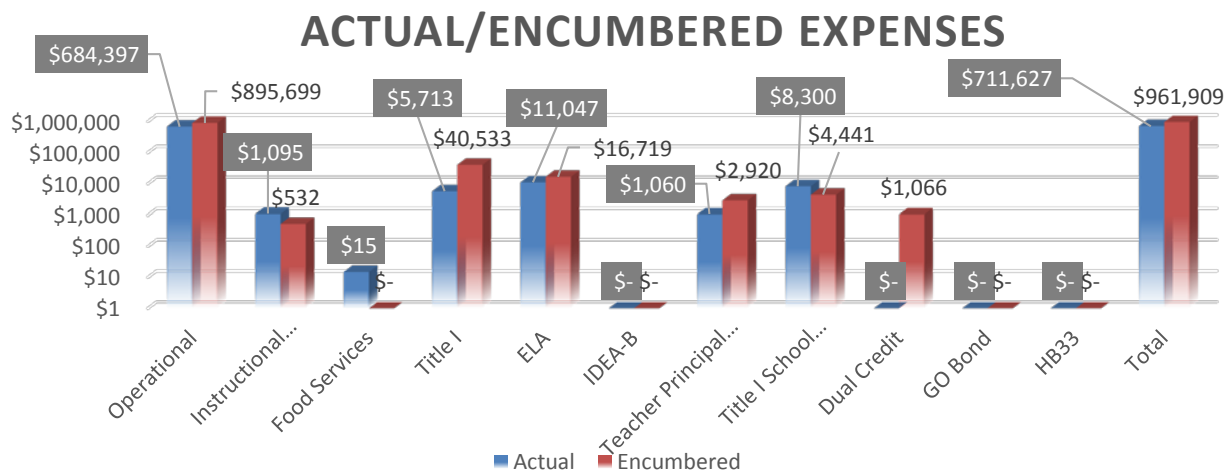
YoY	Nov	Total
Compensation	\$ (10,395)	\$ (47,189)
Employee Benefits	\$ (1,325)	\$ (6,018)
Purchased Professional & Technical Services	\$ 10,513	\$ 6,654
Purchased Property Services	\$ (400)	\$ (8,461)
Other Purchased Services	\$ (3,124)	\$ (18,756)
Supplies	\$ (24,348)	\$ 10,371
Property	\$ (2,162)	\$ (2,112)
Debt Service and Miscellaneous	\$ -	\$ -
Total	\$ (31,241)	\$ (65,511)

Budget to Actual:

Percentage of budget spent includes actual and encumbered expenses. The dollar amounts are indicated on the second graph. The breakdown for actual versus encumbered is indicated in the third graph below.

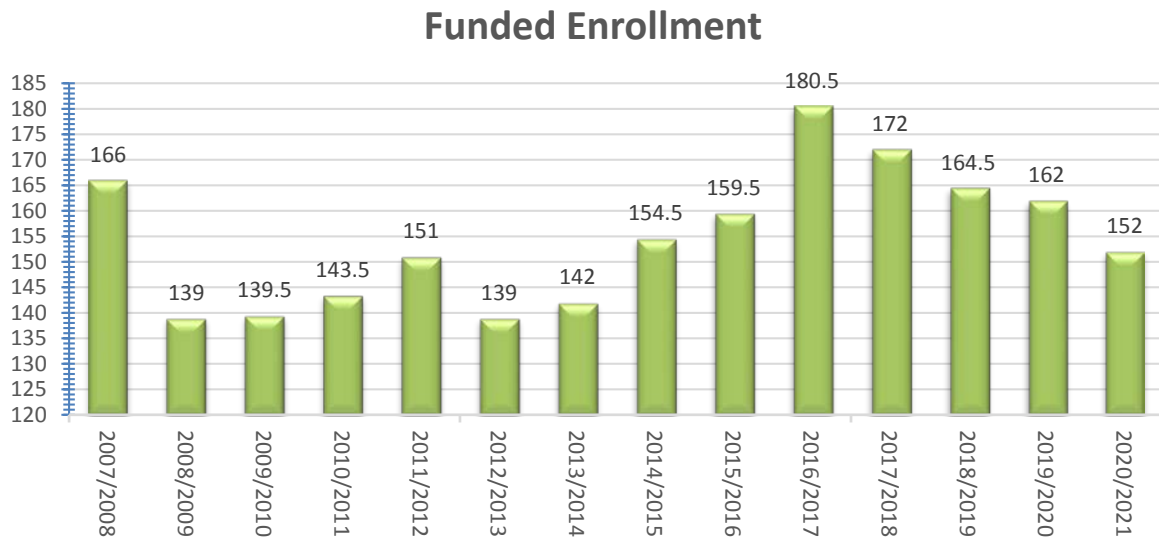


Fund	Fund Balance		Revenue			Expenditures		
	Budgeted	Budget (YTD)	Actual (YTD)	Balance	Budget (YTD)	Actual + Enc (YTD)	Balance	
Operational	\$ 225,000	\$ 1,653,261	\$ 680,294	\$ 972,967	\$ 1,878,261	\$ 1,580,096	\$ 298,165	
Instructional Materials	\$ 2,124	0	0	\$ -	\$ 2,124	\$ 1,626	\$ 498	
Food Services	\$ 1,500	0	0	\$ -	\$ 1,500	\$ 15	\$ 1,485	
Title I	\$ -	\$ 28,616	\$ 25,160	\$ 3,456	\$ 28,616	\$ 27,766	\$ 850	
Entitlement IDEA-B	\$ -	\$ 48,773	\$ 19,276	\$ 29,497	\$ 48,773	\$ 46,246	\$ 2,527	
English Language Acquisition	\$ -	\$ 1,140	\$ -	\$ 1,140	\$ 1,140	\$ -	\$ 1,140	
Teacher/Principal Training & R	\$ -	\$ 6,468	\$ (496)	\$ 6,964	\$ 6,468	\$ 3,980	\$ 2,488	
CSI	\$ -	\$ 31,882	\$ 22,753	\$ 9,129	\$ 31,882	\$ 47,840	\$ (15,958)	
CARES Act	\$ -	\$ 44,715	\$ -	\$ 44,715	\$ 44,715	\$ 12,741	\$ 31,974	
GOB Library	\$ -	\$ 1,753	\$ 1,605	\$ 148	\$ 1,753	\$ 1,066	\$ 687	
Instructional Materials	\$ 3,009	0	0	\$ -	\$ 3,009	\$ 3,009	\$ -	
HB-33	\$ 361,376	\$ 103,527	\$ 3,417	\$ 100,110	\$ 464,903	\$ -	\$ 464,903	
SB-9	\$ -	\$ 401	\$ -	\$ 401	\$ 401	\$ -	\$ 401	
SB-9	\$ 124,132	\$ 52,434	\$ 1,717	\$ 50,717	\$ 176,566	\$ 1,213	\$ 175,353	
SB-9	\$ -	0	0	\$ -	0	\$ -	\$ -	
Total	\$ 717,141	\$ 1,972,970	\$ 753,726	\$ 1,219,244	\$ 2,690,111	\$ 1,725,598	\$ 964,513	



Relevant Current Economic Factors, Decisions and Conditions

- ATDA is funded based on 152 students for 2020-2021.
- 40% Phase-out of the Small School Size Adjustment for FY21
- Special Legislative Session will change the FY21 unit value
 - Unit Value Decreased from \$4,758.10 to \$4,531.74
 - Decrease of \$79,308
- Approved for ELTP
 - Increase of \$63,508
- Net Decrease of \$15,800



Request for Information

This financial report is designed to provide various interested parties with a general overview of ATDA's finances. If you have any questions about this report or require additional information, contact ATDA's Finance Department as follows:

Whitney Galindo, Business Manager
(505) 503-2465
whitneyg@atdacademy.org

Physical and Mailing Address:
1800 Atrisco Rd NW
Albuquerque, NM 87120

Must submit backup for all BARs,
except transfers of funds for SEG or
direct grants

STATE OF NEW MEXICO
PUBLIC EDUCATION DEPARTMENT
300 Don Gaspar Santa Fe, NM 87501-2786
Budget Adjustment Request

Doc. ID: 001-016-2021-0009-I
Fund Type: Flowthrough
Adjustment Type: Increase

Fiscal Year: 2020-2021

Entity Name: Albuquerque Talent Development

Adjustment Changes Intent/Scope of Program Yes or No?: No

Contact: Whitney Galindo, Business Manager

Total Approved Budget (Flowthrough):

Phone: 505-803-6781

Email: whitneyg@atdacademy.org

FLOWTHROUGH ONLY	Budget Period: 07/01/2020	To: 06/30/2021
A. Approved Carryover:		
B. Total Current Year Allocation:		
D. Total Funding Available:		

Revenue 24301.0000.41924 \$10,993

Fund	Function	Object	Program	Job Class	Present Budget	Adj Amt Exp	Adj Budget	ADD'L FTE
24301 CARES Act	2600 Operation & Maintenance of Plant	56118 General Supplies and Materials	0000 No Program	0000 No Job Class	\$30,000	\$10,993	\$40,993	
Sub Total						\$10,993		
Indirect Cost								
DOC. TOTAL						\$10,993		

Justification:

CARES Adjusted Allocation

Compliance with Sections 10-15-1 and 22-8-12, NMSA, 1978 Compilation:

A. The requested budget/changes were authorized at a scheduled Board of Education or Governance Council meeting open to the public on:

B. Justification for the transfer: Explanation such as "underbudgeted", "insufficient budget", or "needed to close out Project" ARE NOT ACCEPTABLE. Attach additional sheets if necessary.

ALL TRANSFER BARS MUST NET OUT TO ZERO ON THE DOC. TOTAL LINE.

Albuquerque Talent Development Academy

Balance Sheet Report

Cycle: FY2020-2021; Fund Class: [All]; Fund Columns: [All Non-Zero Funds]; Account Expression: (([Fund] >= "11000")); Balance Date: 11/30/2020; Detail: No; Created On:

Description	11000	14000	21000	24101	24106
11012 - NM Bank & Trust	\$315,263.67	\$2,774.46	\$1,617.09	(\$10,995.37)	(\$4,369.89)
11031 - Cash on Hand	\$0.00	\$0.00	\$50.00	\$0.00	\$0.00
Subtotal of Account Type: Asset	\$315,263.67	\$2,774.46	\$1,667.09	(\$10,995.37)	(\$4,369.89)
Subtotal of Account Group: Assets	\$315,263.67	\$2,774.46	\$1,667.09	(\$10,995.37)	(\$4,369.89)
23124 - State Retirement System Contributions(Employee)	\$9,355.36	\$0.00	\$0.00	\$9.76	\$475.02
23125 - Health Insurance (Employee)	\$5,046.22	\$0.00	\$0.00	\$0.00	\$19.36
23126 - Unemployment Insurance	\$31.93	\$0.00	\$0.00	\$26.64	\$0.00
23127 - Workers' Compensation (Employee)	\$6.00	\$0.00	\$0.00	\$0.00	\$0.00
23134 - State Retirement System Contributions (Employer)	\$12,499.42	\$0.00	\$0.00	\$13.46	\$655.68
23135 - Health Insurance (Employer)	\$6,703.62	\$0.00	\$0.00	\$0.00	\$31.46
23137 - Workers' Compensation (Employer)	\$6.90	\$0.00	\$0.00	\$0.00	\$0.00
23142 - State Income Tax	\$1,590.46	\$0.00	\$0.00	\$1.82	\$161.94
Subtotal of Account Type: Liability	\$35,239.91	\$0.00	\$0.00	\$51.68	\$1,343.46
32300 - Unreserved Fund Balance	\$284,127.22	\$3,869.17	\$1,682.09	(\$25,160.32)	(\$19,276.09)
Net Increase/Decrease	(\$4,103.46)	(\$1,094.71)	(\$15.00)	\$14,113.27	\$13,562.74
Subtotal of Account Type: Fund Balance/Retained Earnings	\$280,023.76	\$2,774.46	\$1,667.09	(\$11,047.05)	(\$5,713.35)
Subtotal of Account Group: Liabilities/Fund Balance	\$315,263.67	\$2,774.46	\$1,667.09	(\$10,995.37)	(\$4,369.89)

Description	24154	24189	24190	24301	27107
11012 - NM Bank & Trust	(\$1,059.95)	\$0.00	(\$22,489.82)	(\$8,299.85)	\$0.00
11031 - Cash on Hand	\$0.00	\$0.00	\$0.00	\$0.00	\$0.00
Subtotal of Account Type: Asset	(\$1,059.95)	\$0.00	(\$22,489.82)	(\$8,299.85)	\$0.00
Subtotal of Account Group: Assets	(\$1,059.95)	\$0.00	(\$22,489.82)	(\$8,299.85)	\$0.00
23124 - State Retirement System Contributions(Employee)	\$0.00	\$0.00	\$101.12	\$0.00	\$0.00
23125 - Health Insurance (Employee)	\$0.00	\$0.00	\$121.28	\$0.00	\$0.00
23126 - Unemployment Insurance	\$0.00	\$0.00	\$0.00	\$0.00	\$0.00
23127 - Workers' Compensation (Employee)	\$0.00	\$0.00	\$0.00	\$0.00	\$0.00
23134 - State Retirement System Contributions (Employer)	\$0.00	\$0.00	\$139.58	\$0.00	\$0.00
23135 - Health Insurance (Employer)	\$0.00	\$0.00	\$159.38	\$0.00	\$0.00
23137 - Workers' Compensation (Employer)	\$0.00	\$0.00	\$0.00	\$0.00	\$0.00
23142 - State Income Tax	\$0.00	\$0.00	\$17.00	\$0.00	\$0.00
Subtotal of Account Type: Liability	\$0.00	\$0.00	\$538.36	\$0.00	\$0.00
32300 - Unreserved Fund Balance	\$496.25	(\$634.00)	(\$22,753.10)	\$0.00	(\$1,605.21)
Net Increase/Decrease	(\$1,556.20)	\$634.00	(\$275.08)	(\$8,299.85)	\$1,605.21
Subtotal of Account Type: Fund Balance/Retained Earnings	(\$1,059.95)	\$0.00	(\$23,028.18)	(\$8,299.85)	\$0.00
Subtotal of Account Group: Liabilities/Fund Balance	(\$1,059.95)	\$0.00	(\$22,489.82)	(\$8,299.85)	\$0.00

Description	27109	27125	27130	31200	31600
11012 - NM Bank & Trust	(\$505.76)	\$0.50	\$0.00	\$0.01	\$444,352.42
11031 - Cash on Hand	\$0.00	\$0.00	\$0.00	\$0.00	\$0.00
Subtotal of Account Type: Asset	(\$505.76)	\$0.50	\$0.00	\$0.01	\$444,352.42
Subtotal of Account Group: Assets	(\$505.76)	\$0.50	\$0.00	\$0.01	\$444,352.42
23124 - State Retirement System Contributions(Employee)	\$0.00	\$0.00	\$0.00	\$0.00	\$0.00
23125 - Health Insurance (Employee)	\$0.00	\$0.00	\$0.00	\$0.00	\$0.00
23126 - Unemployment Insurance	\$0.00	\$0.00	\$0.00	\$0.00	\$0.00
23127 - Workers' Compensation (Employee)	\$0.00	\$0.00	\$0.00	\$0.00	\$0.00
23134 - State Retirement System Contributions (Employer)	\$0.00	\$0.00	\$0.00	\$0.00	\$0.00
23135 - Health Insurance (Employer)	\$0.00	\$0.00	\$0.00	\$0.00	\$0.00
23137 - Workers' Compensation (Employer)	\$0.00	\$0.00	\$0.00	\$0.00	\$0.00
23142 - State Income Tax	\$0.00	\$0.00	\$0.00	\$0.00	\$0.00
Subtotal of Account Type: Liability	\$0.00	\$0.00	\$0.00	\$0.00	\$0.00
32300 - Unreserved Fund Balance	\$2,503.24	\$0.50	(\$500.00)	\$0.01	\$440,935.91
Net Increase/Decrease	(\$3,009.00)	\$0.00	\$500.00	\$0.00	\$3,416.51
Subtotal of Account Type: Fund Balance/Retained Earnings	(\$505.76)	\$0.50	\$0.00	\$0.01	\$444,352.42
Subtotal of Account Group: Liabilities/Fund Balance	(\$505.76)	\$0.50	\$0.00	\$0.01	\$444,352.42

Description	31701	31703	90001	Total
11012 - NM Bank & Trust	\$176,970.19	\$4,096.00	(\$50.00)	\$897,303.70
11031 - Cash on Hand	\$0.00	\$0.00	\$50.00	\$100.00
Subtotal of Account Type: Asset	\$176,970.19	\$4,096.00	\$0.00	\$897,403.70
Subtotal of Account Group: Assets	\$176,970.19	\$4,096.00	\$0.00	\$897,403.70
23124 - State Retirement System Contributions(Employee)	\$0.00	\$0.00	\$0.00	\$9,941.26
23125 - Health Insurance (Employee)	\$0.00	\$0.00	\$0.00	\$5,186.86
23126 - Unemployment Insurance	\$0.00	\$0.00	\$0.00	\$58.57
23127 - Workers' Compensation (Employee)	\$0.00	\$0.00	\$0.00	\$6.00
23134 - State Retirement System Contributions (Employer)	\$0.00	\$0.00	\$0.00	\$13,308.14
23135 - Health Insurance (Employer)	\$0.00	\$0.00	\$0.00	\$6,894.46
23137 - Workers' Compensation (Employer)	\$0.00	\$0.00	\$0.00	\$6.90
23142 - State Income Tax	\$0.00	\$0.00	\$0.00	\$1,771.22
Subtotal of Account Type: Liability	\$0.00	\$0.00	\$0.00	\$37,173.41
32300 - Unreserved Fund Balance	\$175,252.70	\$4,096.00	\$0.00	\$843,034.37
Net Increase/Decrease	\$1,717.49	\$0.00	\$0.00	\$17,195.92
Subtotal of Account Type: Fund Balance/Retained Earnings	\$176,970.19	\$4,096.00	\$0.00	\$860,230.29
Subtotal of Account Group: Liabilities/Fund Balance	\$176,970.19	\$4,096.00	\$0.00	\$897,403.70

Albuquerque Talent Development Academy

Bank Account Reconciliation Report (GL Reconciliation)

Accounting Cycle: FY2020-2021; Bank: NM Bank & Trust - ; Bank Account: 6186746 - Main Checking; Statement Date: 11/30/2020; Include Unposted

Transactions: No; Created On: 12/3/2020 5:28:59 PM

	Bank Reconciliation	+	Outstanding	=	ExpectedGL	-	ActualGL	1	Difference
Beginning Balance	\$918,404.03	+	(\$3,945.05)	=	\$914,458.98	-	\$914,458.98	=	\$0.00
Deposits/Debits	\$149,592.04	+	\$0.00	=	\$149,592.04	-	\$149,592.04	=	\$0.00
Withdrawals/Credits	(\$151,996.16)	+	(\$14,751.16)	=	(\$166,747.32)	-	(\$166,747.32)	=	\$0.00
Sub Total	\$915,999.91		(\$18,696.21)		\$897,303.70		\$897,303.70		\$0.00

Albuquerque Talent

Statement of Revenues and

Cycle: FY2020-2021; Fund Class: [All]; Fund Columns: [All Non-Zero Funds]; Account Expression: ([Fund] >= "11000") ; Include Element

Description	Total
11000 - Operational	\$138,828.00
31600 - Capital Improvements HB-33	\$166.97
31701 - Capital Improvements SB-9 Local	\$84.57
Total Revenue	\$139,079.54
11000 - Operational	\$158,124.47
14000 - Total Instructional Materials Sub-Fund	\$143.50
24101 - Title I - IASA	\$856.04
24106 - Entitlement IDEA-B	\$5,056.94
24154 - Teacher/Principal Training & Recruiting	\$594.95
24190 - CSI	(\$8,407.18)
24301 - CARES Act	\$427.39
Total Expenditure	\$156,796.11
Total Other Financing Sources (Uses)	\$0.00
Excess (deficiency) of revenues and other financing sources over expenditures and other financing uses	(\$17,716.57)
Fund Balance, Beginning of year	\$837,491.74
Fund Balance, End of year	\$819,775.17

Albuquerque Talent Statement of Revenues and

Cycle: FY2020-2021; Fund Class: [All]; Fund Columns: [All Non-Zero Funds]; Account Expression: ([Fund] >= "11000") ; Include Element

Description	Total
11000 - Operational	\$680,293.68
24101 - Title I - IASA	\$25,160.32
24106 - Entitlement IDEA-B	\$19,276.09
24189 - Title IV - Student Supp Academic Achievement	\$634.00
24154 - Teacher/Principal Training & Recruiting	(\$496.25)
24190 - CSI	\$22,753.10
27107 - Literacy For Children @ Risk PED	\$1,605.21
27130 - Feminine Hygiene Products	\$500.00
31600 - Capital Improvements HB-33	\$3,416.51
31701 - Capital Improvements SB-9 Local	\$1,717.49
Total Revenue	\$754,860.15
11000 - Operational	\$684,397.14
14000 - Total Instructional Materials Sub-Fund	\$1,094.71
21000 - Food Services	\$15.00
24101 - Title I - IASA	\$11,047.05
24106 - Entitlement IDEA-B	\$5,713.35
24154 - Teacher/Principal Training & Recruiting	\$1,059.95
24190 - CSI	\$23,028.18
27109 - PED Safety in Schools	\$3,009.00
24301 - CARES Act	\$8,299.85
Total Expenditure	\$737,664.23
Total Other Financing Sources (Uses)	\$0.00

Excess (deficiency) of revenues and other financing	
sources over expenditures and other financing uses	\$17,195.92
Fund Balance, Beginning of year	\$843,034.37
Fund Balance, End of year	\$860,230.29

Albuquerque Talent Development Academy

Account Summary Report

Cycle: FY 2020-2021; Begin Date: 11/01/2020; End Date: 11/30/2020; Account Type: Revenue; Subtotal Elements: Fund,Function; Account Expression: ([Fund] >= "11000"); Subtotal By Account Type: No; Include Unposted Transactions: No; Created On: 12/3/2020 6:31:58 PM

Account Code	Description	Actual (Date Range)	Budget (YTD)	Actual (YTD)	Encumbrance (YTD)	Available (YTD)	% of Budget
11000-0000-41702-0000-001016-0000	Fees - Educational	(\$60.00)	(\$2,000.00)	(\$411.82)	\$0.00	(\$1,588.18)	20.59
11000-0000-43101-0000-001016-0000	State Equalization Guarantee	(\$138,768.00)	(\$1,651,261.00)	(\$679,881.86)	\$0.00	(\$971,379.14)	41.17
Subtotal of Element: [Function] 0000 - Revenue		(\$138,828.00)	(\$1,653,261.00)	(\$680,293.68)	\$0.00	(\$972,967.32)	41.15
Subtotal of Element: [Fund] 11000 - Operational		(\$138,828.00)	(\$1,653,261.00)	(\$680,293.68)	\$0.00	(\$972,967.32)	41.15
24101-0000-41924-0000-001016-0000	Flowthrough Grants from District	\$0.00	(\$28,616.00)	(\$25,160.32)	\$0.00	(\$3,455.68)	87.92
Subtotal of Element: [Function] 0000 - Revenue		\$0.00	(\$28,616.00)	(\$25,160.32)	\$0.00	(\$3,455.68)	87.92
Subtotal of Element: [Fund] 24101 - Title I - IASA		\$0.00	(\$28,616.00)	(\$25,160.32)	\$0.00	(\$3,455.68)	87.92
24106-0000-41924-0000-001016-0000	Flowthrough Grants from District	\$0.00	(\$48,773.00)	(\$19,276.09)	\$0.00	(\$29,496.91)	39.52
Subtotal of Element: [Function] 0000 - Revenue		\$0.00	(\$48,773.00)	(\$19,276.09)	\$0.00	(\$29,496.91)	39.52
Subtotal of Element: [Fund] 24106 - Entitlement IDEA-B		\$0.00	(\$48,773.00)	(\$19,276.09)	\$0.00	(\$29,496.91)	39.52
24153-0000-41924-0000-001016-0000	Flowthrough Grants from District	\$0.00	(\$1,140.00)	\$0.00	\$0.00	(\$1,140.00)	0.00
Subtotal of Element: [Function] 0000 - Revenue		\$0.00	(\$1,140.00)	\$0.00	\$0.00	(\$1,140.00)	0.00
Subtotal of Element: [Fund] 24153 - English Language Acquisition		\$0.00	(\$1,140.00)	\$0.00	\$0.00	(\$1,140.00)	0.00
24154-0000-41924-0000-001016-0000	Flowthrough Grants from District	\$0.00	(\$6,468.00)	\$496.25	\$0.00	(\$6,964.25)	-7.67
Subtotal of Element: [Function] 0000 - Revenue		\$0.00	(\$6,468.00)	\$496.25	\$0.00	(\$6,964.25)	-7.67
Subtotal of Element: [Fund] 24154 - Teacher/Principal Training & Recruiting		\$0.00	(\$6,468.00)	\$496.25	\$0.00	(\$6,964.25)	-7.67
24189-0000-41924-0000-001016-0000	Flowthrough Grants from District	\$0.00	\$0.00	(\$634.00)	\$0.00	\$634.00	0.00
Subtotal of Element: [Function] 0000 - Revenue		\$0.00	\$0.00	(\$634.00)	\$0.00	\$634.00	0.00
Subtotal of Element: [Fund] 24189 - Title IV - Student Supp Academic Achievement		\$0.00	\$0.00	(\$634.00)	\$0.00	\$634.00	0.00
24190-0000-41924-0000-001016-0000	Flowthrough Grants from District	\$0.00	(\$31,882.00)	(\$22,753.10)	\$0.00	(\$9,128.90)	71.36
Subtotal of Element: [Function] 0000 - Revenue		\$0.00	(\$31,882.00)	(\$22,753.10)	\$0.00	(\$9,128.90)	71.37
Subtotal of Element: [Fund] 24190 - CSI		\$0.00	(\$31,882.00)	(\$22,753.10)	\$0.00	(\$9,128.90)	71.37
24301-0000-41924-0000-001016-0000	Flowthrough Grants from District	\$0.00	(\$44,715.00)	\$0.00	\$0.00	(\$44,715.00)	0.00
Subtotal of Element: [Function] 0000 - Revenue		\$0.00	(\$44,715.00)	\$0.00	\$0.00	(\$44,715.00)	0.00
Subtotal of Element: [Fund] 24301 - CARES Act		\$0.00	(\$44,715.00)	\$0.00	\$0.00	(\$44,715.00)	0.00
27107-0000-43202-0000-001016-0000	State Flow-through Grant	\$0.00	\$0.00	(\$1,605.21)	\$0.00	\$1,605.21	0.00
27107-0000-43204-0000-001016-0000	Prior Year Balances	\$0.00	(\$1,753.00)	\$0.00	\$0.00	(\$1,753.00)	0.00
Subtotal of Element: [Function] 0000 - Revenue		\$0.00	(\$1,753.00)	(\$1,605.21)	\$0.00	(\$147.79)	91.57
Subtotal of Element: [Fund] 27107 - Literacy For Children @ Risk PED		\$0.00	(\$1,753.00)	(\$1,605.21)	\$0.00	(\$147.79)	91.57
27130-0000-41924-0000-001016-0000	Flowthrough Grants from District	\$0.00	\$0.00	(\$500.00)	\$0.00	\$500.00	0.00
Subtotal of Element: [Function] 0000 - Revenue		\$0.00	\$0.00	(\$500.00)	\$0.00	\$500.00	0.00
Subtotal of Element: [Fund] 27130 - Feminine Hygiene Products		\$0.00	\$0.00	(\$500.00)	\$0.00	\$500.00	0.00
31200-0000-43209-0000-001016-0000	PSCOC Awards	\$0.00	(\$113,588.00)	\$0.00	\$0.00	(\$113,588.00)	0.00
Subtotal of Element: [Function] 0000 - Revenue		\$0.00	(\$113,588.00)	\$0.00	\$0.00	(\$113,588.00)	0.00
Subtotal of Element: [Fund] 31200 - Public School Capital Outlay		\$0.00	(\$113,588.00)	\$0.00	\$0.00	(\$113,588.00)	0.00
31600-0000-41110-0000-001016-0000	Ad Valorem Taxes - School District	(\$166.97)	(\$103,527.00)	(\$3,416.51)	\$0.00	(\$100,110.49)	3.30
Subtotal of Element: [Function] 0000 - Revenue		(\$166.97)	(\$103,527.00)	(\$3,416.51)	\$0.00	(\$100,110.49)	3.30
Subtotal of Element: [Fund] 31600 - Capital Improvements HB-33		(\$166.97)	(\$103,527.00)	(\$3,416.51)	\$0.00	(\$100,110.49)	3.30
31700-0000-43204-0000-001016-0000	Prior Year Balances	\$0.00	(\$401.00)	\$0.00	\$0.00	(\$401.00)	0.00
Subtotal of Element: [Function] 0000 - Revenue		\$0.00	(\$401.00)	\$0.00	\$0.00	(\$401.00)	0.00
Subtotal of Element: [Fund] 31700 - Capital Improvements SB-9		\$0.00	(\$401.00)	\$0.00	\$0.00	(\$401.00)	0.00
31701-0000-41110-0000-001016-0000	Revenue	(\$84.57)	(\$52,434.00)	(\$1,717.49)	\$0.00	(\$50,716.51)	3.27
Subtotal of Element: [Function] 0000 - Revenue		(\$84.57)	(\$52,434.00)	(\$1,717.49)	\$0.00	(\$50,716.51)	3.28
Subtotal of Element: [Fund] 31701 - Capital Improvements SB-9 Local		(\$84.57)	(\$52,434.00)	(\$1,717.49)	\$0.00	(\$50,716.51)	3.28
Grand Total		(\$139,079.54)	(\$2,086,558.00)	(\$754,860.15)	\$0.00	(\$1,331,697.85)	36.18

Albuquerque Talent Development Academy

Rollup Report

Cycle: FY2020-2021; 1st Detail Element: Object; 1st Detail Level: Highest; 2nd Detail Element: None; 2nd Detail Level: None; 3rd Detail Element: None; 3rd Detail Level: None; 4th Detail Element: None; 4th Detail Level: None; 5th Detail Element: None; 5th Detail Level: None; Account Expression: ((Object) < "51000") - 1st Subtotal Element: Fund; 1st Subtotal Rollup Level: Lowest; 2nd Subtotal Element: None; 2nd Subtotal

Object	Actuals (Selected)	Adopted Budget	Current Budget	Actuals (YTD)	Encumbrances (YTD)	Available	% of Budget
51000 - Personnel Services - Compensation	\$78,398.46	\$1,002,134.00	\$1,002,134.00	\$336,155.50	\$585,125.99	\$80,852.51	33.54
52000 - Personnel Services - Employee Benefits	\$25,136.74	\$335,017.00	\$335,017.00	\$123,158.94	\$179,193.06	\$32,665.00	36.76
53000 - Purchased Professional and Technical	\$24,213.58	\$87,725.00	\$87,725.00	\$39,684.97	\$51,324.38	(\$3,284.35)	45.24
54000 - Purchased Property Services	\$25,898.26	\$209,750.00	\$209,750.00	\$128,661.88	\$45,609.43	\$35,478.69	61.34
55000 - Other Purchased Services	\$3,634.62	\$100,615.00	\$100,615.00	\$31,973.49	\$31,125.83	\$37,515.68	31.78
56000 - Supplies	\$842.81	\$114,676.00	\$98,876.00	\$23,791.22	\$3,259.99	\$71,824.79	24.06
57000 - Property	\$0.00	\$44,144.00	\$44,144.00	\$971.14	\$60.00	\$43,112.86	2.20
Subtotal of Element: [Fund] 11000 - Operational	\$158,124.47	\$1,894,061.00	\$1,878,261.00	\$684,397.14	\$895,698.68	\$298,165.18	
51000 - Personnel Services - Compensation	\$83.34	\$11,750.00	\$11,750.00	\$333.36	\$666.64	\$10,750.00	2.84
52000 - Personnel Services - Employee Benefits	\$18.98	\$3,084.00	\$3,084.00	\$244.83	\$153.26	\$2,685.91	7.94
53000 - Purchased Professional and Technical	\$753.72	\$250.00	\$250.00	\$753.72	\$14,399.04	(\$14,902.76)	301.49
56000 - Supplies	\$0.00	\$13,532.00	\$13,532.00	\$9,715.14	\$1,500.00	\$2,316.86	71.79
Subtotal of Element: [Fund] 24101 - Title I - IASA	\$856.04	\$28,616.00	\$28,616.00	\$11,047.05	\$16,718.94	\$850.01	
51000 - Personnel Services - Compensation	\$4,060.00	\$38,570.00	\$38,570.00	\$4,060.00	\$32,480.00	\$2,030.00	10.53
52000 - Personnel Services - Employee Benefits	\$996.94	\$10,203.00	\$10,203.00	\$1,653.35	\$8,052.93	\$496.72	16.20
Subtotal of Element: [Fund] 24106 - Entitlement	\$5,056.94	\$48,773.00	\$48,773.00	\$5,713.35	\$40,532.93	\$2,526.72	
51000 - Personnel Services - Compensation	\$0.00	\$2,000.00	\$2,000.00	\$0.00	\$0.00	\$2,000.00	0.00
53000 - Purchased Professional and Technical	\$594.95	\$4,468.00	\$4,468.00	\$1,059.95	\$2,919.81	\$488.24	23.72
Subtotal of Element: [Fund] 24154 -	\$594.95	\$6,468.00	\$6,468.00	\$1,059.95	\$2,919.81	\$2,488.24	
51000 - Personnel Services - Compensation	\$864.26	\$10,775.00	\$10,775.00	\$3,457.04	\$6,913.96	\$404.00	32.08
52000 - Personnel Services - Employee Benefits	\$357.28	\$2,788.00	\$2,788.00	\$1,603.67	\$2,873.99	(\$1,689.66)	57.52
53000 - Purchased Professional and Technical	\$883.78	\$18,319.00	\$18,319.00	\$883.78	\$15,024.22	\$2,411.00	4.82
56000 - Supplies	(\$10,512.50)		\$0.00	\$17,083.69	\$0.00	(\$17,083.69)	
Subtotal of Element: [Fund] 24190 - CSI	(\$8,407.18)	\$31,882.00	\$31,882.00	\$23,028.18	\$24,812.17	(\$15,958.35)	
53000 - Purchased Professional and Technical	\$0.00	\$0.00	\$0.00	\$15.00	\$0.00	(\$15.00)	
56000 - Supplies	\$0.00	\$1,500.00	\$1,500.00	\$0.00	\$0.00	\$1,500.00	0.00
Subtotal of Element: [Fund] 21000 - Food	\$0.00	\$1,500.00	\$1,500.00	\$15.00	\$0.00	\$1,485.00	
53000 - Purchased Professional and Technical	\$0.00		\$0.00	\$700.00	\$0.00	(\$700.00)	
56000 - Supplies	\$399.40	\$44,715.00	\$44,715.00	\$7,571.86	\$4,441.22	\$32,701.92	16.93
57000 - Property	\$27.99		\$0.00	\$27.99	\$0.00	(\$27.99)	
Subtotal of Element: [Fund] 24301 - CARES Act	\$427.39	\$44,715.00	\$44,715.00	\$8,299.85	\$4,441.22	\$31,973.93	
53000 - Purchased Professional and Technical	\$0.00	\$361,376.00	\$464,903.00	\$0.00	\$0.00	\$464,903.00	0.00
Subtotal of Element: [Fund] 31600 - Capital	\$0.00	\$361,376.00	\$464,903.00	\$0.00	\$0.00	\$464,903.00	
54000 - Purchased Property Services	\$0.00	\$0.00	\$113,588.00	\$0.00	\$0.00	\$113,588.00	0.00
Subtotal of Element: [Fund] 31200 - Public	\$0.00	\$0.00	\$113,588.00	\$0.00	\$0.00	\$113,588.00	
54000 - Purchased Property Services	\$0.00	\$401.00	\$401.00	\$0.00	\$0.00	\$401.00	0.00
Subtotal of Element: [Fund] 31700 - Capital	\$0.00	\$401.00	\$401.00	\$0.00	\$0.00	\$401.00	
54000 - Purchased Property Services	\$0.00	\$52,434.00	\$52,434.00	\$0.00	\$0.00	\$52,434.00	0.00
56000 - Supplies	\$0.00	\$89,541.00	\$89,541.00	\$0.00	\$1,042.50	\$88,498.50	0.00
57000 - Property	\$0.00	\$34,591.00	\$34,591.00	\$0.00	\$170.65	\$34,420.35	0.00
Subtotal of Element: [Fund] 31701 - Capital	\$0.00	\$176,566.00	\$176,566.00	\$0.00	\$1,213.15	\$175,352.85	

56000 - Supplies	\$143.50	\$2,124.00	\$2,124.00	\$1,094.71	\$531.54	\$497.75	51.54
Subtotal of Element: [Fund] 14000 - Total	\$143.50	\$2,124.00	\$2,124.00	\$1,094.71	\$531.54	\$497.75	
56000 - Supplies	\$0.00	\$1,140.00	\$1,140.00	\$0.00	\$0.00	\$1,140.00	0.00
Subtotal of Element: [Fund] 24153 - English	\$0.00	\$1,140.00	\$1,140.00	\$0.00	\$0.00	\$1,140.00	
56000 - Supplies	\$0.00	\$273.00	\$1,753.00	\$0.00	\$1,065.66	\$687.34	0.00
Subtotal of Element: [Fund] 27107 - Literacy For	\$0.00	\$273.00	\$1,753.00	\$0.00	\$1,065.66	\$687.34	
56000 - Supplies	\$0.00	\$3,009.00	\$3,009.00	\$3,009.00	\$0.00	\$0.00	100.00
Subtotal of Element: [Fund] 27109 - PED Safety	\$0.00	\$3,009.00	\$3,009.00	\$3,009.00	\$0.00	\$0.00	
Grand Total	\$156,796.11	\$2,600,904.00	\$2,803,699.00	\$737,664.23	\$987,934.10	\$1,078,100.67	

Albuquerque Talent Development Academy

Account Summary Report

Cycle: FY2020-2021; Begin Date: 11/01/2020; End Date: 11/30/2020; Account Type: Expenditure; Subtotal Elements: Fund,Function; Account Expression: ([Fund] >= "11000") ; Subtotal By Account Type: No; Include Unposted Transactions: No; Created On: 12/3/2020 6:20:08 PM

Account Code	Description	Actual (Date)	Budget (YTD)	Actual (YTD)	Encumbrance (YTD)	Available (YTD)	% of Budget
11000-1000-51100-0000-001016-1612	Instruction-Salaries Expense	\$3,685.86	\$0.00	\$10,789.62	\$0.00	(\$10,789.62)	0.00
11000-1000-51100-1010-001016-1411	Instruction-Salaries Expense	\$32,548.16	\$488,378.00	\$126,507.98	\$260,385.10	\$101,484.92	25.90
11000-1000-51100-1010-001016-1711	Instruction-Salaries Expense	\$2,336.94	\$29,166.00	\$9,347.76	\$18,695.60	\$1,122.64	32.05
11000-1000-51100-2000-001016-1412	Instruction-Salaries Expense	\$404.88	\$0.00	\$13,284.36	\$3,239.18	(\$16,523.54)	0.00
11000-1000-51100-4020-001016-1214	Instruction-Salaries Expense	\$0.00	\$62,400.00	\$0.00	\$0.00	\$62,400.00	0.00
11000-1000-51100-4025-001016-1412	Instruction-Salaries Expense	\$3,592.56	\$0.00	\$13,963.56	\$28,740.56	(\$42,704.12)	0.00
11000-1000-51300-1010-001016-1411	Instruction-Additional Compensation	\$2,861.26	\$5,500.00	\$11,445.04	\$23,389.86	(\$29,334.90)	208.09
11000-1000-51300-4025-001016-1412	Instruction-Additional Compensation	\$166.66	\$0.00	\$666.64	\$1,333.36	(\$2,000.00)	0.00
11000-1000-51300-9000-001016-1618	Instruction-Additional Compensation	\$83.34	\$5,000.00	\$333.36	\$666.64	\$4,000.00	6.66
11000-1000-51300-9000-001016-1624	Instruction-Additional Compensation	\$0.00	\$1,000.00	\$0.00	\$0.00	\$1,000.00	0.00
11000-1000-52111-0000-001016-0000	Instruction-Educational Retirement	\$6,463.66	\$80,959.00	\$26,366.70	\$47,607.65	\$6,984.65	32.56
11000-1000-52112-0000-001016-0000	Instruction-ERA - Retiree Health	\$913.58	\$11,443.00	\$3,726.74	\$6,728.96	\$987.30	32.56
11000-1000-52210-0000-001016-0000	Instruction-FICA Payments	\$2,684.04	\$35,796.00	\$10,966.68	\$14,928.20	\$9,901.12	30.63
11000-1000-52220-0000-001016-0000	Instruction-Medicare Payments	\$627.72	\$8,372.00	\$2,564.86	\$3,491.41	\$2,315.73	30.63
11000-1000-52311-0000-001016-0000	Instruction-Health and Medical Premiums	\$3,351.82	\$29,768.00	\$13,213.40	\$26,814.72	(\$10,260.12)	44.38
11000-1000-52312-0000-001016-0000	Instruction-Life	\$26.12	\$377.00	\$111.54	\$187.84	\$77.62	29.58
11000-1000-52313-0000-001016-0000	Instruction-Dental	\$206.16	\$2,346.00	\$870.84	\$1,649.28	(\$174.12)	37.12
11000-1000-52314-0000-001016-0000	Instruction-Vision	\$35.85	\$490.00	\$143.28	\$286.89	\$59.83	29.24
11000-1000-52315-0000-001016-0000	Instruction-Disability	\$24.22	\$0.00	\$137.26	\$193.76	(\$331.02)	0.00
11000-1000-52500-0000-001016-0000	Instruction-Unemployment Compensation	\$19.84	\$1,148.00	\$68.99	\$725.98	\$353.03	6.00
11000-1000-52710-0000-001016-0000	Instruction-Workers Compensation Premium	\$0.00	\$7,514.00	\$15,892.85	\$0.00	(\$8,378.85)	211.50
11000-1000-52720-0000-001016-0000	Instruction-Workers Compensation Employer's Fee	\$0.00	\$140.00	\$30.96	\$48.18	\$60.86	22.11
11000-1000-53330-4020-001016-0000	Instruction-Professional Development	\$0.00	\$8,100.00	\$0.00	\$0.00	\$8,100.00	0.00
11000-1000-55915-1010-001016-0000	Instruction-Other Contract Services	\$0.00	\$0.00	\$0.00	\$1,000.00	(\$1,000.00)	0.00
11000-1000-55915-9000-001016-0000	Instruction-Other Contract Services	\$0.00	\$4,775.00	\$0.00	\$0.00	\$4,775.00	0.00
11000-1000-56112-1010-001016-0000	Instruction-Other Textbooks	\$377.50	\$0.00	\$1,436.11	\$84.27	(\$1,520.38)	0.00
11000-1000-56113-1010-001016-0000	Instruction-Software	\$0.00	\$0.00	\$2,927.81	\$0.00	(\$2,927.81)	0.00
11000-1000-56118-1010-001016-0000	Instruction-General Supplies and Materials	\$86.76	\$10,000.00	\$2,283.74	\$34.23	\$7,682.03	22.83
11000-1000-56118-2000-001016-0000	Instruction-General Supplies and Materials	\$0.00	\$0.00	\$0.00	\$110.00	(\$110.00)	0.00
11000-1000-56118-4020-001016-0000	Instruction-General Supplies and Materials	\$0.00	\$3,000.00	\$0.00	\$0.00	\$3,000.00	0.00
11000-1000-56118-9000-001016-0000	Instruction-General Supplies and Materials	\$0.00	\$1,000.00	\$0.00	\$0.00	\$1,000.00	0.00
11000-1000-57332-1010-001016-0000	Instruction-Supply Assets (\$5,000 or Less)	\$0.00	\$1,000.00	\$0.00	\$60.00	\$940.00	0.00
Subtotal of Element: [Function] 1000 - Instruction		\$60,496.93	\$797,672.00	\$267,080.08	\$440,401.67	\$90,190.25	33.48
11000-2100-51100-0000-001016-1214	Support Services-Students-Salaries Expense	\$5,050.00	\$0.00	\$20,200.00	\$40,400.00	(\$60,600.00)	0.00
11000-2100-51100-4025-001016-1211	Support Services-Students-Salaries Expense	\$0.00	\$71,660.00	\$0.00	\$0.00	\$71,660.00	0.00
11000-2100-51300-0000-001016-1214	Support Services-Students-Additional	\$16.66	\$200.00	\$5,116.64	\$133.36	(\$5,050.00)	2,558.32
11000-2100-52111-0000-001016-0000	Support Services-Students-Educational Retirement	\$716.94	\$14,963.00	\$3,582.33	\$5,091.68	\$6,288.99	23.94
11000-2100-52112-0000-001016-0000	Support Services-Students-ERA - Retiree Health	\$101.34	\$2,115.00	\$506.36	\$719.68	\$888.96	23.94
11000-2100-52210-0000-001016-0000	Support Services-Students-FICA Payments	\$314.14	\$6,557.00	\$1,569.66	\$0.00	\$4,987.34	23.93
11000-2100-52220-0000-001016-0000	Support Services-Students-Medicare Payments	\$73.46	\$1,534.00	\$367.07	\$0.00	\$1,166.93	23.92
11000-2100-52311-0000-001016-0000	Support Services-Students-Health and Medical	\$0.00	\$5,654.00	\$0.00	\$0.00	\$5,654.00	0.00
11000-2100-52312-0000-001016-0000	Support Services-Students-Life	\$2.64	\$73.00	\$8.82	\$21.12	\$43.06	12.08
11000-2100-52313-0000-001016-0000	Support Services-Students-Dental	\$0.00	\$540.00	\$0.00	\$0.00	\$540.00	0.00
11000-2100-52314-0000-001016-0000	Support Services-Students-Vision	\$0.00	\$96.00	\$0.00	\$0.00	\$96.00	0.00
11000-2100-52500-0000-001016-0000	Support Services-Students-Unemployment	\$0.00	\$205.00	\$0.00	\$85.13	\$119.87	0.00
11000-2100-52710-0000-001016-0000	Support Services-Students-Workers Compensation	\$0.00	\$1,376.00	\$0.00	\$0.00	\$1,376.00	0.00
11000-2100-52720-0000-001016-0000	Support Services-Students-Workers Compensation	\$0.00	\$25.00	\$2.30	\$6.90	\$15.80	9.20
11000-2100-53211-2000-001016-0000	Support Services-Students-Diagnosticians -	\$1,254.05	\$0.00	\$1,395.64	\$3,745.95	(\$5,141.59)	0.00
11000-2100-53212-4025-001016-0000	Support Services-Students-Speech Therapists -	\$5,533.99	\$20,000.00	\$7,553.95	\$12,446.05	\$0.00	37.76
11000-2100-53213-2000-001016-0000	Support Services-Students-Occupational Therapists	\$0.00	\$0.00	\$0.00	\$393.00	(\$393.00)	0.00
11000-2100-53218-2000-001016-0000	Support Services-Students-Specialists - Contracted	\$537.10	\$0.00	\$537.10	\$15,968.90	(\$16,506.00)	0.00
11000-2100-53414-0000-001016-0000	Support Services-Students-Other	\$400.49	\$0.00	\$400.49	\$0.00	(\$400.49)	0.00
11000-2100-57332-0000-001016-0000	Support Services-Students-Supply Assets (\$5,000	\$0.00	\$43,144.00	\$971.14	\$0.00	\$42,172.86	2.25
Subtotal of Element: [Function] 2100 - Support Services-Students		\$14,000.81	\$168,142.00	\$42,211.50	\$79,011.77	\$46,918.73	25.10

11000-2200-51100-0000-001016-1212	Support Services-Instruction-Salaries Expense	\$1,002.60	\$12,513.00	\$4,010.40	\$8,020.81	\$481.79	32.04
11000-2200-52210-0000-001016-0000	Support Services-Instruction-FICA Payments	\$62.16	\$776.00	\$248.64	\$492.30	\$35.06	32.04
11000-2200-52220-0000-001016-0000	Support Services-Instruction-Medicare Payments	\$14.54	\$182.00	\$58.16	\$115.15	\$8.69	31.95
11000-2200-52312-0000-001016-0000	Support Services-Instruction-Life	\$0.00	\$29.00	\$0.00	\$0.00	\$29.00	0.00
11000-2200-52500-0000-001016-0000	Support Services-Instruction-Unemployment	\$3.30	\$82.00	\$13.20	\$26.26	\$42.54	16.09
11000-2200-52710-0000-001016-0000	Support Services-Instruction-Workers	\$0.00	\$163.00	\$0.00	\$0.00	\$163.00	0.00
11000-2200-52720-0000-001016-0000	Support Services-Instruction-Workers	\$0.00	\$10.00	\$2.30	\$6.63	\$1.07	23.00
11000-2200-56118-0000-001016-0000	Support Services-Instruction-General Supplies and	\$0.00	\$0.00	\$2,759.61	\$0.00	(\$2,759.61)	0.00
Subtotal of Element: [Function] 2200 - Support Services-Instruction		\$1,082.60	\$13,755.00	\$7,092.31	\$8,661.15	(\$1,998.46)	51.56
11000-2300-51100-0000-001016-1111	Support Services-General Administration-Salaries	\$8,160.00	\$98,800.00	\$36,720.00	\$61,200.00	\$880.00	37.16
11000-2300-52111-0000-001016-0000	Support Services-General Administration-	\$1,154.64	\$13,981.00	\$5,195.88	\$8,659.80	\$125.32	37.16
11000-2300-52112-0000-001016-0000	Support Services-General Administration-ERA -	\$163.20	\$1,976.00	\$734.40	\$1,224.00	\$17.60	37.16
11000-2300-52210-0000-001016-0000	Support Services-General Administration-FICA	\$469.44	\$6,126.00	\$2,113.47	\$3,520.80	\$491.73	34.50
11000-2300-52220-0000-001016-0000	Support Services-General Administration-Medicare	\$109.78	\$1,433.00	\$494.25	\$823.35	\$115.40	34.49
11000-2300-52311-0000-001016-0000	Support Services-General Administration-Health	\$758.02	\$9,097.00	\$3,387.72	\$6,064.16	(\$354.88)	37.23
11000-2300-52312-0000-001016-0000	Support Services-General Administration-Life	\$2.64	\$29.00	\$11.18	\$21.12	(\$3.30)	38.55
11000-2300-52313-0000-001016-0000	Support Services-General Administration-Dental	\$51.32	\$412.00	\$230.94	\$410.56	(\$229.50)	56.05
11000-2300-52314-0000-001016-0000	Support Services-General Administration-Vision	\$8.48	\$76.00	\$38.16	\$67.84	(\$30.00)	50.21
11000-2300-52500-0000-001016-0000	Support Services-General Administration-	\$0.00	\$82.00	\$0.00	\$85.14	(\$3.14)	0.00
11000-2300-52710-0000-001016-0000	Support Services-General Administration-Workers	\$0.00	\$1,285.00	\$0.00	\$0.00	\$1,285.00	0.00
11000-2300-52720-0000-001016-0000	Support Services-General Administration-Workers	\$0.00	\$10.00	\$2.30	\$6.90	\$0.80	23.00
11000-2300-53411-0000-001016-0000	Support Services-General Administration-Auditing	\$13,643.49	\$15,000.00	\$14,398.62	\$1,140.76	(\$539.38)	95.99
11000-2300-53413-0000-001016-0000	Support Services-General Administration-Legal	\$471.70	\$5,000.00	\$1,160.28	\$3,839.72	\$0.00	23.20
11000-2300-53711-0000-001016-0000	Support Services-General Administration-Other	\$0.00	\$1,200.00	\$1,200.00	\$0.00	\$0.00	100.00
11000-2300-55400-0000-001016-0000	Support Services-General Administration-	\$1,835.04	\$1,660.00	\$4,827.30	\$705.20	(\$3,872.50)	290.80
11000-2300-55812-0000-001016-0000	Support Services-General Administration-Board	\$0.00	\$2,500.00	\$0.00	\$150.00	\$2,350.00	0.00
Subtotal of Element: [Function] 2300 - Support Services-General Administration		\$26,827.75	\$158,667.00	\$70,514.50	\$87,919.35	\$233.15	44.44
11000-2400-51100-0000-001016-1112	Support Services-School Administration-Salaries	\$6,250.00	\$68,588.00	\$28,125.00	\$46,875.00	(\$6,412.00)	41.00
11000-2400-51100-0000-001016-1217	Support Services-School Administration-Salaries	\$4,151.34	\$51,296.00	\$18,681.03	\$31,135.06	\$1,479.91	36.41
11000-2400-52111-0000-001016-0000	Support Services-School Administration-	\$1,471.80	\$16,964.00	\$6,623.10	\$11,038.47	(\$697.57)	39.04
11000-2400-52112-0000-001016-0000	Support Services-School Administration-ERA -	\$208.02	\$2,398.00	\$936.09	\$1,560.15	(\$98.24)	39.03
11000-2400-52210-0000-001016-0000	Support Services-School Administration-FICA	\$566.66	\$7,433.00	\$2,554.59	\$4,250.15	\$628.26	34.36
11000-2400-52220-0000-001016-0000	Support Services-School Administration-Medicare	\$132.52	\$1,739.00	\$597.42	\$993.90	\$147.68	34.35
11000-2400-52311-0000-001016-0000	Support Services-School Administration-Health and	\$1,798.34	\$21,899.00	\$7,980.84	\$13,866.56	\$51.60	36.44
11000-2400-52312-0000-001016-0000	Support Services-School Administration-Life	\$5.28	\$58.00	\$22.36	\$40.92	(\$5.28)	38.55
11000-2400-52313-0000-001016-0000	Support Services-School Administration-Dental	\$76.98	\$971.00	\$346.41	\$590.18	\$34.41	35.67
11000-2400-52314-0000-001016-0000	Support Services-School Administration-Vision	\$16.96	\$204.00	\$76.32	\$131.44	(\$3.76)	37.41
11000-2400-52315-0000-001016-0000	Support Services-School Administration-Disability	\$19.13	\$0.00	\$86.08	\$153.14	(\$239.22)	0.00
11000-2400-52500-0000-001016-0000	Support Services-School Administration-	\$0.00	\$328.00	\$11.82	\$170.28	\$145.90	3.60
11000-2400-52710-0000-001016-0000	Support Services-School Administration-Workers	\$0.00	\$1,428.00	\$0.00	\$0.00	\$1,428.00	0.00
11000-2400-52720-0000-001016-0000	Support Services-School Administration-Workers	\$0.00	\$30.00	\$4.60	\$13.80	\$11.60	15.33
11000-2400-53330-0000-001016-0000	Support Services-School Administration-	\$0.00	\$1,250.00	\$342.00	\$0.00	\$908.00	27.36
11000-2400-53711-0000-001016-0000	Support Services-School Administration-Other	\$0.00	\$4,500.00	\$1,925.00	\$0.00	\$2,575.00	42.77
11000-2400-54610-0000-001016-0000	Support Services-School Administration-Renting	\$0.00	\$1,750.00	\$0.00	\$0.00	\$1,750.00	0.00
11000-2400-55915-0000-001016-0000	Support Services-School Administration-Other	\$1,000.00	\$1,700.00	\$1,222.75	\$1,500.00	(\$1,022.75)	71.92
11000-2400-56118-0000-001016-0000	Support Services-School Administration-General	\$75.50	\$4,500.00	\$994.33	\$850.95	\$2,654.72	22.09
Subtotal of Element: [Function] 2400 - Support Services-School Administration		\$15,772.53	\$187,036.00	\$70,529.74	\$113,170.00	\$3,336.26	37.71
11000-2500-51100-0000-001016-1114	Central Services-Salaries Expense	\$2,730.04	\$33,734.00	\$12,285.18	\$20,475.18	\$973.64	36.41
11000-2500-51100-0000-001016-1115	Central Services-Salaries Expense	\$5,358.16	\$65,560.00	\$24,111.72	\$40,186.28	\$1,262.00	36.77
11000-2500-51300-0000-001016-1217	Central Services-Additional Compensation	\$0.00	\$500.00	\$250.00	\$250.00	\$0.00	50.00
11000-2500-52111-0000-001016-0000	Central Services-Educational Retirement	\$1,144.48	\$14,050.00	\$5,150.16	\$8,583.56	\$316.28	36.65
11000-2500-52112-0000-001016-0000	Central Services-ERA - Retiree Health	\$161.76	\$1,986.00	\$727.92	\$1,213.17	\$44.91	36.65
11000-2500-52210-0000-001016-0000	Central Services-FICA Payments	\$472.26	\$6,188.00	\$2,133.78	\$1,290.52	\$2,763.70	34.48
11000-2500-52220-0000-001016-0000	Central Services-Medicare Payments	\$110.46	\$1,447.00	\$499.07	\$301.80	\$646.13	34.48
11000-2500-52311-0000-001016-0000	Central Services-Health and Medical Premiums	\$541.52	\$6,499.00	\$2,420.16	\$4,332.16	(\$253.32)	37.23
11000-2500-52312-0000-001016-0000	Central Services-Life	\$5.28	\$58.00	\$22.36	\$42.24	(\$6.60)	38.55
11000-2500-52313-0000-001016-0000	Central Services-Dental	\$34.32	\$433.00	\$154.44	\$274.56	\$4.00	35.66
11000-2500-52314-0000-001016-0000	Central Services-Vision	\$7.82	\$91.00	\$35.19	\$62.56	(\$6.75)	38.67

11000-2500-52500-0000-001016-0000	Central Services-Unemployment Compensation	\$4.10	\$164.00	\$33.84	\$158.04	(\$27.88)	20.63
11000-2500-52710-0000-001016-0000	Central Services-Workers Compensation Premium	\$0.00	\$1,299.00	\$0.00	\$0.00	\$1,299.00	0.00
11000-2500-52720-0000-001016-0000	Central Services-Workers Compensation	\$0.00	\$20.00	\$4.60	\$14.07	\$1.33	23.00
11000-2500-53330-0000-001016-0000	Central Services-Professional Development	\$0.00	\$750.00	\$245.00	\$0.00	\$505.00	32.66
11000-2500-53414-0000-001016-0000	Central Services-Other Professional/Technical	\$2,022.76	\$31,000.00	\$10,132.89	\$13,790.00	\$7,077.11	32.68
11000-2500-53711-0000-001016-0000	Central Services-Other Charges	\$350.00	\$925.00	\$394.00	\$0.00	\$531.00	42.59
11000-2500-54630-0000-001016-0000	Central Services-Rentals - Computers and Related	\$117.09	\$2,250.00	\$762.65	\$777.09	\$710.26	33.89
11000-2500-55813-0000-001016-0000	Central Services-Employee Travel - Non-Teachers	\$20.24	\$400.00	\$206.87	\$0.00	\$193.13	51.71
11000-2500-55915-0000-001016-0000	Central Services-Other Contract Services	\$0.00	\$4,870.00	\$2,563.44	\$311.56	\$1,995.00	52.63
11000-2500-56113-0000-001016-0000	Central Services-Software	\$0.00	\$14,000.00	\$11,623.69	\$786.45	\$1,589.86	83.02
11000-2500-56118-0000-001016-0000	Central Services-General Supplies and Materials	\$116.19	\$62,576.00	\$1,449.17	\$1,316.03	\$59,810.80	2.31
Subtotal of Element: [Function] 2500 - Central Services		\$13,196.48	\$248,800.00	\$75,206.13	\$94,165.27	\$79,428.60	30.23
11000-2600-54311-0000-001016-0000	Operation & Maintenance of Plant-Maintenance &	\$0.00	\$2,750.00	\$0.00	\$1.00	\$2,749.00	0.00
11000-2600-54312-0000-001016-0000	Operation & Maintenance of Plant-Maintenance &	\$0.00	\$1,000.00	\$1,160.14	\$0.00	(\$160.14)	116.01
11000-2600-54411-0000-001016-0000	Operation & Maintenance of Plant-Electricity	\$1,236.39	\$38,000.00	\$7,881.32	\$30,118.68	\$0.00	20.74
11000-2600-54415-0000-001016-0000	Operation & Maintenance of Plant-Water/Sewage	\$934.91	\$9,750.00	\$2,813.53	\$6,366.75	\$569.72	28.85
11000-2600-54416-0000-001016-0000	Operation & Maintenance of Plant-Communication	\$1,062.46	\$7,350.00	\$4,547.51	\$6,869.89	(\$4,067.40)	61.87
11000-2600-54610-0000-001016-0000	Operation & Maintenance of Plant-Renting Land	\$22,000.00	\$144,000.00	\$110,000.00	\$0.00	\$34,000.00	76.38
11000-2600-54620-0000-001016-0000	Operation & Maintenance of Plant-Rental -	\$547.41	\$2,900.00	\$1,496.73	\$1,476.02	(\$72.75)	51.61
11000-2600-55200-0000-001016-0000	Operation & Maintenance of Plant-Property/Liability	\$304.42	\$23,460.00	\$21,638.43	\$2,130.94	(\$309.37)	92.23
11000-2600-55915-0000-001016-0000	Operation & Maintenance of Plant-Other Contract	\$474.92	\$61,250.00	\$1,514.70	\$25,328.13	\$34,407.17	2.47
11000-2600-56118-0000-001016-0000	Operation & Maintenance of Plant-General Supplies	\$186.86	\$3,800.00	\$316.76	\$78.06	\$3,405.18	8.33
Subtotal of Element: [Function] 2600 - Operation & Maintenance of Plant		\$26,747.37	\$294,260.00	\$151,369.12	\$72,369.47	\$70,521.41	51.44
11000-3100-51100-0000-001016-1617	Food Services Operations-Salaries Expense	\$0.00	\$7,839.00	\$317.21	\$0.00	\$7,521.79	4.04
11000-3100-52111-0000-001016-0000	Food Services Operations-Educational Retirement	\$0.00	\$1,110.00	\$44.89	\$0.00	\$1,065.11	4.04
11000-3100-52112-0000-001016-0000	Food Services Operations-ERA - Retiree Health	\$0.00	\$157.00	\$6.34	\$0.00	\$150.66	4.03
11000-3100-52210-0000-001016-0000	Food Services Operations-FICA Payments	\$0.00	\$486.00	\$19.67	\$0.00	\$466.33	4.04
11000-3100-52220-0000-001016-0000	Food Services Operations-Medicare Payments	\$0.00	\$114.00	\$4.60	\$0.00	\$109.40	4.03
11000-3100-52312-0000-001016-0000	Food Services Operations-Life	\$0.00	\$29.00	\$0.00	\$0.00	\$29.00	0.00
11000-3100-52500-0000-001016-0000	Food Services Operations-Unemployment	\$0.00	\$82.00	\$1.05	\$0.00	\$80.95	1.28
11000-3100-52710-0000-001016-0000	Food Services Operations-Workers Compensation	\$0.00	\$102.00	\$0.00	\$0.00	\$102.00	0.00
11000-3100-52720-0000-001016-0000	Food Services Operations-Workers Compensation	\$0.00	\$10.00	\$0.00	\$0.00	\$10.00	0.00
Subtotal of Element: [Function] 3100 - Food Services Operations		\$0.00	\$9,929.00	\$393.76	\$0.00	\$9,535.24	3.97
Subtotal of Element: [Fund] 11000 - Operational		\$158,124.47	\$1,878,261.00	\$684,397.14	\$895,698.68	\$298,165.18	36.44
14000-1000-56108-1010-001016-0000	Instruction-Instructional Materials Credit - 50%	\$0.00	\$531.00	\$698.96	\$175.04	(\$343.00)	131.63
14000-1000-56111-1010-001016-0000	Instruction-Instructional Materials Cash - 50%	\$143.50	\$1,593.00	\$395.75	\$356.50	\$840.75	24.84
Subtotal of Element: [Function] 1000 - Instruction		\$143.50	\$2,124.00	\$1,094.71	\$531.54	\$497.75	51.54
Subtotal of Element: [Fund] 14000 - Total Instructional Materials Sub-Fund		\$143.50	\$2,124.00	\$1,094.71	\$531.54	\$497.75	51.54
21000-3100-53330-0000-001016-0000	Food Services Operations-Professional	\$0.00	\$0.00	\$15.00	\$0.00	(\$15.00)	0.00
21000-3100-56118-0000-001016-0000	Food Services Operations-General Supplies and	\$0.00	\$1,500.00	\$0.00	\$0.00	\$1,500.00	0.00
Subtotal of Element: [Function] 3100 - Food Services Operations		\$0.00	\$1,500.00	\$15.00	\$0.00	\$1,485.00	1.00
Subtotal of Element: [Fund] 21000 - Food Services		\$0.00	\$1,500.00	\$15.00	\$0.00	\$1,485.00	1.00
24101-1000-51300-1010-001016-1411	Instruction-Additional Compensation	\$83.34	\$1,000.00	\$333.36	\$666.64	\$0.00	33.33
24101-1000-52111-0000-001016-0000	Instruction-Educational Retirement	\$11.80	\$149.00	\$47.20	\$94.40	\$7.40	31.67
24101-1000-52112-0000-001016-0000	Instruction-ERA - Retiree Health	\$1.66	\$30.00	\$6.64	\$13.28	\$10.08	22.13
24101-1000-52210-0000-001016-0000	Instruction-FICA Payments	\$4.48	\$62.00	\$17.90	\$35.84	\$8.26	28.87
24101-1000-52220-0000-001016-0000	Instruction-Medicare Payments	\$1.04	\$18.00	\$4.18	\$8.32	\$5.50	23.22
24101-1000-52312-0000-001016-0000	Instruction-Life	\$0.00	\$1.00	\$0.00	\$0.00	\$1.00	0.00
24101-1000-52500-0000-001016-0000	Instruction-Unemployment Compensation	\$0.00	\$7.00	\$0.00	\$1.30	\$5.70	0.00
24101-1000-52710-0000-001016-0000	Instruction-Workers Compensation Premium	\$0.00	\$0.00	\$168.87	\$0.00	(\$168.87)	0.00
24101-1000-52720-0000-001016-0000	Instruction-Workers Compensation Employer's Fee	\$0.00	\$0.00	\$0.04	\$0.12	(\$0.16)	0.00
24101-1000-53330-1010-001016-0000	Instruction-Professional Development	\$0.00	\$0.00	\$0.00	\$1,585.76	(\$1,585.76)	0.00
24101-1000-56113-1010-001016-0000	Instruction-Software	\$0.00	\$12,250.00	\$9,100.00	\$1,500.00	\$1,650.00	74.28
24101-1000-56118-1010-001016-0000	Instruction-General Supplies and Materials	\$0.00	\$999.00	\$615.14	\$0.00	\$383.86	61.57
Subtotal of Element: [Function] 1000 - Instruction		\$102.32	\$14,516.00	\$10,293.33	\$3,905.66	\$317.01	70.91
24101-2100-51100-2000-001016-1214	Support Services-Students-Salaries Expense	\$0.00	\$10,750.00	\$0.00	\$0.00	\$10,750.00	0.00
24101-2100-52111-0000-001016-0000	Support Services-Students-Educational Retirement	\$0.00	\$1,603.00	\$0.00	\$0.00	\$1,603.00	0.00
24101-2100-52112-0000-001016-0000	Support Services-Students-ERA - Retiree Health	\$0.00	\$269.00	\$0.00	\$0.00	\$269.00	0.00

24101-2100-52210-0000-001016-0000	Support Services-Students-FICA Payments	\$0.00	\$667.00	\$0.00	\$0.00	\$667.00	0.00
24101-2100-52220-0000-001016-0000	Support Services-Students-Medicare Payments	\$0.00	\$156.00	\$0.00	\$0.00	\$156.00	0.00
24101-2100-52312-0000-001016-0000	Support Services-Students-Life	\$0.00	\$8.00	\$0.00	\$0.00	\$8.00	0.00
24101-2100-52500-0000-001016-0000	Support Services-Students-Unemployment	\$0.00	\$4.00	\$0.00	\$0.00	\$4.00	0.00
24101-2100-52710-0000-001016-0000	Support Services-Students-Workers Compensation	\$0.00	\$110.00	\$0.00	\$0.00	\$110.00	0.00
24101-2100-53218-1010-001016-0000	Support Services-Students-Specialists - Contracted	\$753.72	\$0.00	\$753.72	\$12,813.28	(\$13,567.00)	0.00
24101-2100-53711-0000-001016-0000	Support Services-Students-Other Charges	\$0.00	\$250.00	\$0.00	\$0.00	\$250.00	0.00
24101-2100-56118-0000-001016-0000	Support Services-Students-General Supplies and Materials	\$0.00	\$283.00	\$0.00	\$0.00	\$283.00	0.00
Subtotal of Element: [Function] 2100 - Support Services-Students		\$753.72	\$14,100.00	\$753.72	\$12,813.28	\$533.00	5.35
Subtotal of Element: [Fund] 24101 - Title I - IASA		\$856.04	\$28,616.00	\$11,047.05	\$16,718.94	\$850.01	38.60
24106-1000-51100-2000-001016-1412	Instruction-Salaries Expense	\$4,060.00	\$38,570.00	\$4,060.00	\$32,480.00	\$2,030.00	10.52
24106-1000-52111-0000-001016-0000	Instruction-Educational Retirement	\$574.48	\$5,405.00	\$574.48	\$4,595.89	\$234.63	10.62
24106-1000-52112-0000-001016-0000	Instruction-ERA - Retiree Health	\$81.20	\$764.00	\$81.20	\$649.56	\$33.24	10.62
24106-1000-52210-0000-001016-0000	Instruction-FICA Payments	\$251.08	\$2,368.00	\$251.08	\$2,008.69	\$108.23	10.60
24106-1000-52220-0000-001016-0000	Instruction-Medicare Payments	\$58.72	\$534.00	\$58.72	\$469.73	\$5.55	10.99
24106-1000-52312-0000-001016-0000	Instruction-Life	\$2.40	\$29.00	\$2.40	\$19.20	\$7.40	8.27
24106-1000-52313-0000-001016-0000	Instruction-Dental	\$15.60	\$466.00	\$15.60	\$124.80	\$325.60	3.34
24106-1000-52314-0000-001016-0000	Instruction-Vision	\$0.00	\$73.00	\$0.00	\$0.00	\$73.00	0.00
24106-1000-52315-0000-001016-0000	Instruction-Disability	\$13.46	\$0.00	\$13.46	\$107.68	(\$121.14)	0.00
24106-1000-52500-0000-001016-0000	Instruction-Unemployment Compensation	\$0.00	\$59.00	\$0.00	\$77.38	(\$18.38)	0.00
24106-1000-52710-0000-001016-0000	Instruction-Workers Compensation Premium	\$0.00	\$497.00	\$656.41	\$0.00	(\$159.41)	132.07
24106-1000-52720-0000-001016-0000	Instruction-Workers Compensation Employer's Fee	\$0.00	\$8.00	\$0.00	\$0.00	\$8.00	0.00
Subtotal of Element: [Function] 1000 - Instruction		\$5,056.94	\$48,773.00	\$5,713.35	\$40,532.93	\$2,526.72	11.71
Subtotal of Element: [Fund] 24106 - Entitlement IDEA-B		\$5,056.94	\$48,773.00	\$5,713.35	\$40,532.93	\$2,526.72	11.71
24153-1000-56113-1010-001016-0000	Instruction-Software	\$0.00	\$1,140.00	\$0.00	\$0.00	\$1,140.00	0.00
Subtotal of Element: [Function] 1000 - Instruction		\$0.00	\$1,140.00	\$0.00	\$0.00	\$1,140.00	0.00
Subtotal of Element: [Fund] 24153 - English Language Acquisition		\$0.00	\$1,140.00	\$0.00	\$0.00	\$1,140.00	0.00
24154-1000-51300-1010-001016-1411	Instruction-Additional Compensation	\$0.00	\$2,000.00	\$0.00	\$0.00	\$2,000.00	0.00
24154-1000-53330-1010-001016-0000	Instruction-Professional Development	\$594.95	\$4,468.00	\$1,059.95	\$2,919.81	\$488.24	23.72
Subtotal of Element: [Function] 1000 - Instruction		\$594.95	\$6,468.00	\$1,059.95	\$2,919.81	\$2,488.24	16.39
Subtotal of Element: [Fund] 24154 - Teacher/Principal Training & Recruiting		\$594.95	\$6,468.00	\$1,059.95	\$2,919.81	\$2,488.24	16.39
24190-1000-51100-1010-001016-1411	Instruction-Salaries Expense	\$864.26	\$10,775.00	\$3,457.04	\$6,913.96	\$404.00	32.08
24190-1000-52111-0000-001016-0000	Instruction-Educational Retirement	\$122.30	\$1,525.00	\$489.20	\$978.38	\$57.42	32.07
24190-1000-52112-0000-001016-0000	Instruction-ERA - Retiree Health	\$17.28	\$216.00	\$69.12	\$138.24	\$8.64	32.00
24190-1000-52210-0000-001016-0000	Instruction-FICA Payments	\$47.26	\$668.00	\$188.80	\$378.07	\$101.13	28.26
24190-1000-52220-0000-001016-0000	Instruction-Medicare Payments	\$11.06	\$156.00	\$44.14	\$88.48	\$23.38	28.29
24190-1000-52311-0000-001016-0000	Instruction-Health and Medical Premiums	\$151.30	\$0.00	\$610.58	\$1,210.24	(\$1,820.82)	0.00
24190-1000-52312-0000-001016-0000	Instruction-Life	\$0.52	\$0.00	\$2.00	\$4.16	(\$6.16)	0.00
24190-1000-52313-0000-001016-0000	Instruction-Dental	\$6.34	\$0.00	\$25.96	\$50.72	(\$76.68)	0.00
24190-1000-52314-0000-001016-0000	Instruction-Vision	\$1.22	\$0.00	\$5.00	\$9.76	(\$14.76)	0.00
24190-1000-52500-0000-001016-0000	Instruction-Unemployment Compensation	\$0.00	\$82.00	\$0.00	\$15.94	\$66.06	0.00
24190-1000-52710-0000-001016-0000	Instruction-Workers Compensation Premium	\$0.00	\$141.00	\$168.87	\$0.00	(\$27.87)	119.76
24190-1000-56113-1010-001016-0000	Instruction-Software	(\$10,512.50)	\$0.00	\$17,083.69	\$0.00	(\$17,083.69)	0.00
Subtotal of Element: [Function] 1000 - Instruction		(\$9,290.96)	\$13,563.00	\$22,144.40	\$9,787.95	(\$18,369.35)	163.27
24190-2100-53218-2000-001016-0000	Support Services-Students-Specialists - Contracted	\$883.78	\$18,319.00	\$883.78	\$15,024.22	\$2,411.00	4.82
Subtotal of Element: [Function] 2100 - Support Services-Students		\$883.78	\$18,319.00	\$883.78	\$15,024.22	\$2,411.00	4.82
Subtotal of Element: [Fund] 24190 - CSI		(\$8,407.18)	\$31,882.00	\$23,028.18	\$24,812.17	(\$15,958.35)	72.23
24301-1000-53330-1010-001016-0000	Instruction-Professional Development	\$0.00	\$0.00	\$700.00	\$0.00	(\$700.00)	0.00
24301-1000-56112-1010-001016-0000	Instruction-Other Textbooks	\$0.00	\$0.00	\$5,332.50	\$0.00	(\$5,332.50)	0.00
24301-1000-56113-1010-001016-0000	Instruction-Software	\$365.42	\$14,715.00	\$864.42	\$4,346.38	\$9,504.20	5.87
24301-1000-57332-1000-001016-0000	Instruction-Supply Assets (\$5,000 or Less)	\$27.99	\$0.00	\$27.99	\$0.00	(\$27.99)	0.00
Subtotal of Element: [Function] 1000 - Instruction		\$393.41	\$14,715.00	\$6,924.91	\$4,346.38	\$3,443.71	47.06
24301-2600-56118-0000-001016-0000	Operation & Maintenance of Plant-General Supplies and Materials	\$33.98	\$30,000.00	\$1,374.94	\$94.84	\$28,530.22	4.58
Subtotal of Element: [Function] 2600 - Operation & Maintenance of Plant		\$33.98	\$30,000.00	\$1,374.94	\$94.84	\$28,530.22	4.58
Subtotal of Element: [Fund] 24301 - CARES Act		\$427.39	\$44,715.00	\$8,299.85	\$4,441.22	\$31,973.93	18.56
27107-2200-56114-0000-001016-0000	Support Services-Instruction-Library And Audio-Visual Materials	\$0.00	\$1,753.00	\$0.00	\$1,065.66	\$687.34	0.00
Subtotal of Element: [Function] 2200 - Support Services-Instruction		\$0.00	\$1,753.00	\$0.00	\$1,065.66	\$687.34	0.00
Subtotal of Element: [Fund] 27107 - Literacy For Children @ Risk PED		\$0.00	\$1,753.00	\$0.00	\$1,065.66	\$687.34	0.00

27109-1000-56108-1010-001016-0000	Instruction-Instructional Materials Credit - 50%	\$0.00	\$3,009.00	\$0.00	\$0.00	\$3,009.00	0.00
27109-1000-56111-1010-001016-0000	Instruction-Instructional Materials Cash - 50%	\$0.00	\$0.00	\$3,009.00	\$0.00	(\$3,009.00)	0.00
Subtotal of Element: [Function] 1000 - Instruction		\$0.00	\$3,009.00	\$3,009.00	\$0.00	\$0.00	100.00
Subtotal of Element: [Fund] 27109 - PED Safety in Schools		\$0.00	\$3,009.00	\$3,009.00	\$0.00	\$0.00	100.00
31200-4000-54610-0000-001016-0000	Capital Outlay-Renting Land and Buildings	\$0.00	\$113,588.00	\$0.00	\$0.00	\$113,588.00	0.00
Subtotal of Element: [Function] 4000 - Capital Outlay		\$0.00	\$113,588.00	\$0.00	\$0.00	\$113,588.00	0.00
Subtotal of Element: [Fund] 31200 - Public School Capital Outlay		\$0.00	\$113,588.00	\$0.00	\$0.00	\$113,588.00	0.00
31600-4000-54640-0000-001016-0000	Capital Outlay-Rentals - Lease to Purchase	\$0.00	\$464,903.00	\$0.00	\$0.00	\$464,903.00	0.00
Subtotal of Element: [Function] 4000 - Capital Outlay		\$0.00	\$464,903.00	\$0.00	\$0.00	\$464,903.00	0.00
Subtotal of Element: [Fund] 31600 - Capital Improvements HB-33		\$0.00	\$464,903.00	\$0.00	\$0.00	\$464,903.00	0.00
31700-4000-54315-0000-001016-0000	Capital Outlay-Maintenance & Repair -	\$0.00	\$401.00	\$0.00	\$0.00	\$401.00	0.00
Subtotal of Element: [Function] 4000 - Capital Outlay		\$0.00	\$401.00	\$0.00	\$0.00	\$401.00	0.00
Subtotal of Element: [Fund] 31700 - Capital Improvements SB-9		\$0.00	\$401.00	\$0.00	\$0.00	\$401.00	0.00
31701-4000-54315-0000-001016-0000	Capital Outlay-Maintenance & Repair -	\$0.00	\$52,434.00	\$0.00	\$0.00	\$52,434.00	0.00
31701-4000-56113-0000-001016-0000	Capital Outlay-Software	\$0.00	\$4,850.00	\$0.00	\$1,042.50	\$3,807.50	0.00
31701-4000-56118-0000-001016-0000	Capital Outlay-General Supplies and Materials	\$0.00	\$84,691.00	\$0.00	\$0.00	\$84,691.00	0.00
31701-4000-57332-0000-001016-0000	Capital Outlay-Supply Assets (\$5,000 or Less)	\$0.00	\$34,591.00	\$0.00	\$170.65	\$34,420.35	0.00
Subtotal of Element: [Function] 4000 - Capital Outlay		\$0.00	\$176,566.00	\$0.00	\$1,213.15	\$175,352.85	0.00
Subtotal of Element: [Fund] 31701 - Capital Improvements SB-9 Local		\$0.00	\$176,566.00	\$0.00	\$1,213.15	\$175,352.85	0.00
Grand Total		\$156,796.11	\$2,803,699.00	\$737,664.23	\$987,934.10	\$1,078,100.67	26.31

Albuquerque Talent Development Academy

Payroll Voucher Management Report

[Cycle Name]: "FY2020-2021"; Created On: 12/3/2020 6:33:58 PM

Voucher Status	Voucher Number	Voucher Date	Description	Voucher Total	Approved Date	Approved By
Paid	1951	11/30/2020	EFTPS 21-09 - 11/30/2020	\$9,445.41	12/03/2020	Galindo, Whitney
Paid	1953	11/30/2020	DD 21-09 - 11/30/2020	\$26,630.54	12/03/2020	Galindo, Whitney
Paid	1952	11/13/2020	DD 21-08 - 11/13/2020	\$26,630.48	12/03/2020	Galindo, Whitney
Paid	1950	11/13/2020	EFTPS 21-08 - 11/13/2020	\$9,445.41	12/03/2020	Galindo, Whitney
Paid	1941	11/05/2020	CRS for 2020 10	\$2,213.03	11/05/2020	Galindo, Whitney
Paid	1943	11/05/2020	Aflac for 2020 10	\$247.96	11/05/2020	Galindo, Whitney
Paid	1944	11/05/2020	NMPSIA for 2020 11	\$11,922.08	11/05/2020	Galindo, Whitney
Paid	1945	11/05/2020	ERB for 2020 10	\$20,062.38	11/05/2020	Galindo, Whitney
Paid	1946	11/05/2020	FFGA for 2020 10	\$35.40	11/05/2020	Galindo, Whitney
Paid	1947	11/05/2020	InvesTrust for 2020 10	\$300.00	11/05/2020	Galindo, Whitney
Paid	1948	11/05/2020	RHC for 2020 10	\$2,422.02	11/05/2020	Galindo, Whitney

Albuquerque Talent Development Academy

Voucher by Warrant with Date Range Report

Accounting Cycle: FY2020-2021; Voucher: [All]; Warrant Status: Non-Void; Order By: Voucher; Begin Date: 11/01/2020; End Date: 11/30/2020; Created On: 12/3/2020 6:33:04 PM

Warrant Date	Warrant Number	Vendor	Amount
11/02/2020	15287	ACES	\$260.00
11/02/2020	15288	Albuquerque Bernalillo County Water Utility Authority	\$428.62
11/02/2020	15289	Amazon	\$61.97
11/02/2020	15290	Century Link	\$20.00
11/02/2020	15291	Cleaning Specialists Maintenance, Inc	\$241.91
11/02/2020	15292	CNM Bookstore	\$143.50
11/02/2020	15293	Cognia Inc	\$1,000.00
11/02/2020	15294	Crystal Springs	\$77.67
11/02/2020	15295	Dex Media East, Inc	\$41.00
11/02/2020	15296	EASi Therapy & Diagnostic Services	\$3,098.71
11/02/2020	15297	Fincham Mobile Storage	\$237.33
11/02/2020	15298	Garcia, Herman	\$20.24
11/02/2020	15299	IDVILLE	\$181.88
11/02/2020	15300	J and J Technical Services	\$2,581.28
11/02/2020	15301	KOAT TV	\$1,747.57
11/02/2020	15302	Konica Minolta Premier	\$117.09
11/02/2020	15303	Molina, Lucinda	\$80.48
11/02/2020	15304	Moss-Adams, LLP	\$7,119.75
11/02/2020	15305	PNM	\$1,236.39
11/02/2020	15306	Public Charter Schools of New Mexico	\$90.00
11/02/2020	15307	Purchase Power	\$116.19
11/02/2020	15308	Sandia Office Supply	\$86.76
11/02/2020	15309	Saylor Family Trust, LLC	\$22,304.42
11/02/2020	15310	Unite Private Networks, LLC	\$224.54
11/02/2020	15311	Verizon Wireless	\$104.28
11/04/2020	15328	NM Bank & Trust	\$715.42
11/20/2020	15316	Jurado, Nora	\$244.95
11/30/2020	15317	Albuquerque Bernalillo County Water Utility Authority	\$428.62
11/30/2020	15318	Central New Mexico Community College	\$377.50
11/30/2020	15319	Century Link	\$102.36
11/30/2020	15320	CES	\$2,575.09
11/30/2020	15321	Dex Media East, Inc	\$46.47
11/30/2020	15322	EASi Therapy & Diagnostic Services	\$3,689.33
11/30/2020	15323	Fincham Mobile Storage	\$237.33
11/30/2020	15324	Matthew Fox, PC	\$471.70
11/30/2020	15325	Moss-Adams, LLP	\$6,523.74
11/30/2020	15326	TAMCO	\$72.75
11/30/2020	15327	Western States Fire Protection Co	\$233.01
Sub Total			\$57,339.85