

Spring Listen Up!

FOLLOWING DIRECTIONS

Spring Listen Up! Name: _____

One-Step



- Color one mushroom.
- Color the turtle with a hat on green.
- Circle one bird in the nest.
- Color the big butterfly pink.
- Draw an X on a snail's shell.
- Color the sun orange.
- Color the frog's hat yellow.
- Color the small caterpillar purple.
- Color the turtle's umbrella orange.
- Color all of the flies.

© 2018 Panda Speech

FREEBIE!



Created by: Amanda Schaumburg Panda Speech, LLC

SPRING LISTEN UP! FOLLOWING DIRECTIONS COLORING ACTIVITY

Contents:

Page 3: One step directions level one (no color specification).

Page 4: One step directions level two (specifies color).

Page 5: Two step directions level one (no color specification).

Page 6: Two step directions level two (specifies color)

Page 7: Open ended or make your own directions.

Please take a moment to leave feedback on TPT for this product! Your feedback is important and it helps me create more FREEBIES for you!

The therapist/teacher will read prompts listed on the right side of the paper to the student(s). The student will color the picture according to the directions. No-prep and low ink!

Variations: Use the open-ended page and have the students give each other directions.


This is just a sample from my Spring NO PREP Language Packet! Check it out in my store! There are 90+ content pages and 28 different activities! Let me do the planning for you this spring!

THANKS FOR DOWNLOADING!

Spring Listen Up!

Name: _____

One-Step




- Color one mushroom.
- Color the turtle with a hat.
- Circle one bird in the nest.
- Color the big butterfly.
- Draw an X on a snail's shell.
- Color the sun.
- Color the frog's hat.
- Color the small caterpillar.
- Color the turtle's umbrella.
- Color all of the butterflies.

Level One

Spring Listen Up!

Name: _____

One-Step




- Color one mushroom red.
- Color the turtle with a hat green.
- Circle one bird in the nest.
- Color the big butterfly pink.
- Draw an X on a snail's shell.
- Color the sun orange.
- Color the frog's hat yellow.
- Color the small caterpillar purple.
- Color the turtle's umbrella yellow.
- Color all of the butterflies.

Level Two

Spring Listen Up!

Name: _____

Two-Steps




- Draw an X on the snail's shell and circle one butterfly.
- Color the middle mushroom red, then color the turtle's umbrella yellow.
- Color one of the birds in the nest blue, then color the big caterpillar green.
- Color the flowers that are next to the tree pink, then color the frog green.
- Draw an X on the biggest butterfly, then color the smallest bird red.
- Color the small caterpillar orange, then circle the first mushroom.
- Color the sun yellow, then color the small turtle green.
- Circle the big bird, then color one butterfly purple.
- Color the last mushroom orange, then circle the lady bug.
- Draw an X on the cloud, then color the snail's body yellow.

Level Two

Spring Listen Up!

Name: _____

Two-Steps



- Draw an X on the snail's shell and circle one butterfly.
- Color the middle mushroom, then color the turtle's umbrella.
- Color one of the birds in the nest, then color the big caterpillar.
- Color the flowers that are next to the tree, then color the frog.
- Draw an X on the biggest butterfly, then color the smallest bird.
- Color the small caterpillar, then circle the first mushroom.
- Color the sun, then color the small turtle.
- Circle the big bird, then color one butterfly.
- Color the last mushroom, then circle the lady bug.
- Draw an X on the cloud, then color the snail's body.

Level One

Artwork Shout Outs

Smarty Symbols: www.smartysymbols.com


Rebecca B Designs: <https://www.teacherspayteachers.com/Store/Rebeccab-Designs>

Panda Fonts: <https://www.teacherspayteachers.com/Store/Panda-Speech/Category/Panda-Font-Shop>

Erin Bradley Designs: <https://www.teacherspayteachers.com/Store/Erin-Bradley-Designs>

Creative Clips: <https://www.teacherspayteachers.com/Store/Krista-Walden>


Clipart Queen: <http://www.teacherspayteachers.com/Store/Clipart-Queen>



THANK YOU!



NO-PREP



Spring Language Pack

Sp Butterfly
Name: _____
Color: toys

Which level 1
Name: _____
Color in each picture as you name it

Spring Gate
Name: _____
Color in each picture as you name it

Compare
Name: _____
Tell how each pair of pictures in the

Rain Boots
Name: _____
Draw a line between the pair of rain boots a diff

Sentence R
Grammar & Subject
Name: _____
Read or listen to the sentence. If it sounds good color the rain boot blue. If it ne and color the rain boot red. Fix the

Strawberries
Name: _____
Cut out the words

Rainbow Ar
Name: _____
Draw a line from a rainbow to a cloud that c antonyms a differ

Sentence Clouds Absurdities
Name: _____ Date: _____
Read or listen to the sentence. If it makes sense color it red. If it doesn't make sense color it pink. Fix the sentence and say it out loud!

Color: sounds good pink needs work red

PRINT & GO!

94 Total Content Pages
28 Different Activities
6 Bonus items!





Terms of Use: © Panda Speech

Paid Product: This is a single user license ONLY. DO NOT share, copy, email, save to a shared drive, or redistribute this file in any way. If you wish to share with a colleague, please purchase an additional license or direct them to my TPT store.

Free Product: Single user download ONLY! Please direct others to my store if you want to share!

*You may not copy any part of this document (content, layout, format, idea, design) and reproduce it or create a similar product using my idea. All rights reserved to Mandi SLP of Panda Speech, LLC. This original activity was imagined and created by Amanda Schaumburg, all rights reserved.

PLEASE RESPECT COPYRIGHT LAWS!!

Don't forget to check out
the Panda Font Shop!



Leave feedback to earn TPT credits!



Check out my best sellers!

